

Non-profit organizations during the COVID-19 epidemic (March – August 2020)

29.12.2020

2.0 million

persons were supported by non-profit organizations in relation to the COVID-19 epidemic

In March 2020, in connection with the dissemination of an infectious disease caused by the SARS-CoV-2 virus, referred to as COVID-19, Poland declared an epidemiological threat, followed by the state of an epidemic. From March to August 2020, 14.1% of non-profit organizations undertook additional activity due to the COVID-19 epidemic. Most frequently, they included social services (63.3%) or material support (40.7%). During this period, the organizations provided a total of PLN 383.3 million in the form of tangible and financial support.

Additional activity undertaken by non-profit organizations

Due to the developing epidemic of COVID-19, non-profit organizations were asked additional questions regarding their involvement in mitigating the effects of the epidemic. Among the organizations that submitted an appropriate report, 14.1% declared undertaking additional activity for the benefit of recipients due to the COVID-19 epidemic.

Due to the COVID-19 epidemic, 14.1% of non-profit organizations initiated additional activity for the benefit of the recipients.

Chart 1. The percentage of non-profit organizations^a undertaking additional activity for the benefit of recipients due to the COVID-19 epidemic from March to August 2020 by the type of organization



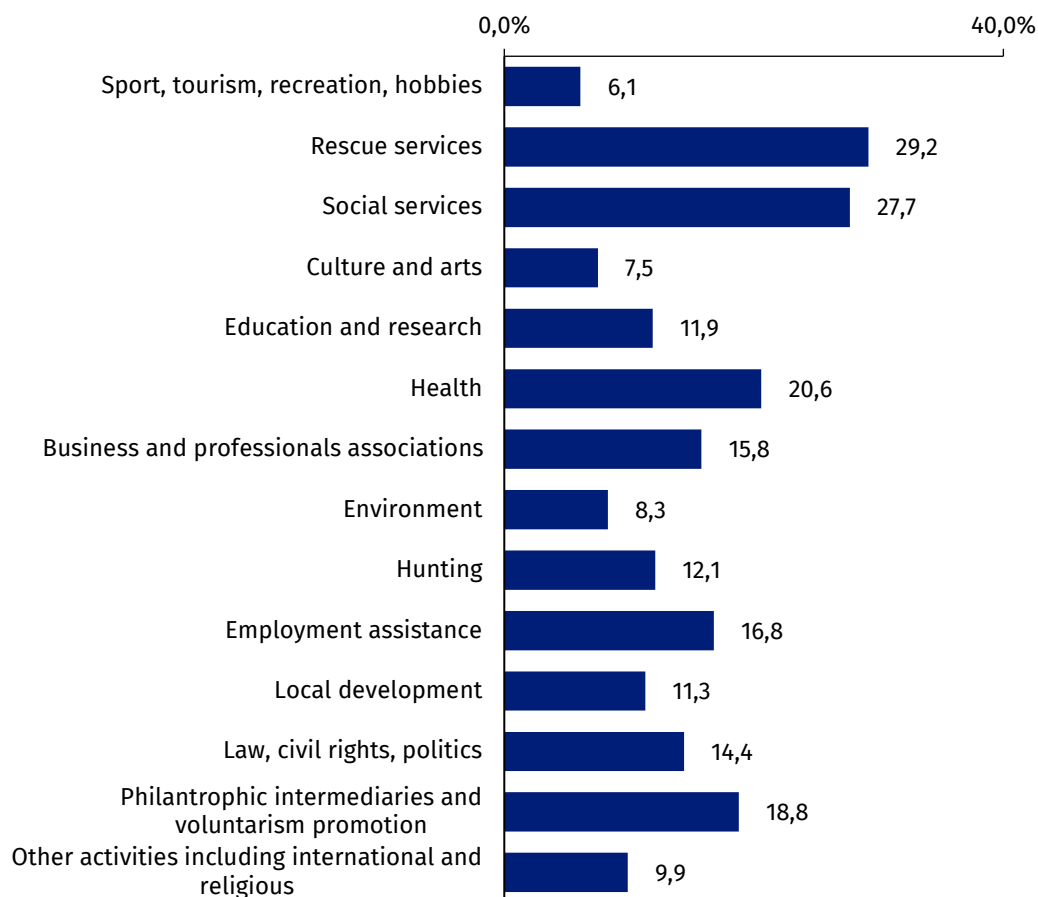
^a The percentage evaluation was based on the total number of active organizations which submitted an appropriate report.

The highest percentage of organizations undertaking additional activity was recorded among the voluntary fire brigades (29.3%), followed by faith-based charities (20.1%). Furthermore, a high share of organizations providing additional activities for the benefit of recipients due

to the epidemic occurred among entities with the status of public benefit organizations (PBO) (22.9%).

With regard to the field of activity, a high percentage of organizations undertaking additional activity in connection with the COVID-19 epidemic included entities active in social services (27.7%), health (20.6%), as well as philanthropic intermediaries and voluntarism promotion (18.8%).

Chart 2. The percentage of non-profit organizations^a undertaking additional activity for the benefit of recipients due to the COVID-19 epidemic from March to August 2020 by main field of activity



^a The percentage evaluation was based on the total number of active organizations which submitted an appropriate report. The interest was calculated within individual fields.

Considering the territorial diversity, a relatively high percentage of organizations undertaking additional activities for the benefit of recipients as a result of the COVID-19 epidemic were located in the following voivodships: Łódzkie (17.5%), Lubelskie (16.0%), Małopolskie and Mazowieckie (15.1% each).

Recipients of activity initiated due to the COVID-19 epidemic

Most frequently, non-profit organizations undertook additional activity for the benefit of private persons (54.9%). The whole communities (e.g. residential estate, parish, gmina) – 31.0%, followed by health care institutions (17.8%), were subsequently indicated as recipients.

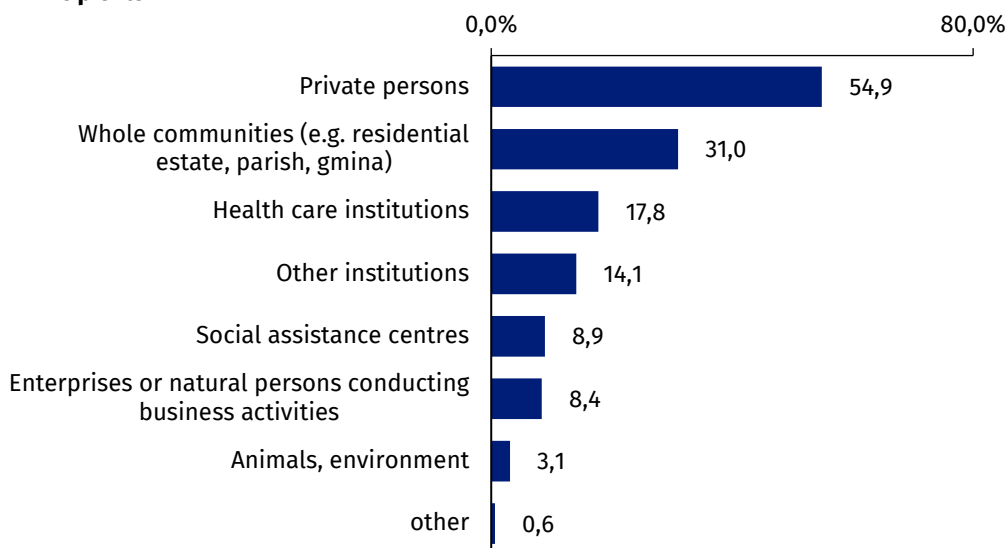
Compared to other types of organizations, the voluntary fire brigades, that most often declared undertaking additional activity due to the COVID-19 epidemic, more frequently supported entire communities (62.5%) and less often private persons (46.0%).

In turn, a high percentage of entities initiating activities for the benefit of private individuals occurred among faith-based charities (65.5%) and foundations (61.4%), as well as included organizations with a PBO status (63.0%). Furthermore, faith-based charities relatively often undertook action for the benefit of social assistance centres (23.6%), while foundations provided support to entities other than health care institutions or social assistance centres (20.2%). On the other hand, provided that the business and professional associations undertook additional activity, they most frequently did so for the benefit of enterprises and natural persons conducting business activities (57.3%).

Due to the COVID-19 epidemic, the most common actions were initiated for the benefit of private persons (54.9%)

It was also observed that the type of recipients of activity varies depending on the main field of the organization's activity. Institutions addressing the social services relatively often undertook activity for the benefit of private individuals (67.8%) and social assistance centres (22.0%). In turn, organizations whose activities focused on the health care sector relatively often provided support to health care institutions (43.3%). In addition to the aforementioned voluntary fire brigades, organizations whose main field of activity focused on local development (51.4%) also frequently undertook activity for the benefit of the whole communities.

Chart 3. The percentage of non-profit organizations^a undertaking additional activity for the benefit of recipients due to the COVID-19 epidemic from March to August 2020 by the type of recipients



^a The percentage evaluation was based on non-profit organizations undertaking additional activities for the benefit of recipients due to the COVID-19 epidemic.

From March to August 2020, a total of nearly 2.0 million private persons were provided support. For comparison, during this period, the number of infected with SARS-CoV-2 in the whole country amounted to 67.4 thousand persons. The highest number of natural persons supported due to the COVID-19 epidemic involved associations and similar social organizations (69.6%), including typical associations and other social organizations (39.2%), as well as the voluntary fire brigades (25.4%).

Within the activities undertaken as a result of the COVID-19 epidemic, 2.0 million private persons were supported

Types of activity initiated due to the COVID-19 epidemic

As part of additional activities related to the COVID-19 epidemic, the non-profit organizations most frequently provided support in the form of social services (63.3%). Tangible support (33.7%), followed by financial support (8.9%) were provided less often.

Differences in the scope of support undertaken depending on the type of organization were observed. Organizations with a PBO status were characterized by the highest percentage of entities providing tangible support (46.2%). A relatively high percentage of organizations providing tangible support occurred also among the voluntary fire brigades (37.9%), typical associations and other social organizations (37.3%), as well as faith-based charities (37.5%). In turn, the above-average financial support was frequently provided among hunting clubs (71.2%), which may be connected with their particular commitment to health care institutions (63.8%) and social assistance centres (19.5%).

The most frequently provided support consisted of social services – 63.3%

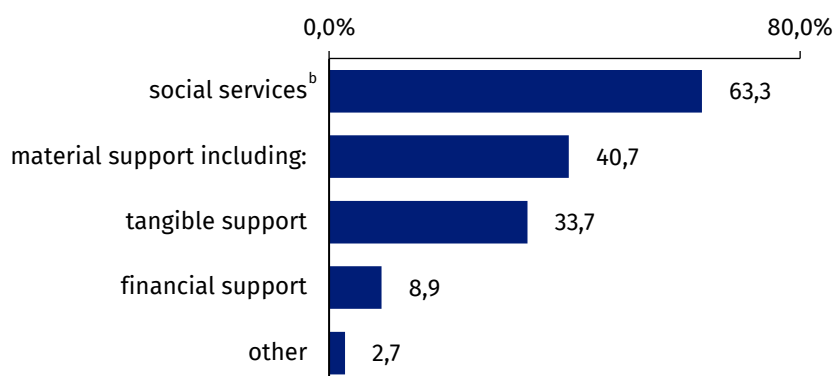
The provision of tangible support varied also due to the field of activity of non-profit organizations. Such above-average support was often provided by institutions addressing social services (50.7%), local development (47.2%), as well as health (44.2%).

The total amount of tangible and financial support provided by non-profit organizations since March 2020 until the date of submission of the report was PLN 383.3 million. The largest part of these funds, i.e. 70.5%, or PLN 270.1 million, were granted by foundations, which accounted for 28.7% of the total number of organizations providing such support.

The total value of material support provided in connection with the COVID-19 epidemic amounted to PLN 383.3 million

With regard to the field of activity, 19.3% of the total amount of material support was provided by organizations addressing local development, while further 17.1% by organizations of social surveys.

Chart 4. The percentage of non-profit organizations^a undertaking additional activity for the benefit of recipients due to the COVID-19 epidemic, from March 2020 until the date of submission of the report by the type of support



a The percentage evaluation was based on non-profit organizations undertaking additional activities for the benefit of recipients due to the COVID-19 epidemic.

b Social services include: pro-family policy, family support, foster custody system, social assistance, promotion and protection of health, support for the disabled, public education, prevention of unemployment, culture, physical culture and tourism stimulating civic activity, housing, environmental protection, as well as professional and social reintegration.

Nearly 3/4 of organizations undertaking additional activities for the benefit of recipients due to the COVID-19 epidemic involved volunteers (73.9%). Their total number amounted to nearly 159 thousand persons. Associations and similar social organizations (69.2%), including typical associations (42.2%) and the voluntary fire brigades (22.9%), were characterized by the highest number of volunteers.

The projected financial position in 2020

In the course of the survey (April – August 2020), more than 1/3 of the non-profit organizations projected that their financial position in 2020 would deteriorate compared to 2019 (37.2%). For comparison, in 2017, such a forecast was made by 9.1% of entities. In turn, 58.6% of organizations declared that their financial position would remain unchanged, while only 4.1% stated that it would improve (in 2017 these numbers amounted to 72.8% and 18.1% respectively).

Hunting clubs (59.3%), followed by sport clubs (43.5%), foundations and organizations with a PBO status (41.9% each), projected the highest deterioration of their financial position. Furthermore, a significant percentage of organizations predicting deterioration of their financial position involved institutions of culture and arts (44.1%), health (40.8%), as well as entities addressing business and professional associations (40.3%).

Opinions on the financial position varied depending on the size of the non-profit organization's revenue. The majority of organizations with the lowest revenues (less than PLN 1 thousand) declared that, compared to 2019 their financial position in 2020 would not change (76.5%). Along with the rise in the generated income, the percentage of entities projecting the deterioration of their financial position significantly increased. Among the organizations with revenues of between PLN 100 thousand and PLN 1 mln, that number amounted to 51.0%, while among organizations with revenues above PLN 1 mln – 47.1%.

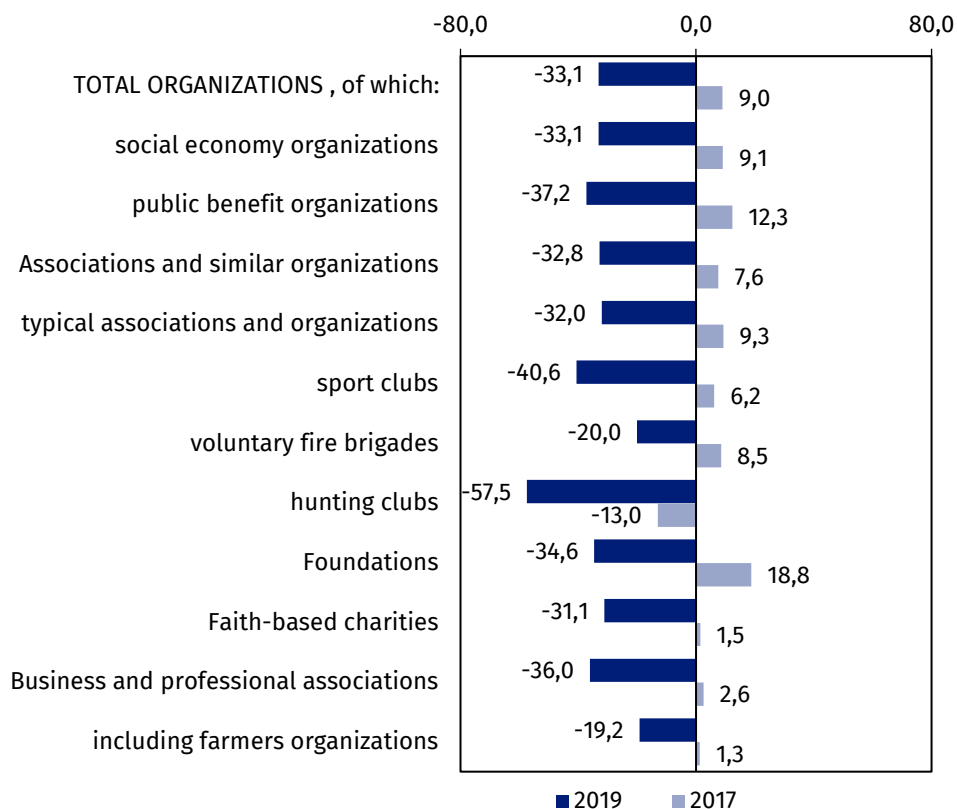
The vast majority of non-profit organizations predicting deterioration of their financial position in 2020 indicated that such a situation results from the COVID-19 epidemic (75.1%).

The indicator¹ of the projected financial position in non-profit organizations assumed negative values, which indicates a bad economic situation in this area. It should be noted that negative values were recorded in all types of organizations. For comparison, in 2017, nearly all entities were characterized by a positive indicator of the projected financial position.

Over 1/3 of all non-profit organizations project that their financial situation would deteriorate

¹ Indicators of the projected financial position and employment are calculated as the balance (difference) between the percentage of entities selecting an answer that is favourable from their perspective and the percentage of entities selecting the unfavourable variant. The indicators assume values from -100 to +100. A positive value of the indicator expresses a "good" economic situation, while a negative value – "bad", from the perspective of the non-profit sector.

Chart 5. The indicator of the projected financial position in non-profit organizations^a in the following year by the type of organization



^a The percentage evaluation was based on the total number of active organizations.

The projected employment in 2020

Among the organizations employing persons on the basis of employment contract, 14.4% projected that in 2020, the employment in their unit would decline compared to 2019. For comparison, in 2017, that number amounted to 8.1%. The increase in employment levels in 2020 was expected by 6.7% of the entities employing persons on the basis of employment contract, while in 2017, that number amounted to 14.9%.

The highest percentage of organizations projecting a decrease in the number of persons employed on the basis of employment contract occurred among foundations (17.6 percent), followed by associations and social organizations (14.6 per cent).

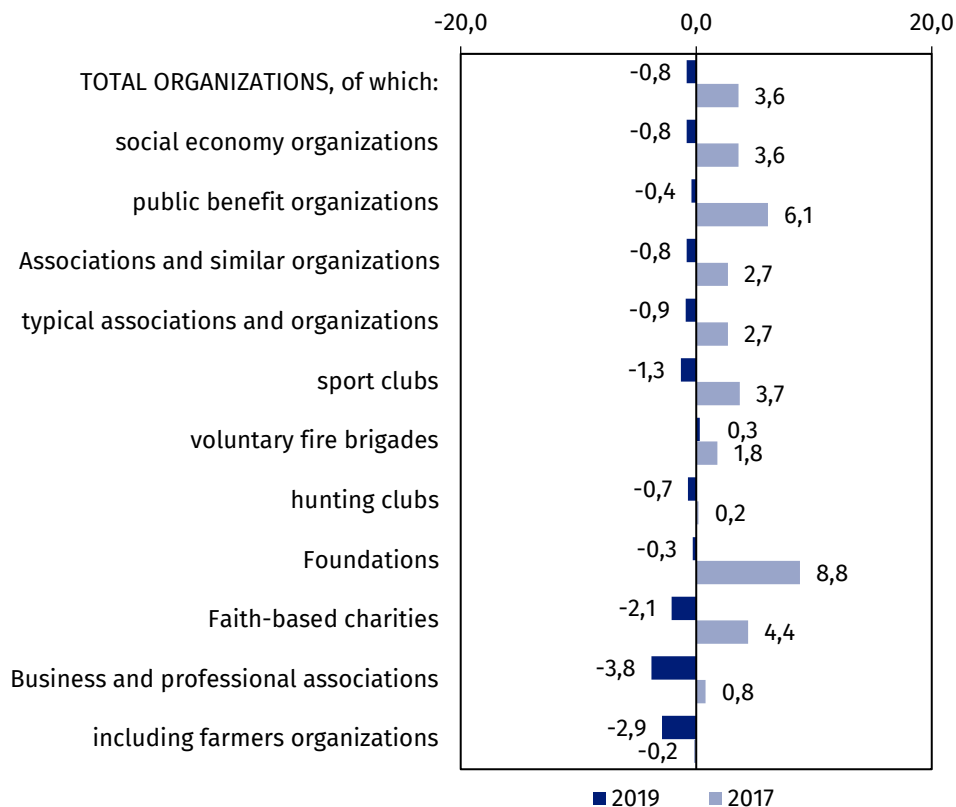
Such declarations were frequently provided by institutions supporting philanthropic intermediaries and voluntarism promotion (23.5%), sports, tourism or recreation (18.8%), culture and arts (18.7%), or local development (17.2%). The decrease in the number of persons employed on the basis of employment contract was projected primarily by organizations employing from 6 to 19 persons (16.5%) and less frequently by the largest institutions with over 19 employees (12.8%).

39.4% of organizations directly associated the projected reduction in the level of employment with the COVID-19 epidemic. Most frequently, such an argumentation for reducing the number of employees occurred among sport clubs (53.2%) and foundations (43.2%).

In the majority of cases, the projected employment rate in non-profit organizations assumed negative values. In a study conducted in 2017, most of the organizations were more optimistic about the projected employment rate, considering that the indicator assumed positive values in the majority of cases.

The reduction in the level of employment is projected by 14.4% of the total number of non-profit organizations

Chart 6. The indicator of the projected employment rate in non-profit organizations^a in the following year by the type of organization



^a The percentage evaluation was based on the total number of active organizations.

Methodological information

As part of the survey by Statistics Poland 1.04.01. *Associations, foundations, faith-based charities, professional and business associations* the SOF-5 form for 2019 (*Report on the cooperation, management and information activities of selected non-profit organizations*) included questions related to the organization's involvement in mitigating the effects of the COVID-19 epidemic from March 2020 until the date of submission of the report. The survey was completed in August 2020.

Detailed methodology of the survey by Statistics Poland 1.04.01. *Associations, foundations, faith-based charities, professional and business associations* for 2019 was presented in the Statistics Poland's news release *Cooperation of non-profit organizations with other entities in 2019*.

The total number of active non-profit organizations provided in the news release consists of the following entities: associations and similar social organizations, foundations, faith-based charities, as well as professional and business associations.

In the case of quoting data of Statistics Poland, please provide annotation: "Source: Statistics Poland". When publishing calculations made on the data published by Statistics Poland, please include the following information: "Own elaboration based on data from Statistics Poland".

Prepared by:
Social Surveys Department
Director Dr Piotr Łysoń
Tel: 22 449 40 27

in collaboration
with the Statistical Office in Kraków
Director Agnieszka Szlubowska
Tel: 12 420 40 50

Issued by:
The Spokesperson for the President of
Statistics Poland
Karolina Banaszek
Tel: 695 255 011

Press Office

Tel: 22 608 34 91, 22 608 38 04

e-mail: obslugaprasowa@stat.gov.pl



www.stat.gov.pl



[@GUS_STAT](https://twitter.com/GUS_STAT)



[@GlownyUrzadStatystyczny](https://www.facebook.com/GlownyUrzadStatystyczny)

Related information

[The non-profit sector in 2018](#)

[Cooperation of non-profit organizations with other entities in 2017](#)