



The highest share of beneficiaries of social assistance in the total number of inhabitants – 6.0% was recorded in the Warmińsko-Mazurskie region, and a relatively high share was also observed in Kujawsko-Pomorskie Voivodship (5.2%). The lowest extent of benefiting from social assistance was recorded in the Warsaw capital region (1.9%). A low (less than 3%) percentage of beneficiaries of social assistance in the total number of inhabitants was also observed in the following regions: Śląskie (2.4%), Dolnośląskie (2.5%).

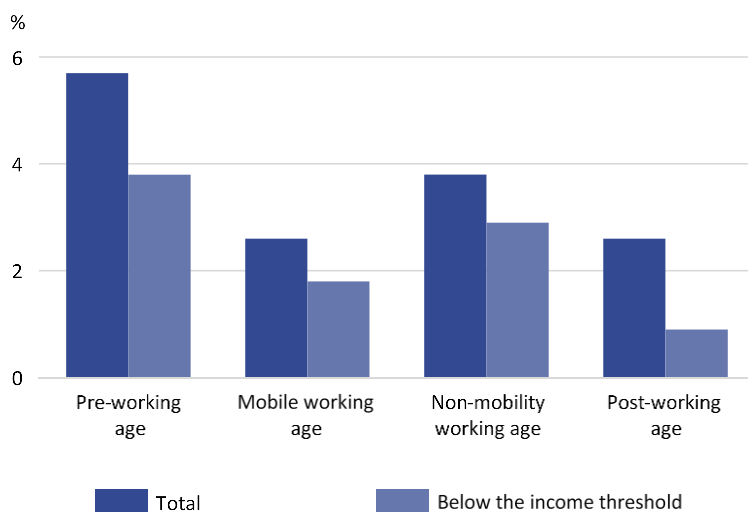
Compared to the previous year, the discussed indicator decreased in all regions of the country. The largest decline (by 0.5 pp) was recorded in the Warmińsko-Mazurskie and Lubuskie regions, and the smallest (by 0.1 pp) in the Warsaw capital region.

Among the beneficiaries of social assistance 395.1 thousand persons, i.e. 30.3%, are persons at pre-working age. The range of benefiting from social assistance in this age group was relatively high – it amounted to 5.7%, and the share of children and youth under 18 from poor households in the total number of children and youth in the same age group amounted to 3.8%.

In turn, the percentage of persons at post-working age benefiting from social assistance in the total number of people at this age was 2.6%, and the percentage of poor beneficiaries at post-working age – 0.9%.

It is worth adding that in the group of beneficiaries at retirement age, 67.7% are members of households with per capita income above the income threshold. These are persons who, due to their health condition and family situation (75.2% manage single-handedly) benefit from care services.

**Chart 1. Share of social assistance beneficiaries in the total population by economic age groups in 2022**



Source: data of the Central Collection of the National Social Assistance Monitoring System of the Ministry of Family and Social Policy.

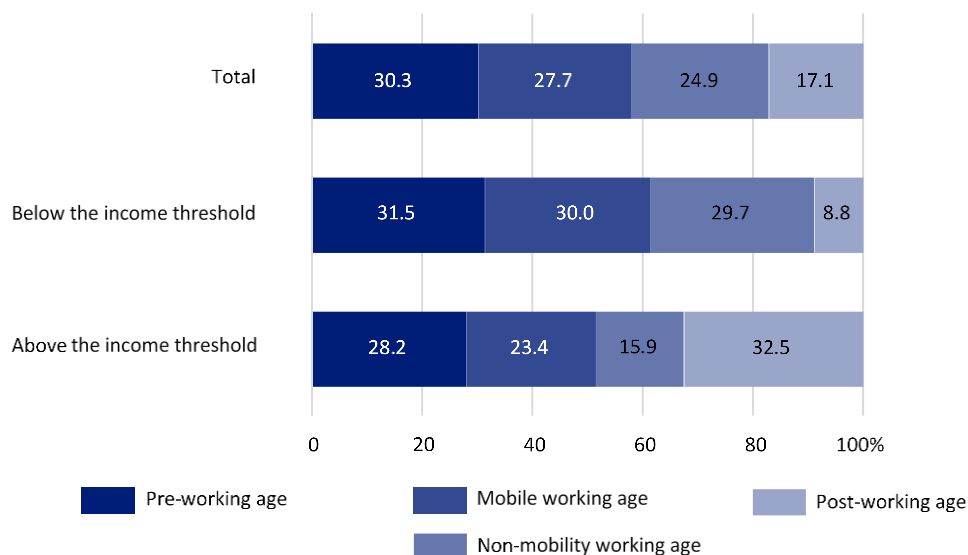
In the structure of the beneficiary population according to economic age groups, the majority were persons at pre-working age (30.3%) and mobile working age (27.7%). The share of persons at post-working age was 17.1%, among the poor beneficiaries it was 8.8%, and in the group of beneficiaries with per capita income above the income threshold – 32.5%.

The largest share of beneficiaries in the population occurred in northern and eastern regions

Almost 6% of Polish residents under the age of 18 are members of families benefiting from social assistance

Persons at post-working age had the smallest share in the group of social assistance beneficiaries

**Chart 2. Structure of social assistance beneficiaries by economic age groups in 2022**

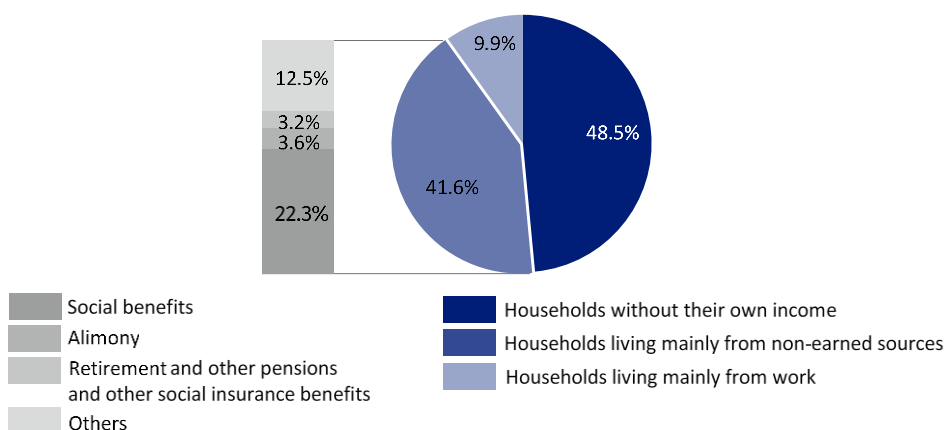


Source: data of the Central Collection of the National Social Assistance Monitoring System of the Ministry of Family and Social Policy.

Among 1 275.3 thousand social assistance beneficiaries in households<sup>2</sup>, 412.9 thousand (32.4%), are people constituting single-person households, and 862.3 thousand (67.6%) are members of multi-person households. In urban areas the share of single-handedly managing persons amounted to 40.9% and was almost twice as high as in the rural areas (23.2%). Among social assistance beneficiaries in households, 818.3 thousand (64.2%) are poor beneficiaries.

64.2% of the beneficiaries are members of poor households

**Chart 3. Structure of poor households by main source of income in 2022**



Source: data of the Central Collection of the National Social Assistance Monitoring System of the Ministry of Family and Social Policy.

A low financial status of this group of people results mainly from their lower economic activity. In 2022, among 482.5 thousand persons at working age from poor households only 12.7% were employed, 42.2% were looking for a job, however 45.1% were economically inactive. The majority of the economically inactive population (65.0%) consisted of people studying, disabled or chronically ill.

<sup>2</sup> I.e. excluding 27.0 thousand homeless people to whom social assistance centres provided benefits in 2022. Among these beneficiaries, 23.8 thousand are homeless people whose income did not exceed the income criterion.

Among 422.3 thousand poor households, nearly half – 48.5% did not have their own sources of income. From unearned sources, dominated by social benefits, lived 41.6% of such households. Social insurance and retirement and other pension benefits constituted the main source of income for 3.2% of poor households, and work was the main source of income for only 9.9% of such households.

Due to problems related to poor health or disability, as many as 62.6% of poor households received social assistance benefits, and due to unemployment 47.4% of such households. The first of the above-mentioned problems was dominant among single-person households and occurred in 75.0% of single-handedly managing persons. Among multi-person households, the largest number (61.2%) received benefits due to unemployment. Family problems also played an important role, especially helplessness in matters of care and education in large and single-parent families, which occurred in more than half (52.4%) of poor multi-person households.

Nearly half of poor households did not have their own sources of income, while over 40% lived from unearned sources

Most poor households received benefits due to problems related to poor health or disability and unemployment

In the case of quoting data from the Statistics Poland, please provide information: "Statistics Poland data source", and in the case of publishing calculations made on data published by the Statistics Poland, please provide information: "Own study based on Statistics Poland data".






Prepared by:  
**Statistical Office in Kraków**  
**Director Agnieszka Szlubowska**  
Phone: (+48 12) 420 40 50

**Press Office**

Phone: tel. (+48 22) 608 38 04

**e-mail: [obslugaprasowa@stat.gov.pl](mailto:obslugaprasowa@stat.gov.pl)**

Issued by:  
**The Spokesperson for the President  
of the Statistics Poland**  
**Karolin Banaszek**  
Phone: (+48) 695 255 011

-  [stat.gov.pl/en/](https://stat.gov.pl/en/)
-  [@GUS\\_STAT](https://twitter.com/GUS_STAT)
-  [@GlownyUrzadStatystyczny](https://www.facebook.com/GlownyUrzadStatystyczny)
-  [gus\\_stat](https://www.instagram.com/gus_stat)
-  [glownyurządstatystycznygus](https://www.youtube.com/glownyurządstatystycznygus)
-  [glownyurządstatystyczny](https://www.linkedin.com/company/glownyurządstatystyczny)

**Related information**

[Social assistance beneficiaries in 2021](#)

**Availability in databases**

[Local Data Bank – Health care – Social care and family benefits – Social assistance beneficiaries](#)

**Terms used in official statistics**

[Social assistance beneficiaries](#)

[Households of social assistance beneficiaries](#)

[Social assistance](#)