

# Emergency rescue services activity in 2021

28.07.2022

↓ 0.6%

Decrease in the number of interventions of fire brigades in 2021 compared to 2020

In 2021, fire brigades intervened in 579.7 thousand events. Interventions concerned 106.5 thousand fire events, 428.0 thousand local threats, and 45.2 thousand false alarms.

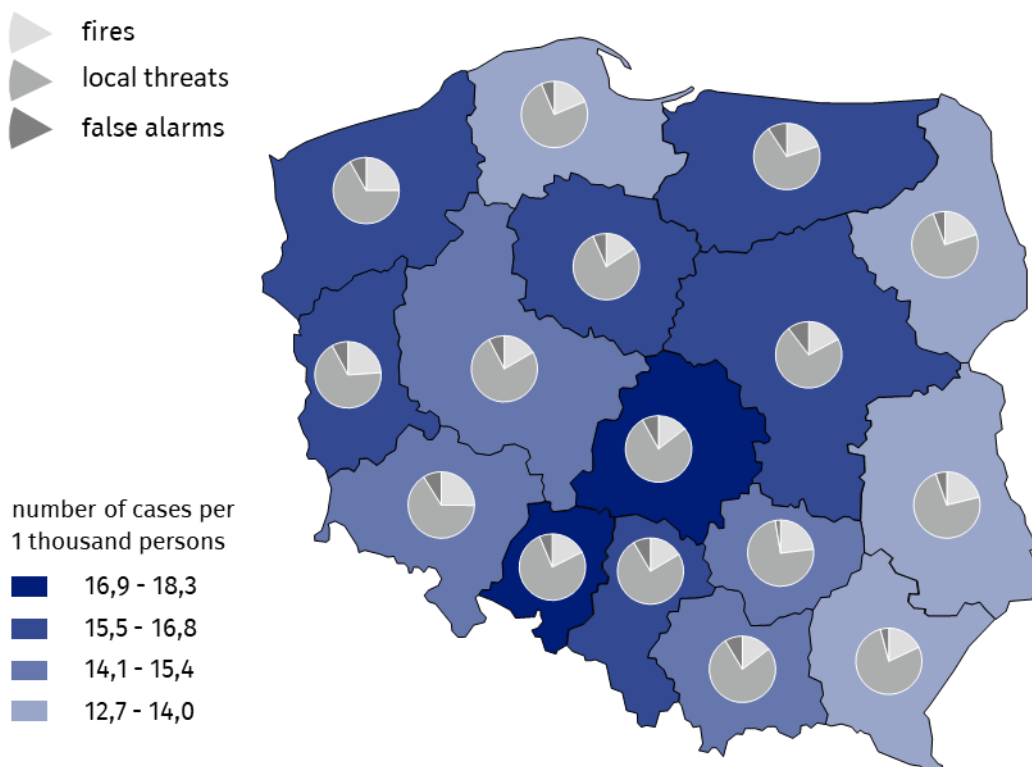
422 drowning accidents, of which 408 people died, including 40 women, were reported to the Police.

Water life rescue services carried out 1 581 rescue actions.

## Fire safety

In 2021, throughout the country, fire brigades intervened in 579.7 thousand events (decrease by 0.6% in comparison with 2020). Most of the interventions of fire brigades were recorded in Mazowieckie Voivodship (84.0 thousand), the lowest number of events was recorded in Podlaskie Voivodship (14.8 thousand). Indicator of the number of events requiring intervention of fire brigades per 1 thousand persons, reached the highest level in Łódzkie Voivodship (18.3), and the lowest in Podlaskie and Podkarpackie Voivodship (12.7 each).

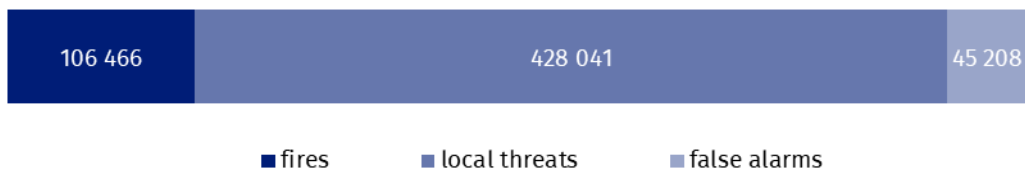
Map 1. Interventions of fire brigades in 2021



Source: National Headquarters of the State Fire Service.

Interventions concerned 428.0 thousand local threats (by 3,4% more than in 2020), 106.5 thousand fires (by 17,3% less than in 2020) and 45.2 thousand false alarms (by 11,3% more).

**Chart 1. Number of interventions of fire brigades in 2021**



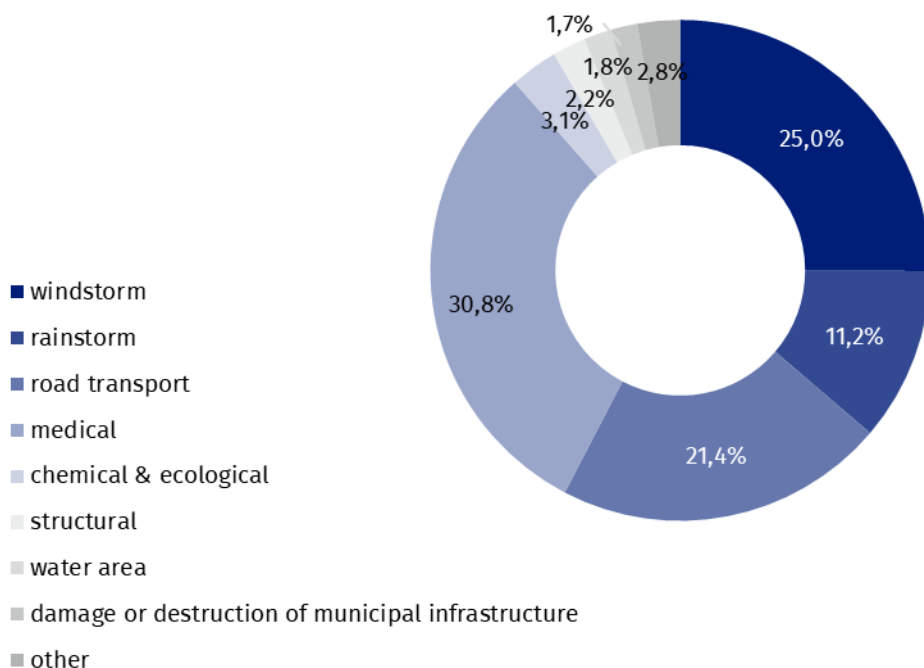
Source: National Headquarters of the State Fire Service.

In terms of the size of fires, the biggest share of fires was recognised as small ones – 102.3 thousand (which accounts for 96.1%), whereas 78 events were classified as very big fires.

In case of local threats per 1 thousand persons, requiring the participation of fire brigades, the highest value of the indicator was in Łódzkie Voivodship (14.2), while the lowest value was in Podlaskie Voivodship (9.4). The most common local threats requiring the intervention of fire brigades were medical incidents (93.7 thousand). Their number, in comparison with 2020, decreased by 28.2%.

In 2021, 96.1% of all fires were recognised as small fire

**Chart 2. Structure of local threats by type in 2021**

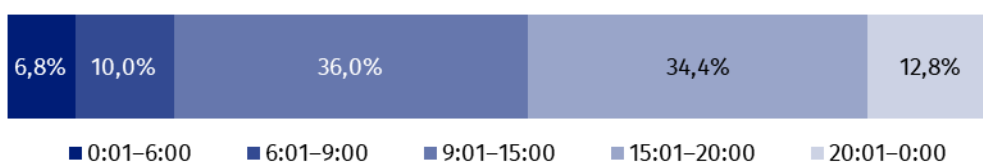


The most common local threats requiring the participation of fire brigades were medical incidents (30.8% cases)

Source: National Headquarters of the State Fire Service.

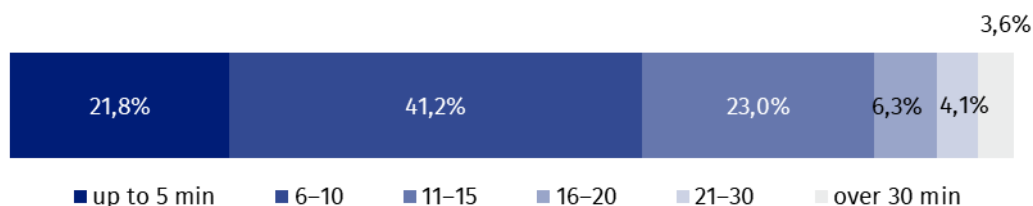
Similarly to the previous years, more than a half of false alarms (55.3%) were reported in good faith.

**Chart 3. Structure of events requiring intervention of fire brigades by time of spotting in 2021**



Source: National Headquarters of the State Fire Service.

**Chart 4. Structure of events requiring intervention of fire brigades by drive time in 2021**

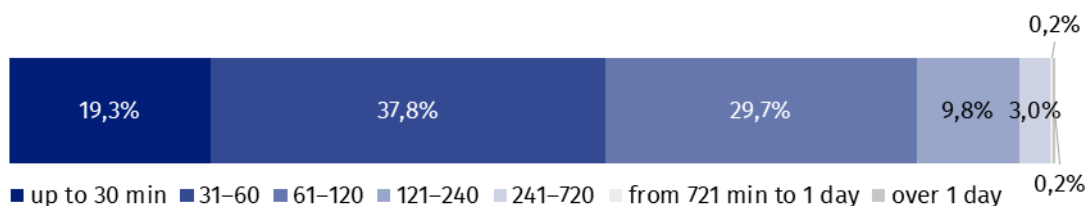


Source: National Headquarters of the State Fire Service.

The most frequent drive time of fire brigades to the scene of the incident was from 6 to 10 minutes (41.2% of events). Drive times longer than 30 minutes accounted for 3.6% of all interventions.

Most often, the drive time of fire brigades to the scene of the incident was from 6 to 10 minutes (41.2%)

**Chart 5. Structure of events requiring intervention of fire brigades by duration of intervention in 2021**



Source: National Headquarters of the State Fire Service.

The most of interventions of fire brigades took from 31 to 60 minutes.

3 882.1 thousand firefighters were involved in interventions of fire brigades, including 1 907.9 thousand volunteer firefighters, 939.3 thousand vehicles were used in rescue actions, of which 746.0 thousand fire engines. As a result of fires and local threats, 7.5 thousand persons died, and 53.0 thousand were injured.

The most frequent duration of rescue operation by fire brigades was from 31 to 60 minutes (37.8% cases)

**Table 1. Events involving fire brigades in 2021**

Voivodships	Total	Fires	Local threats	False alarms
<b>POLAND</b>	<b>579 715</b>	<b>106 466</b>	<b>428 041</b>	<b>45 208</b>
Dolnośląskie	43 572	10 970	28 721	3 881
Kujawsko-pomorskie	33 568	5 290	26 094	2 184
Lubelskie	27 429	5 806	20 127	1 496
Lubuskie	15 931	3 817	10 860	1 254
Łódzkie	44 301	6 436	34 297	3 568
Małopolskie	50 002	7 284	38 424	4 294
Mazowieckie	83 996	14 511	60 752	8 733
Opolskie	16 814	2 943	12 804	1 067
Podkarpackie	26 781	4 822	20 858	1 101
Podlaskie	14 799	2 963	10 985	851
Pomorskie	32 731	6 101	24 539	2 091
Śląskie	71 656	11 801	53 822	6 033
Świętokrzyskie	17 167	3 968	12 750	449
Warmińsko-mazurskie	23 311	4 638	16 516	2 157
Wielkopolskie	51 432	8 555	38 952	3 925
Zachodniopomorskie	26 225	6 561	17 540	2 124

Source: National Headquarters of the State Fire Service.

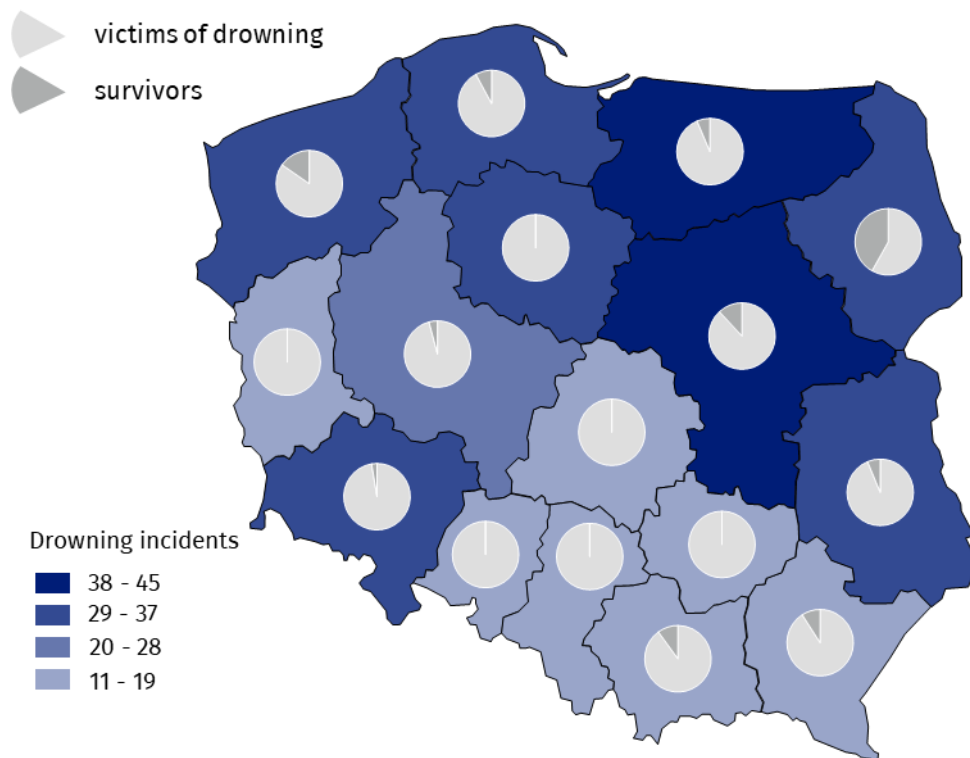
## Drowning events<sup>1</sup>

In 2021, 422 drowning events were reported to the police (by 12.6% less than in 2020), resulting in 408 deaths (by 11.3% less), including 40 women.

Most victims of drowning events were recorded in Warminsko-mazurskie Voivodship (44). The smallest number of victims of drowning was recorded in Podkarpackie Voivodships (10).

In 2021, 408 persons drowned, by 52 persons less than in the previous year

**Map 2. Drowning incidents by voivodships in 2021**

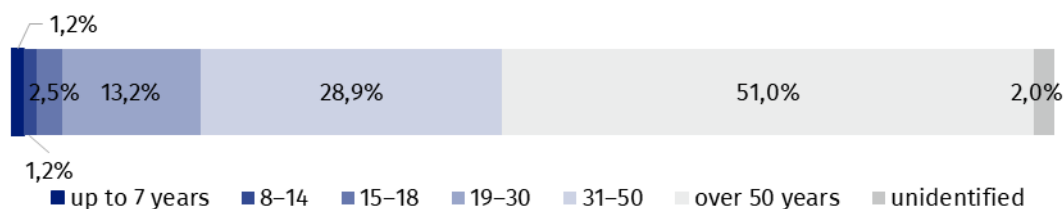


Source: data on the basis of data from registered proceedings by Police offices.

Persons over 50 years of age were most frequent victims of drowning (208 persons), while children under 7 years and between 8 – 14 years of age were the least frequent victims (5 persons in each).

208 victims of drowning were over 50 years of age (51.0% of all victims)

**Chart 6. Structure of victims of drowning by age in 2021**



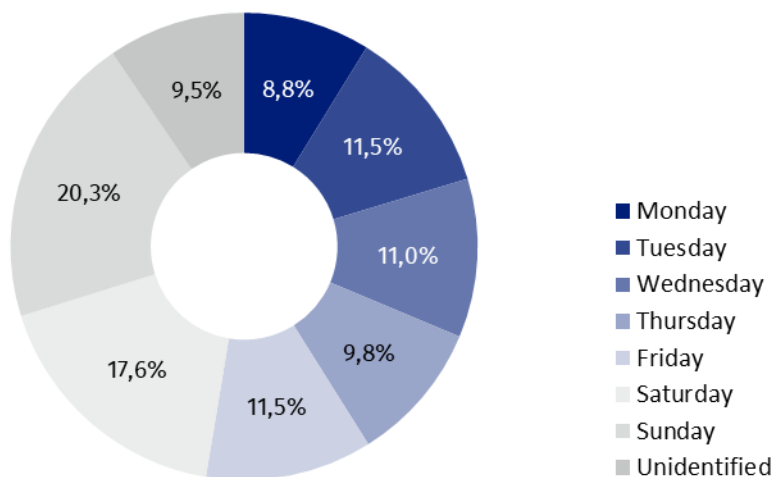
Source: National Headquarters of Police.

Weekends were most frequent days of drowning – on Saturdays (72), on Sundays (96). The lowest number of drowning was recorded on Mondays (36).

Most of the drowning events occurred at the weekends

<sup>1</sup> Data based on events reported to the Police.

**Chart 7. Structure of drowning incidents by days of the week in 2021**



Source: National Headquarters of Police.

Most of victims drowned in rivers (98). The biggest number of victims of drowning in the rivers was recorded in Dolnośląskie Voivodship (15), no victim of drowning in the rivers in Śląskie Voivodship was recorded. 95 persons drowned in lakes. The biggest number of victims of drowning in the lakes was recorded in Warmińsko-mazurskie Voivodship (27), while in Łódzkie and Podkarpackie voivodships no victim of drowning was recorded. 26 persons drowned in the sea, i.e. by 1 more than in 2020, (16 victims in Pomorskie Voivodship and 10 victims in Zachodniopomorskie Voivodship).

In 312 events of drowning (76.5%) state of consciousness (i.e. sober, intoxicated or under influence of drugs) could not be determined. At the moment of the incident, 78 drowning victims were intoxicated and 17 were sober.

**Table 2. Drowning incidents in 2021**

Voivodships	Total	Of which	
		victims of drowning	survivors
<b>POLAND</b>	<b>422</b>	<b>408</b>	<b>42</b>
Dolnośląskie	36	37	1
Kujawsko-pomorskie	31	31	–
Lubelskie	32	30	2
Lubuskie	16	17	–
Łódzkie	18	18	–
Małopolskie	17	18	2
Mazowieckie	42	37	5
Opolskie	17	17	–
Podkarpackie	11	10	1
Podlaskie	33	25	18
Pomorskie	36	35	3
Śląskie	14	14	–
Świętokrzyskie	19	19	–
Warmińsko-mazurskie	42	44	3
Wielkopolskie	23	23	1
Zachodniopomorskie	35	33	6

Source: data on the basis of data from registered proceedings by Police stations.

The most of victims drowned in the rivers (98 cases)

42 persons were rescued from drowning incidents

### Actions of water rescue services<sup>2</sup>


As of 31 December 2021, 119 entities received permission to water rescue service and they employed 12 082 water lifeguards.

Water rescuers made 1 581 rescue operations, most of them in inland and coastal water area (968). In places occasionally used for swimming 53 rescue operations were recorded, while 319 occurred on bathing beaches.

In 2021, 119 entities were eligible to water rescue

Water lifeguards carried out 1 581 rescue operations

**Chart 8. Structure of rescue operations to save drowning people by place of occurrence in 2021**



Source: Ministry of Interior and Administration.

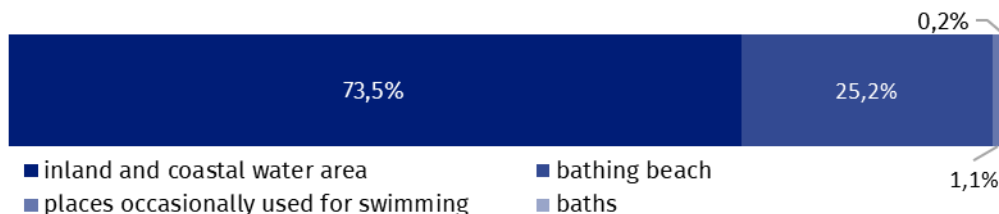
Water lifeguards carried out 4 560 actions requiring professional first aid. Most rescue actions occurred in the inland and coastal water area (1 464), such interventions were the least frequent in places occasionally used for swimming (56).

In the analysed period 546 actions dealt with transporting victims of the incidents or in danger of losing health or life in water area to a location where it was possible to perform medical rescue actions by the units of the State Medical Emergency<sup>3</sup>.

Water lifeguards took part in 658 actions of searching for missing people. They saved 1 455 persons.

Water lifeguards saved lives of 1 455 drowning persons

**Chart 9. Structure of actions of searching for missing persons in water area by place of occurrence in 2021**



Source: Ministry of Interior and Administration.

Entities, eligible to water rescue, were carrying out training activities in the area of water rescue. In 2021 they delivered 419 training courses, including 398 training courses dedicated to water lifeguards. 16 courses were delivered for instructors of water rescue and 5 courses for rescue dogs with the guide. 3 835 persons were awarded with the certificate of acquired qualifications.

In the case of quoting data from the Statistics Poland, please provide information: “Statistics Poland data source”, and in the case of publishing calculations made on data published by the Statistics Poland, please provide information: “Own study based on Statistics Poland data”.

<sup>2</sup> Data based on reports of services entitled to water life savings reported to the Ministry of Interior and Administration.

<sup>3</sup> Reference to Article 32(1) Act of 8 September 2006 on Medical State Emergency.







Prepared by:  
**Statistical Office in Kraków**  
**Director Agnieszka Szlubowska**  
Phone: (+48 12) 420 40 50

Issued by:  
**The Spokesperson for the President  
of Statistics Poland**  
**Karolina Banaszek**  
Phone: (+48) 695 255 011

**Press Office**

Phone: (+48 22) 608 38 04

**e-mail: [obslugaprasowa@stat.gov.pl](mailto:obslugaprasowa@stat.gov.pl)**

-  [stat.gov.pl/en/](https://stat.gov.pl/en/)
-  [@StatPoland](https://twitter.com/StatPoland)
-  [@GlownyUrzadStatystyczny](https://www.facebook.com/GlownyUrzadStatystyczny)
-  [gus\\_stat](https://www.instagram.com/gus_stat)
-  [glownyurządstatystycznygus](https://www.youtube.com/glownyurządstatystycznygus)
-  [glownyurządstatystyczny](https://www.linkedin.com/company/glownyurządstatystyczny)

**Related information**

[Emergency rescue services activity in 2020](#)

[Emergency rescue services activity in 2019](#)

**Data available in databases**

[Database Local Data Bank – organisation of the state and justice](#)