

Registrations and bankruptcies of enterprises in the third quarter of 2023

09.11.2023

 **8.3%**

Decrease in the number of registrations of enterprises in the third quarter of 2023 compared to the corresponding period of previous year

In the third quarter of 2023, there were 86,179 registrations of enterprises recorded i.e. 8.3% less than in the corresponding period of previous year and 87 enterprises declared bankruptcy i.e. 26.1% more than in the third quarter of 2022.

Registrations of enterprises

The number of registrations of enterprises in the third quarter of 2023 amounted to 86,179 compared to 93,970 in the corresponding period of previous year. In the third quarter of 2023, a decrease in the number of registrations of enterprises was observed in each sector: in information and communication (by 25.1%), accommodation and catering (by 9.4%), transportation and storage (by 8.3%), construction (by 7.5%), trade; repair of motor vehicles (by 6.6%), industry (by 5.7%) and in services (by 2.3%).

Regarding the legal forms, the greatest decline (more than 5-fold decline) was noticed in the case of public limited partnerships and in cooperatives. In the third quarter of 2023, 83.1% of all registrations of enterprises concerned natural persons conducting economic activity and 14.7% limited liability companies (in the third quarter of 2022 the shares were 85.4% and 12.4%, respectively).

The highest decrease in the number of registrations (by 25.1%) was noticed in information and communication

Chart 1. Number of registrations of enterprises

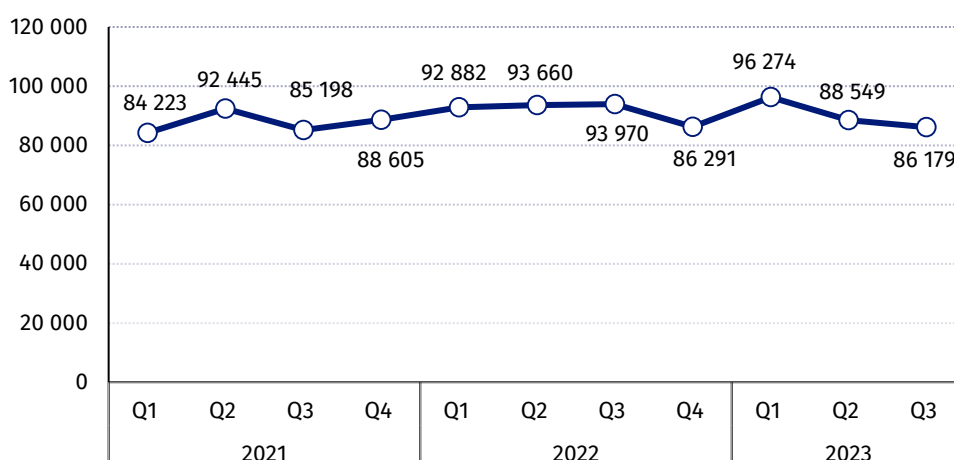
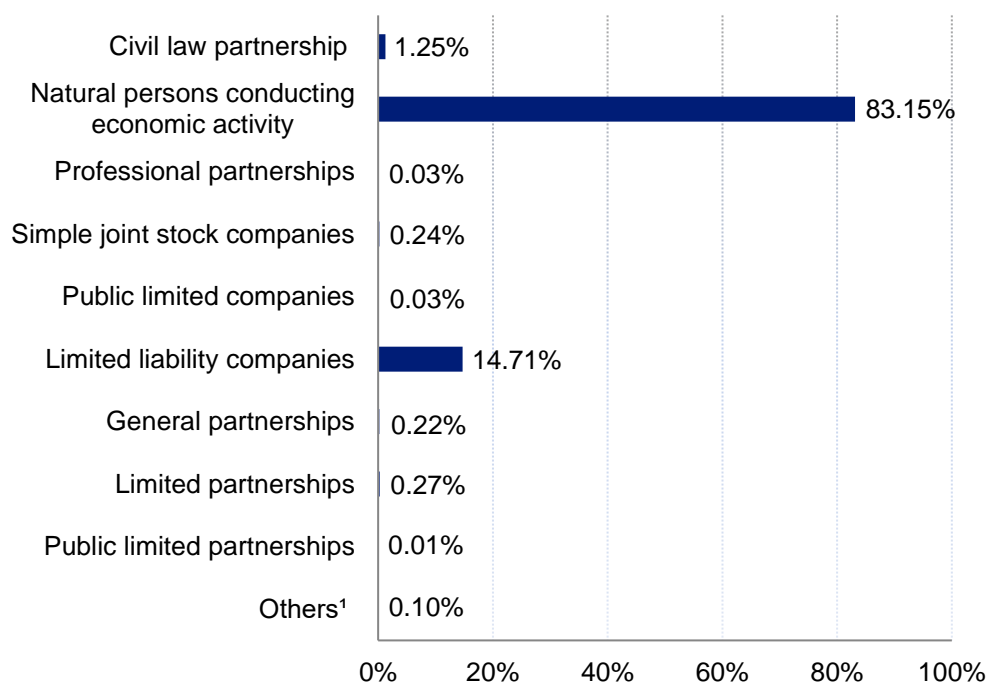


Chart 2. Structure of registrations of enterprises by legal form in the third quarter of 2023



¹Item includes: state-owned enterprises; cooperatives; branches of foreign enterprises; companies provided for in provisions other than the Commercial Companies Code and the Civil Code or legal forms to which the provisions on companies apply; foreign enterprises; entities with no specific legal form.

Bankruptcies of enterprises

In the third quarter of 2023, a number of enterprises that declared bankruptcy amounted to 87 and was 26.1% higher than in the corresponding period of previous year. An increase in the number of entities that declared bankruptcy was recorded in: construction (15 vs. 6), trade; repair of motor vehicles (20 vs. 12), information and communication (9 vs. 1) and in trade; repair of motor vehicles (4 vs. 2). A decline was noticed in: services (14 vs. 19), accommodation and catering (1 vs. 2), and in other sections (1 vs. 4). In industry number of bankruptcies remained on the same level (23).

In distinguished legal forms greater number of bankruptcies was recorded e.g. limited liability companies (57 vs. 48) and for public limited companies (8 vs. 4). Among the enterprises for which bankruptcy was declared 65.5% were limited liability companies (compared to 69.6% in the third quarter of 2022) and 9.2% were public limited companies (compared to 5.8% in the third quarter of 2022).

In the third quarter of 2023, the number of bankruptcies of enterprises increased by 26.1% compared to the corresponding period of previous year

Chart 3. Number of enterprises that declared bankruptcy

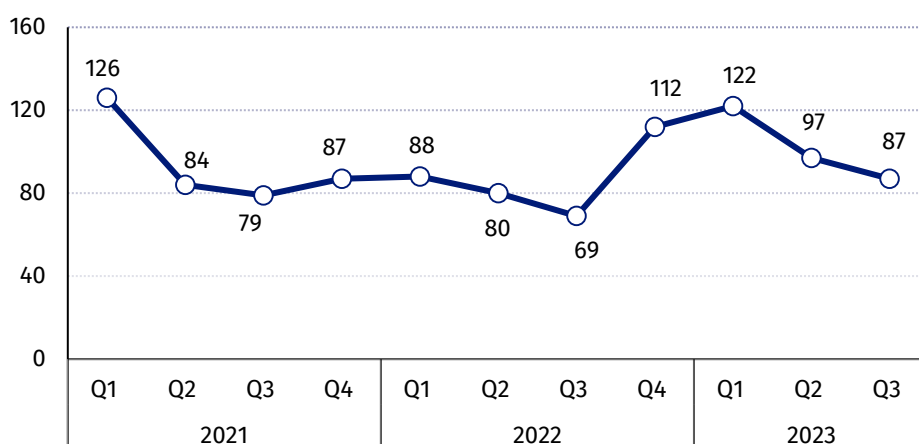
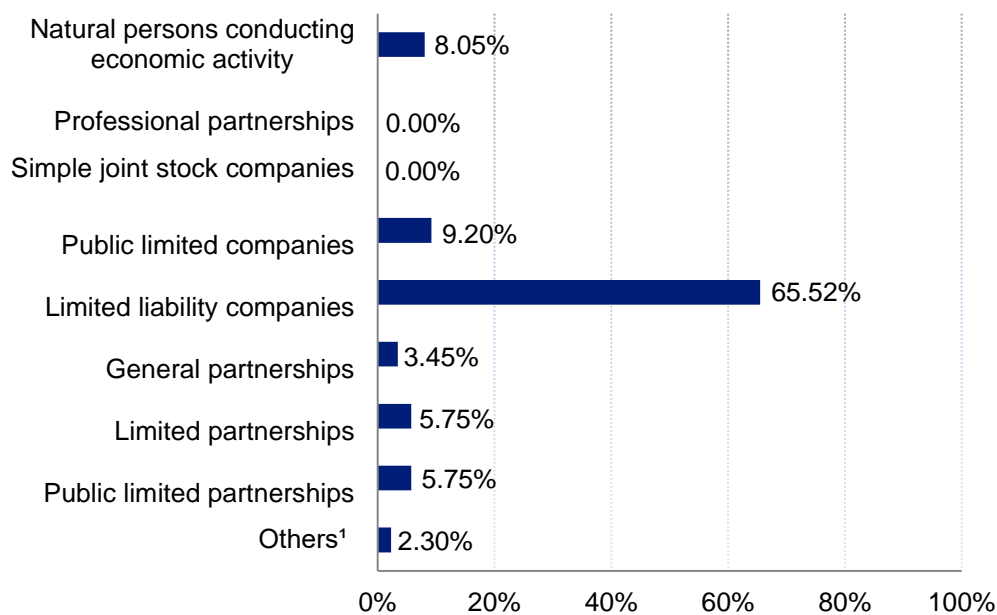


Chart 4. Structure of enterprises that declared bankruptcy, by legal form, in the third quarter of 2023



"Others" includes the following legal forms: state-owned enterprises; cooperatives; branches of foreign enterprises; companies provided for in provisions other than the Commercial Companies Code and the Civil Code or legal forms to which the provisions on companies apply; foreign enterprises; entities with no specific legal form.

The data presented in this study are prepared in accordance with the guidelines developed by Eurostat and include information on registration and bankruptcy of enterprises (defined as a single legal unit) with a predominant type of activity classified as, according to NACE Rev. 2, sections from B (mining and quarrying) to S (other service activities), excluding section O (public administration and defence; compulsory social security) and division 94 (activities of membership organisations).

By legal form, the data include the: civil partnerships operating based on a contract concluded in accordance with the Civil Code, natural persons conducting economic activity, professional partnerships, public limited companies, simple joint stock companies, limited liability companies, general partnerships, limited partnerships, public limited partnerships, state enterprises, cooperatives, branches of foreign enterprises, companies provided for in provisions other than the Commercial Companies Code and the Civil Code or legal forms to which the provisions on companies apply, foreign enterprises, entities with no specific legal form.

In the study, there are additional forms of grouping introduced apart from the generally classification:

- "industry" including sections: mining and quarrying (section B), manufacturing (section C), electricity, gas steam and air conditioning supply (section D), water supply; sewerage, waste management and remediation activities (section E);
- "services" including sections: financial and insurance activities (section K), real estate services (section L), professional, scientific and technical activities (section M), administrative and support service activities (section N);
- "other sections" including sections: education (section P), human health and social work activities (section Q), arts, entertainment and recreation (section R), other service activities (section S excluding division 94 activities of membership organisations).

Symbols:

(-) magnitude zero

(.) data not available, classified data (statistical confidentiality) or providing data impossible or purposeless

The number of bankruptcies in a given quarter applies to enterprises against which a decision on declaration of bankruptcy has been issued by a competent District Court in a given quarter.

The number of registrations in a given quarter applies to enterprises that were registered in the National Official Registry of Entities of the National Economy (REGON) in a given quarter. The registrations also include natural persons that terminated than restarted economic activity.

In case of quoting Statistics Poland data, please provide information: "Source of data: Statistics Poland", and in case of publishing calculations made on data published by Statistics Poland, please include the following disclaimer: "Own study based on figures from Statistics Poland".

TABULAR ANNEX

Table 1. Number of registrations of enterprises

SPECIFICATION	2022				2023		
	Q1	Q2	Q3	Q4	Q1	Q2	Q3
TOTAL	92 882	93 660	93 970	86 291	96 274	88 549	86 179
Industry (sections B,C,D,E)	7 297	7 283	7 174	6 352	7 404	6 985	6 765
Construction (section F)	18 640	19 750	18 885	14 697	19 028	17 911	17 470
Trade; repair of motor vehicles (section G)	15 081	14 351	14 836	14 444	16 483	14 214	13 851
Transportation and storage (section H)	5 899	5 845	5 458	5 215	6 187	5 426	5 003
Accommodation and catering (section I)	2 761	3 859	3 121	2 226	3 048	3 789	2 827
Information and communication (section J)	10 064	10 532	10 598	10 317	10 250	8 871	7 934
Services (sections K,L,M,N)	20 588	18 805	18 808	18 067	20 108	18 441	18 374
Other sections (P,Q,R,S excluding division 94)	12 552	13 235	15 090	14 973	13 766	12 912	13 955

Table 2. Number of registrations of enterprises by legal form

SPECIFICATION	2022				2023		
	Q1	Q2	Q3	Q4	Q1	Q2	Q3
TOTAL	92 882	93 660	93 970	86 291	96 274	88 549	86 179
Civil law partnership	1 313	1 127	1 106	1 105	1 370	1 041	1 074
Natural persons conducting economic activity	74 699	80 188	80 206	72 326	80 028	74 603	71 656
Professional partnerships	23	14	25	24	26	22	23
Public limited companies	47	32	47	33	33	29	23
Simple joint stock companies		194	225	173	248	221	205
Limited liability companies	15 463	11 199	11 674	11 943	13 922	12 089	12 680
General partnerships	300	211	201	216	221	222	192
Limited partnerships	504	324	274	312	277	207	231
Public limited partnerships	407	232	62	29	19	20	11
State-owned enterprises	0	0	0	0	0	0	0
Cooperatives	48	61	73	63	16	11	13
Branches of foreign enterprises	63	63	66	52	79	60	59
Others, including without specific legal form ¹	15	15	11	15	35	24	12

¹Item includes: companies provided for in the provisions of acts other than the Code of Commercial Companies and the Civil Code or legal forms, to which regulations on companies apply, foreign companies, without specific legal form.

Table 3. Number of bankruptcies of enterprises

SPECIFICATION	2022				2023		
	Q1	Q2	Q3	Q4	Q1	Q2	Q3
TOTAL	88	80	69	112	122	97	87
Industry (sections B,C,D,E)	16	17	23	34	26	30	23
Construction (section F)	26	14	6	14	23	9	15
Trade; repair of motor vehicles (section G)	11	23	12	29	27	18	20
Transportation and storage (section H)	7	7	2	7	1	7	4
Accommodation and catering (section I)	5	1	2	3	9	5	1
Information and communication (section J)	7	3	1	6	5	2	9
Services (sections K,L,M,N)	13	13	19	16	25	16	14
Other sections (P,Q,R,S exclud- ing division 94)	3	2	4	3	6	10	1

Table 4. Number of bankruptcies of enterprises by legal form

SPECIFICATION	2022				2023		
	Q1	Q2	Q3	Q4	Q1	Q2	Q3
TOTAL	88	80	69	112	122	97	87
Natural persons conducting economic activity	11	9	3	14	15	11	7
Professional partnerships	0	0	0	0	0	0	0
Public limited companies	8	6	4	6	8	6	8
Simple joint stock companies	.	0	0	0	0	0	0
Limited liability companies	60	56	48	81	87	72	57
General partnerships	1	3	1	2	1	0	3
Limited partnerships	6	4	10	6	7	7	5
Public limited partnerships	1	0	1	2	1	0	5
State-owned enterprises	0	0	0	0	0	0	0
Cooperatives	1	2	2	1	3	1	2
Branches of foreign enterprises	0	0	0	0	0	0	0
Others, including without specific legal form ¹	0	0	0	0	0	0	0

¹Item includes: companies provided for in the provisions of acts other than the Code of Commercial Companies and the Civil Code or legal forms, to which regulations on companies apply, foreign companies, without specific legal form.







Prepared by:
Enterprises Department
Director Katarzyna Walkowska
Phone: (+48 22) 608 31 25

Issued by:
**The Spokesperson for the President
of Statistics Poland**
Karolina Banaszek
Phone: (+48) 695 255 011

Press Office

Phone: (+48 22) 608 38 04

e-mail: obslugaprasowa@stat.gov.pl

-  stat.gov.pl/en/
-  [@StatPoland](https://twitter.com/StatPoland)
-  [@GlownyUrzadStatystyczny](https://www.facebook.com/GlownyUrzadStatystyczny)
-  [gus_stat](https://www.instagram.com/gus_stat)
-  [glownyurządstatystycznygus](https://www.youtube.com/glownyurządstatystycznygus)
-  [glownyurządstatystyczny](https://www.linkedin.com/company/glownyurządstatystyczny)

Related information

- [Registrations and bankruptcies of enterprises in the first quarter of 2021](#)
- [Registrations and bankruptcies of enterprises in the second quarter of 2021](#)
- [Registrations and bankruptcies of enterprises in the third quarter of 2021](#)
- [Registrations and bankruptcies of enterprises in the fourth quarter of 2021](#)
- [Registrations and bankruptcies of enterprises in the first quarter of 2022](#)
- [Registrations and bankruptcies of enterprises in the second quarter of 2022](#)
- [Registrations and bankruptcies of enterprises in the third quarter of 2022](#)
- [Registrations and bankruptcies of enterprises in the fourth quarter of 2022](#)
- [Registrations and bankruptcies of enterprises in the first quarter of 2023](#)
- [Registrations and bankruptcies of enterprises in the second quarter of 2023](#)