

# Registrations and bankruptcies of enterprises in the second quarter of 2022

09.08.2022

 **1.3%**

Increase in the number of registrations of enterprises in the second quarter of 2022 compared to the corresponding period of previous year

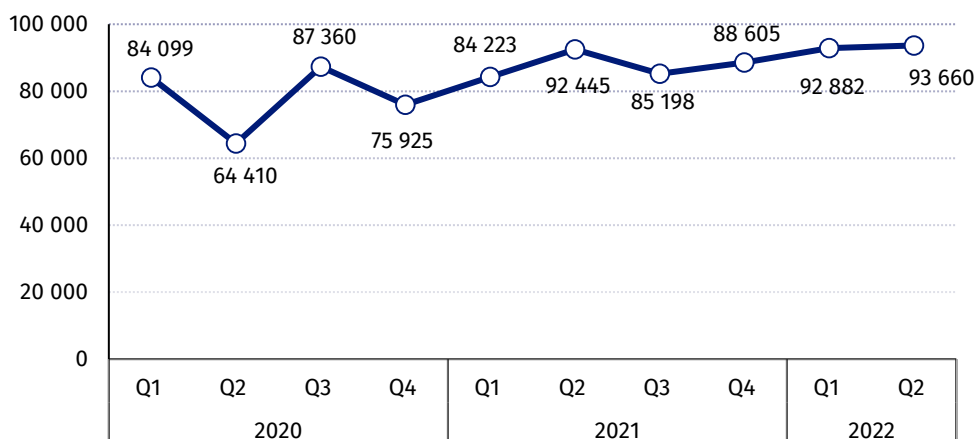
In the second quarter of 2022, there were 93 660 registrations of enterprises recorded i.e. 1.3% more than in the corresponding period of previous year and 80 enterprises declared bankruptcy i.e. 4.8% less than in the corresponding period of previous year.

## Registrations of enterprises

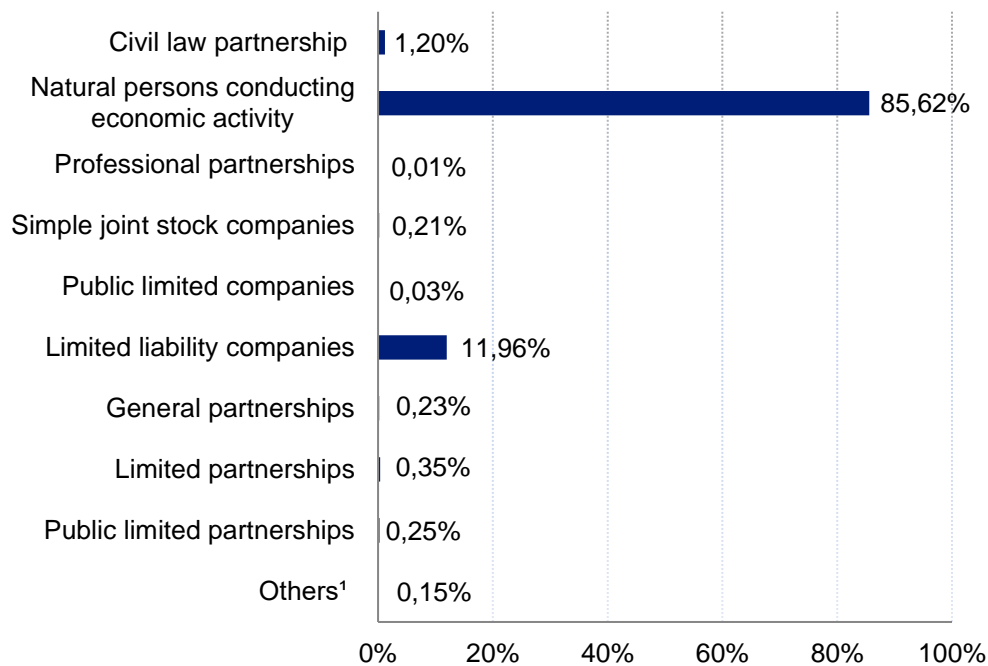
The number of registrations of enterprises in the first quarter of 2022 amounted to 93 660 compared to 92 445 in the corresponding period of previous year. In the second quarter of 2022, an increase in the number of registrations of enterprises was observed in information and communication (by 37.5%), transportation and storage (by 13.9%). The decrease was recorded in accommodation and catering (by 15.6%), trade; repair of motor vehicles (by 6.1%), services (by 3.8%), industry (by 3.1%) and construction (by 2.5%). Regarding the legal forms, the greatest increase of registrations was noticed in the case of public limited partnerships (more than 14-fold increase) and the greatest decline was recorded for general partnerships (by 64.6%). In the first quarter of 2022, 85.6% of all registrations of enterprises concerned natural persons conducting economic activity and 12.0% limited liability companies (in the first quarter of 2021 the shares were 84.0% and 13.5%, respectively).

The highest increase in the number of registrations (by 37.5%) was noticed in information and communication

**Chart 1. Number of registrations of enterprises**



**Chart 2. Structure of registrations of enterprises by legal form in the second quarter of 2022**



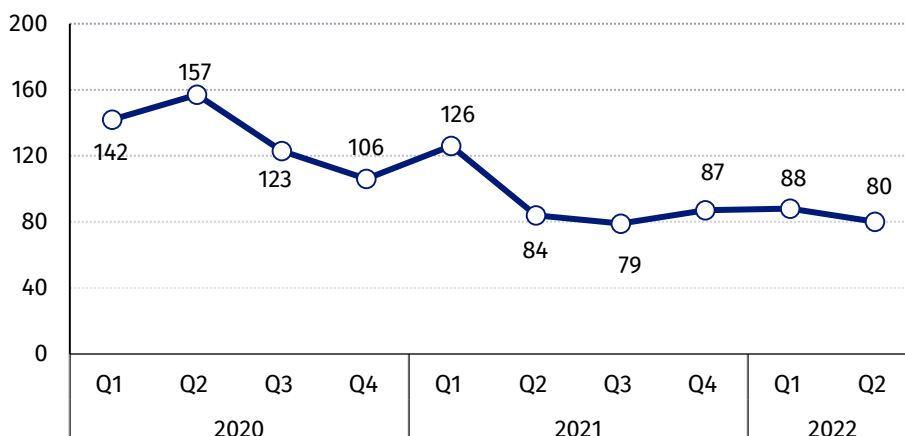
<sup>1</sup>"Others" includes the following legal forms: state-owned enterprises; cooperatives; branches of foreign enterprises; companies provided for in provisions other than the Commercial Companies Code and the Civil Code or legal forms to which the provisions on companies apply; foreign enterprises; entities with no specific legal form.

### Bankruptcies of enterprises

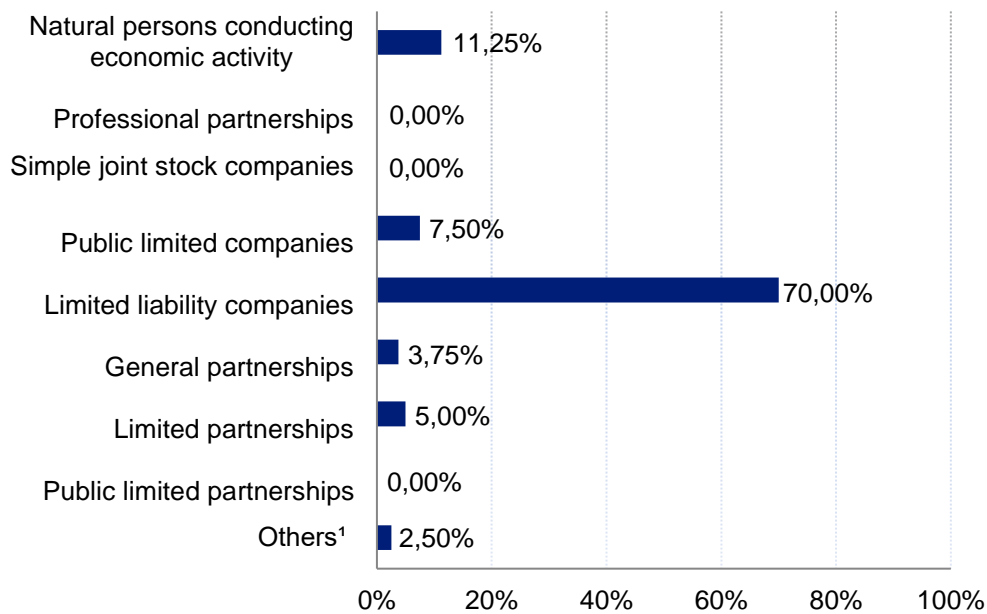
In the second quarter of 2022, a number of enterprises that declared bankruptcy amounted to 80 and was 4.8% lower than in the corresponding period of previous year. A decline in the number of entities that declared bankruptcy was recorded in accommodation and catering (1 vs. 6), construction (14 vs. 16), information and communication (3 vs. 4). An increase was noticed in trade; repair of motor vehicles (23 vs. 20), services (13 vs. 12). In transportation and storage and industry the same number of bankruptcies was recorded as in the corresponding quarter of 2021 - respectively 7 and 17. In distinguished legal forms greater number of bankruptcies was recorded e.g. in limited liability companies (56 vs. 50), smaller number of bankruptcies was recorded e.g. natural persons conducting economic activity (9 vs. 20). Among the enterprises for which bankruptcy was declared 70.0% were limited liability companies (compared to 59.5% in the second quarter of 2021) and 11.3% were natural persons conducting economic activity (compared to 23.8% in the second quarter of 2021).

In the second quarter of 2022, the number of bankruptcies of enterprises decreased by 4.8% compared to the corresponding period of previous year

**Chart 3. Number of enterprises that declared bankruptcy**



**Chart 4. Structure of enterprises that declared bankruptcy, by legal form, in the second quarter of 2022**



<sup>1</sup>"Others" includes the following legal forms: state-owned enterprises; cooperatives; branches of foreign enterprises; companies provided for in provisions other than the Commercial Companies Code and the Civil Code or legal forms to which the provisions on companies apply; foreign enterprises; entities with no specific legal form.

The data presented in this study are prepared in accordance with the guidelines developed by Eurostat and include information on registration and bankruptcy of economic entities (enterprises) with a predominant type of activity classified as, according to NACE Rev. 2, sections from B (mining and quarrying) to S (other service activities), excluding section O (public administration and defence; compulsory social security) and division 94 (activities of membership organisations).

By legal form, the data include the following entities: civil partnerships operating based on a contract concluded in accordance with the Civil Code, natural persons conducting economic activity, professional partnerships, public limited companies, simple joint stock companies, limited liability companies, general partnerships, limited partnerships, public limited partnerships, state enterprises, cooperatives, branches of foreign enterprises, companies provided for in provisions other than the Commercial Companies Code and the Civil Code or legal forms to which the provisions on companies apply, foreign enterprises, entities with no specific legal form.

In the study, there are additional forms of grouping introduced apart from the generally classification:

- "industry" including sections: mining and quarrying (section B), manufacturing (section C), electricity, gas steam and air conditioning supply (section D), water supply; sewerage, waste management and remediation activities (section E);
- "services" including sections: financial and insurance activities (section K), real estate services (section L), professional, scientific and technical activities (section M), administrative and support service activities (section N);
- "other sections" including sections: education (section P), human health and social work activities (section Q), arts, entertainment and recreation (section R), other service activities (section S excluding division 94 activities of membership organisations).

Symbols:

(-) magnitude zero

(.) data not available, classified data (statistical confidentiality) or providing data impossible or purposeless

The number of bankruptcies in a given quarter applies to enterprises against which a decision on declaration of bankruptcy has been issued by a competent District Court in a given quarter.

The number of registrations in a given quarter applies to enterprises that were registered in the National Official Registry of Entities of the National Economy (REGON) in a given quarter. The registrations also include natural persons that terminated than restarted economic activity.

In the case of quoting Statistics Poland data, please provide information: "Source of data: Statistics Poland", and in the case of publishing calculations made on data published by Statistics Poland, please provide information: "Own elaboration based on Statistics Poland data".

**TABULAR ANNEX**

**Table 1. Number of registrations of enterprises**

| SPECIFICATION                                  | 2020          |               |               |               | 2021          |               |               |               | 2022          |               |
|--|---------------|---------------|---------------|---------------|---------------|---------------|---------------|---------------|---------------|---------------|
|  | Q1            | Q2            | Q3            | Q4            | Q1            | Q2            | Q3            | Q4            | Q1            | Q2            |
| <b>TOTAL</b>                                   | <b>84 099</b> | <b>64 410</b> | <b>87 360</b> | <b>75 925</b> | <b>84 223</b> | <b>92 445</b> | <b>85 198</b> | <b>88 605</b> | <b>92 882</b> | <b>93 660</b> |
| Industry (sections B,C,D,E)                    | 6 980         | 5 429         | 7 081         | 6 188         | 6 828         | 7 513         | 6 799         | 7 312         | 7 297         | 7 283         |
| Construction (section F)                       | 19 529        | 14 324        | 19 930        | 14 601        | 16 871        | 20 247        | 19 029        | 16 745        | 18 640        | 19 750        |
| Trade; repair of motor vehicles (section G)    | 14 285        | 12 661        | 15 547        | 14 036        | 15 648        | 15 288        | 13 684        | 14 871        | 15 081        | 14 351        |
| Transportation and storage (section H)         | 5 586         | 4 047         | 4 920         | 4 214         | 4 846         | 5 131         | 5 134         | 5 207         | 5 899         | 5 845         |
| Accommodation and catering (section I)         | 2 798         | 3 349         | 3 313         | 2 002         | 2 389         | 4 573         | 2 941         | 2 877         | 2 761         | 3 859         |
| Information and communication (section J)      | 5 544         | 3 879         | 5 622         | 6 197         | 7 709         | 7 659         | 7 214         | 7 743         | 10 064        | 10 532        |
| Services (sections K,L,M,N)                    | 18 182        | 12 904        | 18 129        | 17 225        | 18 812        | 19 542        | 17 450        | 19 471        | 20 588        | 18 805        |
| Other sections (P,Q,R,S excluding division 94) | 11 195        | 7 817         | 12 818        | 11 462        | 11 120        | 12 492        | 12 947        | 14 379        | 12 552        | 13 235        |

**Table 2. Number of registrations of enterprises by legal form**

| SPECIFICATION                                  | 2020          |               |               |               | 2021          |               |               |               | 2022          |               |
|--|---------------|---------------|---------------|---------------|---------------|---------------|---------------|---------------|---------------|---------------|
|  | Q1            | Q2            | Q3            | Q4            | Q1            | Q2            | Q3            | Q4            | Q1            | Q2            |
| <b>TOTAL</b>                                   | <b>84 099</b> | <b>64 410</b> | <b>87 360</b> | <b>75 925</b> | <b>84 223</b> | <b>92 445</b> | <b>85 198</b> | <b>88 605</b> | <b>92 882</b> | <b>93 660</b> |
| Civil law partnership                          | 1 455         | 918           | 1 224         | 1 123         | 1 472         | 1 311         | 1 125         | 1 261         | 1 313         | 1 127         |
| Natural persons conducting economic activity   | 69 472        | 53 530        | 73 987        | 63 355        | 69 760        | 77 651        | 71 623        | 71 335        | 74 699        | 80 188        |
| Professional partnerships                      | 25            | 20            | 26            | 34            | 37            | 34            | 31            | 28            | 23            | 14            |
| Public limited companies                       | 68            | 45            | 63            | 83            | 74            | 88            | 53            | 60            | 47            | 32            |
| Simple joint stock companies                   | -             | -             | -             | -             | -             | -             | .             | .             | .             | 194           |
| Limited liability companies                    | 11 299        | 8 559         | 10 657        | 10 328        | 12 013        | 12 442        | 11 821        | 15 048        | 15 463        | 11 199        |
| General partnerships                           | 261           | 191           | 202           | 410           | 586           | 596           | 319           | 322           | 300           | 211           |
| Limited partnerships                           | 1 385         | 1 049         | 1 089         | 492           | 160           | 164           | 131           | 363           | 504           | 324           |
| Public limited partnerships                    | 25            | 16            | 15            | 13            | 8             | 16            | 18            | 95            | 407           | 232           |
| State-owned enterprises                        | 0             | 0             | 0             | 0             | 0             | 0             | 0             | 0             | 0             | 0             |
| Cooperatives                                   | 46            | 29            | 29            | 28            | 32            | 53            | 16            | 17            | 48            | 61            |
| Branches of foreign enterprises                | 41            | 40            | 53            | 47            | 52            | 66            | 55            | 59            | 63            | 63            |
| Others, including without specific legal form* | 22            | 13            | 15            | 12            | 29            | 24            | 6             | 17            | 15            | 15            |

\* "Others, including without specific legal form" includes the following legal forms: companies provided for in the provisions of acts other than the Code of Commercial Companies and the Civil Code or legal forms, to which regulations on companies apply, foreign companies, without specific legal form.

**Table 3. Number of bankruptcies of enterprises**

| SPECIFICATION                                  | 2020       |            |            |            | 2021       |           |           |           | 2022      |           |
|--|------------|------------|------------|------------|------------|-----------|-----------|-----------|-----------|-----------|
|  | Q1         | Q2         | Q3         | Q4         | Q1         | Q2        | Q3        | Q4        | Q1        | Q2        |
| <b>TOTAL</b>                                   | <b>142</b> | <b>157</b> | <b>123</b> | <b>106</b> | <b>126</b> | <b>84</b> | <b>79</b> | <b>87</b> | <b>88</b> | <b>80</b> |
| Industry (sections B,C,D,E)                    | 33         | 40         | 32         | 19         | 28         | 17        | 24        | 27        | 16        | 17        |
| Construction (section F)                       | 20         | 19         | 18         | 15         | 16         | 16        | 8         | 9         | 26        | 14        |
| Trade; repair of motor vehicles (section G)    | 38         | 41         | 34         | 34         | 34         | 20        | 18        | 20        | 11        | 23        |
| Transportation and storage (section H)         | 13         | 13         | 5          | 8          | 5          | 7         | 3         | 6         | 7         | 7         |
| Accommodation and catering (section I)         | 10         | 5          | 9          | 6          | 9          | 6         | 6         | 3         | 5         | 1         |
| Information and communication (section J)      | 5          | 3          | 1          | 3          | 3          | 4         | 1         | 1         | 7         | 3         |
| Services (sections K,L,M,N)                    | 21         | 25         | 18         | 16         | 23         | 12        | 18        | 15        | 13        | 13        |
| Other sections (P,Q,R,S excluding division 94) | 2          | 11         | 6          | 5          | 8          | 2         | 1         | 6         | 3         | 2         |

**Table 4. Number of bankruptcies of enterprises by legal form**

| SPECIFICATION                                   | 2020       |            |            |            | 2021       |           |           |           | 2022      |           |
|---|------------|------------|------------|------------|------------|-----------|-----------|-----------|-----------|-----------|
|   | Q1         | Q2         | Q3         | Q4         | Q1         | Q2        | Q3        | Q4        | Q1        | Q2        |
| <b>TOTAL</b>                                    | <b>142</b> | <b>157</b> | <b>123</b> | <b>106</b> | <b>126</b> | <b>84</b> | <b>79</b> | <b>87</b> | <b>88</b> | <b>80</b> |
| Natural persons conducting economic activity    | 39         | 35         | 26         | 20         | 28         | 20        | 15        | 19        | 11        | 9         |
| Professional partnerships                       | 0          | 0          | 0          | 0          | 0          | 0         | 0         | 0         | 0         | 0         |
| Public limited companies                        | 11         | 13         | 7          | 9          | 3          | 1         | 8         | 8         | 8         | 6         |
| Simple joint stock companies                    | -          | -          | -          | -          | -          | -         | .         | .         | .         | 0         |
| Limited liability companies                     | 80         | 84         | 79         | 65         | 82         | 50        | 47        | 50        | 60        | 56        |
| General partnerships                            | 3          | 7          | 5          | 4          | 3          | 2         | 3         | 0         | 1         | 3         |
| Limited partnerships                            | 7          | 13         | 5          | 8          | 7          | 9         | 6         | 7         | 6         | 4         |
| Public limited partnerships                     | 1          | 2          | 0          | 0          | 1          | 0         | 0         | 1         | 1         | 0         |
| State-owned enterprises                         | 0          | 0          | 0          | 0          | 0          | 0         | 0         | 0         | 0         | 0         |
| Cooperatives                                    | 1          | 3          | 1          | 0          | 2          | 2         | 0         | 2         | 1         | 2         |
| Branches of foreign enterprises                 | 0          | 0          | 0          | 0          | 0          | 0         | 0         | 0         | 0         | 0         |
| Others, including without specific legal form * | 0          | 0          | 0          | 0          | 0          | 0         | 0         | 0         | 0         | 0         |

\* "Others, including without specific legal form" includes the following legal forms: companies provided for in the provisions of acts other than the Code of Commercial Companies and the Civil Code or legal forms, to which regulations on companies apply, foreign companies, without specific legal form.



Prepared by:  
**Enterprises Department**  
**Director Katarzyna Walkowska**  
Phone: (+48 22) 608 31 25

Issued by:  
**The Spokesperson for the President  
of Statistics Poland**  
**Karolina Banaszek**  
Phone: (+48) 695 255 011

**Press Office**

Phone: (+48 22) 608 38 04

**e-mail: [obslugaprasowa@stat.gov.pl](mailto:obslugaprasowa@stat.gov.pl)**

-  [www.stat.gov.pl/en/](http://www.stat.gov.pl/en/)
-  [@StatPoland](https://twitter.com/StatPoland)
-  [@GlownyUrzadStatystyczny](https://www.facebook.com/GlownyUrzadStatystyczny)
-  [gus\\_stat](https://www.instagram.com/gus_stat)
-  [glownyurządstatystycznygus](https://www.youtube.com/glownyurządstatystycznygus)
-  [glownyurządstatystyczny](https://www.linkedin.com/company/glownyurządstatystyczny)

**Related information**

[Registrations and bankruptcies of enterprises in the first quarter of 2021](#)

[Registrations and bankruptcies of enterprises in the second quarter of 2021](#)

[Registrations and bankruptcies of enterprises in the third quarter of 2021](#)

[Registrations and bankruptcies of enterprises in the fourth quarter of 2021](#)

[Registrations and bankruptcies of enterprises in the first quarter of 2022](#)