

# Registrations and bankruptcies of enterprises in the fourth quarter of 2021

10.02.2022

**↑ 16.7%**

Increase in the number of registrations of enterprises in the fourth quarter of 2021 compared to the corresponding period of previous year

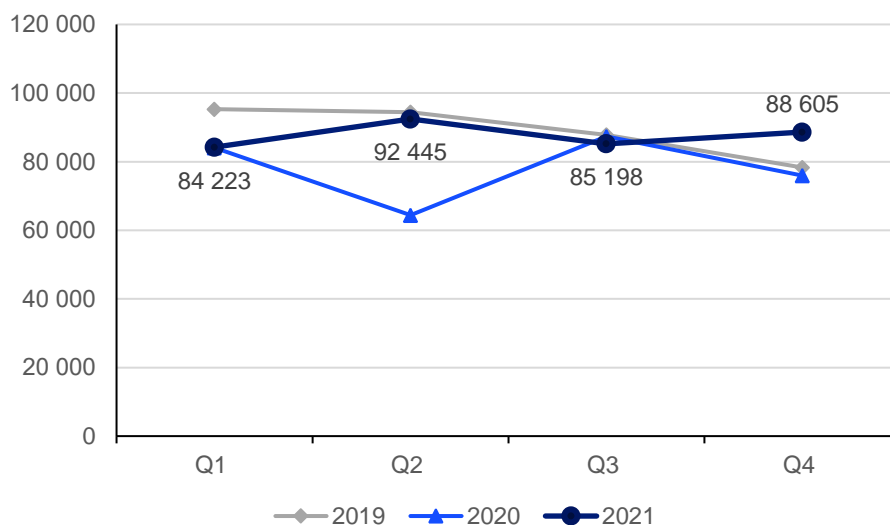
In the fourth quarter of 2021, there were 88 605 registrations of enterprises recorded i.e. 16.7% more than in the corresponding period of previous year and 87 enterprises declared bankruptcy i.e. 17.9% less than in the corresponding period of previous year.

## Registrations of enterprises

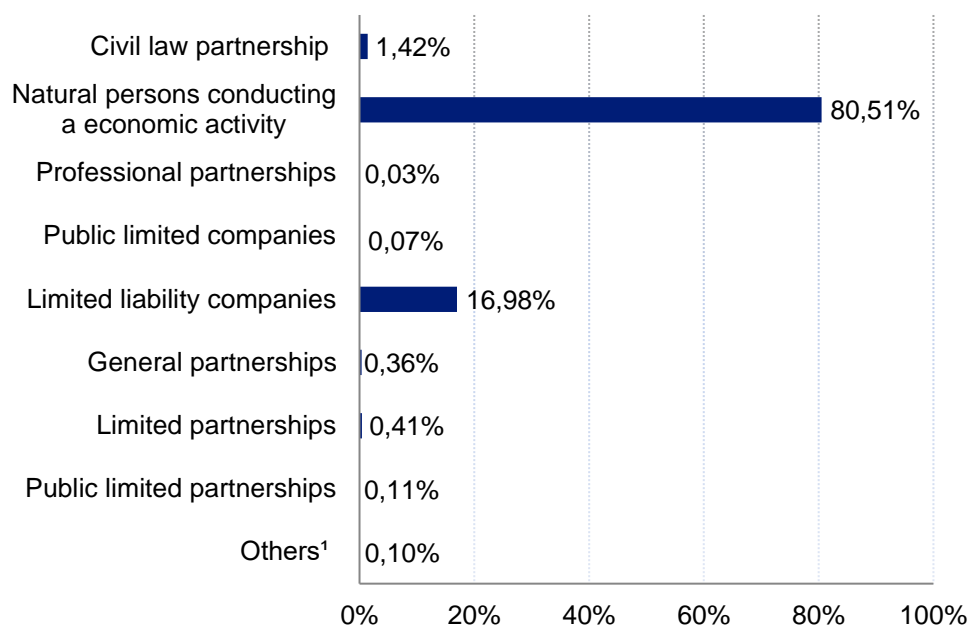
The number of registrations of enterprises in the fourth quarter of 2021 amounted to 88 605 compared to 75 925 in the corresponding period of previous year. In the fourth quarter of 2021, an increase in the number of registrations of enterprises was observed in all presented sectors: accommodation and catering (by 43.7%), information and communication (by 24.9%), transportation and storage (by 23.6%), industry (by 18.2%), construction (by 14.7%), services (by 13.0%), and in trade; repair of motor vehicles (by 5.9%). Regarding the legal forms, the greatest increase of registrations was noticed in the case of public limited partnerships (7-fold increase) and the greatest decline was recorded for cooperatives (by 39.3%). In the fourth quarter of 2021, 80.5% of all registrations of enterprises concerned natural persons conducting economic activity and 17.0% – limited liability companies (in the fourth quarter of 2020 the shares were 83.4% and 13.6%, respectively). In the whole year 2021 were recorded 350 471 registrations of enterprises, which is 12.4% more than in 2020.

The highest increase in the number of registrations (by 43.7%) was noticed in accommodation and catering

Chart 1. Number of registrations of enterprises



**Chart 2. Structure of registrations of enterprises by legal form in the fourth quarter of 2021**



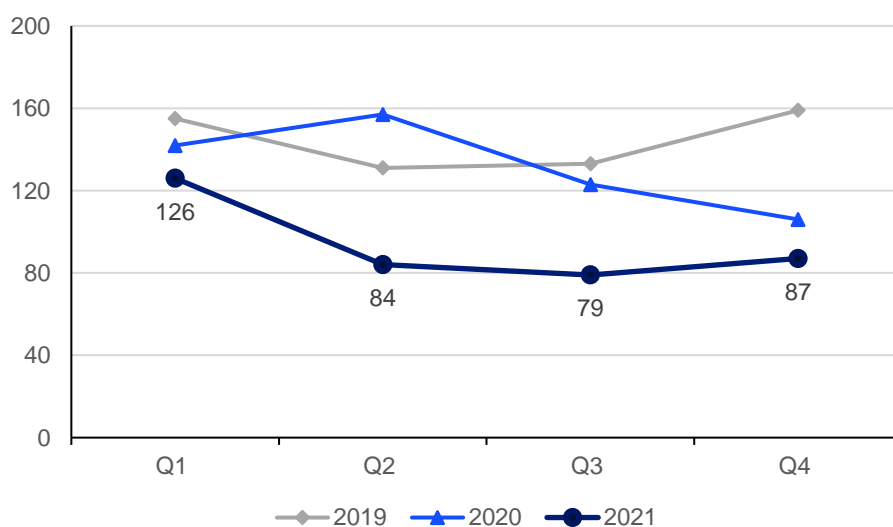
<sup>1</sup>"Others" includes the following legal forms: state-owned enterprises; cooperatives; branches of foreign enterprises; companies provided for in provisions other than the Commercial Companies Code and the Civil Code or legal forms to which the provisions on companies apply; foreign enterprises; entities with no specific legal form.

### Bankruptcies of enterprises

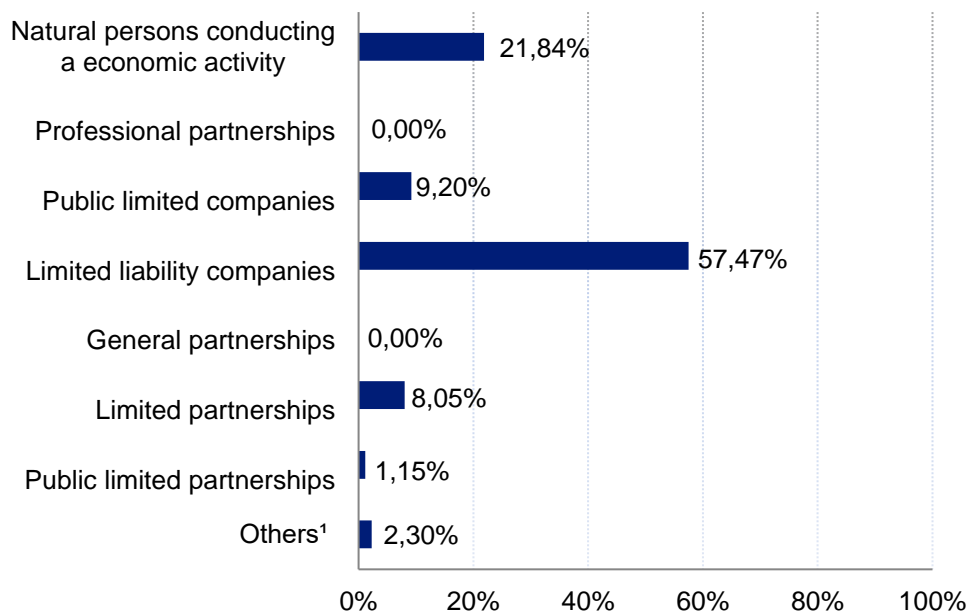
In the fourth quarter of 2021, a number of enterprises that declared bankruptcy amounted to 87 and was 17.9% lower than in the corresponding period of previous year. A decline in the number of entities that declared bankruptcy was recorded in trade; repair of motor vehicles (20 vs. 34), construction (9 vs. 15), accommodation and catering (3 vs. 6), transportation and storage (6 vs. 8), information and communication (1 vs. 3), services (15 vs. 16). An increase was noticed in industry (27 vs. 19). In distinguished legal forms smaller number of bankruptcies was recorded e.g. in limited liability companies (50 vs. 65) and general partnership (0 vs. 4). Among the enterprises for which bankruptcy was declared 57.5% were limited liability companies (compared to 61.3% in the fourth quarter of 2020) and 21.8% were natural persons conducting economic activity (compared to 18.9% in the fourth quarter of 2020). In the whole year 2021 were recorded 376 bankruptcies of enterprises, which is 28.8% less than in 2020.

In the fourth quarter of 2021, the number of bankruptcies of enterprises decreased by 17.9% compared to the corresponding period of previous year

**Chart 3. Number of enterprises that declared bankruptcy**



**Chart 4. Structure of enterprises that declared bankruptcy, by legal form, in the fourth quarter of 2021**



*"Others" includes the following legal forms: state-owned enterprises; cooperatives; branches of foreign enterprises; companies provided for in provisions other than the Commercial Companies Code and the Civil Code or legal forms to which the provisions on companies apply; foreign enterprises; entities with no specific legal form.*

The data presented in this study are prepared in accordance with the guidelines developed by Eurostat and include information on registration and bankruptcy of economic entities (enterprises) with a predominant type of activity classified as, according to NACE Rev. 2, sections from B (mining and quarrying) to S (other service activities), excluding section O (public administration and defence; compulsory social security) and division 94 (activities of membership organisations).

By legal form, the data include the following entities: civil partnerships operating based on a contract concluded in accordance with the Civil Code, natural persons conducting economic activity, professional partnerships, public limited companies, limited liability companies, general partnerships, limited partnerships, public limited partnerships, state enterprises, cooperatives, branches of foreign enterprises, companies provided for in provisions other than the Commercial Companies Code and the Civil Code or legal forms to which the provisions on companies apply, foreign enterprises, entities with no specific legal form.

In the study, there are additional forms of grouping introduced apart from the generally classification:

- "industry" including sections: mining and quarrying (section B), manufacturing (section C), electricity, gas steam and air conditioning supply (section D), water supply; sewerage, waste management and remediation activities (section E);
- "services" including sections: financial and insurance activities (section K), real estate services (section L), professional, scientific and technical activities (section M), administrative and support service activities (section N);
- "other sections" including sections: education (section P), human health and social work activities (section Q), arts, entertainment and recreation (section R), other service activities (section S excluding division 94 activities of membership organisations).

The number of bankruptcies in a given quarter applies to enterprises against which a decision on declaration of bankruptcy has been issued by a competent District Court in a given quarter.

The number of registrations in a given quarter applies to enterprises that were registered in the National Official Registry of Entities of the National Economy (REGON) in a given quarter. The registrations also include natural persons that terminated than restarted economic activity.

In the case of quoting Statistics Poland data, please provide information: "Source of data: Statistics Poland", and in the case of publishing calculations made on data published by Statistics Poland, please provide information: "Own elaboration based on Statistics Poland data".

**TABULAR ANNEX**

**Table 1. Number of registrations of enterprises**

SPECIFICATION	2020				2021			
	Q1	Q2	Q3	Q4	Q1	Q2	Q3	Q4
<b>TOTAL</b>	<b>84 099</b>	<b>64 410</b>	<b>87 360</b>	<b>75 925</b>	<b>84 223</b>	<b>92 445</b>	<b>85 198</b>	<b>88 605</b>
Industry (sections B,C,D,E)	6 980	5 429	7 081	6 188	6 828	7 513	6 799	7 312
Construction (section F)	19 529	14 324	19 930	14 601	16 871	20 247	19 029	16 745
Trade; repair of motor vehicles (section G)	14 285	12 661	15 547	14 036	15 648	15 288	13 684	14 871
Transportation and storage (section H)	5 586	4 047	4 920	4 214	4 846	5 131	5 134	5 207
Accommodation and catering (section I)	2 798	3 349	3 313	2 002	2 389	4 573	2 941	2 877
Information and communication (section J)	5 544	3 879	5 622	6 197	7 709	7 659	7 214	7 743
Services (sections K,L,M,N)	18 182	12 904	18 129	17 225	18 812	19 542	17 450	19 471
Other sections (P,Q,R,S excluding division 94)	11 195	7 817	12 818	11 462	11 120	12 492	12 947	14 379

**Table 2. Number of registrations of enterprises by legal form**

SPECIFICATION	2020				2021			
	Q1	Q2	Q3	Q4	Q1	Q2	Q3	Q4
<b>TOTAL</b>	<b>84 099</b>	<b>64 410</b>	<b>87 360</b>	<b>75 925</b>	<b>84 223</b>	<b>92 445</b>	<b>85 198</b>	<b>88 605</b>
Civil law partnership	1 455	918	1 224	1 123	1 472	1 311	1 125	1 261
Natural persons conducting economic activity	69 472	53 530	73 987	63 355	69 760	77 651	71 623	71 335
Professional partnerships	25	20	26	34	37	34	31	28
Public limited companies	68	45	63	83	74	88	53	60
Limited liability companies	11 299	8 559	10 657	10 328	12 013	12 442	11 821	15 048
General partnerships	261	191	202	410	586	596	319	322
Limited partnerships	1 385	1 049	1 089	492	160	164	131	363
Public limited partnerships	25	16	15	13	8	16	18	95
State-owned enterprises	0	0	0	0	0	0	0	0
Cooperatives	46	29	29	28	32	53	16	17
Branches of foreign enterprises	41	40	53	47	52	66	55	59
Others, including without specific legal form*	22	13	15	12	29	24	6	17

\* "Others, including without specific legal form" includes the following legal forms: companies provided for in the provisions of acts other than the Code of Commercial Companies and the Civil Code or legal forms, to which regulations on companies apply, foreign companies, without specific legal form.

**Table 3. Number of bankruptcies of enterprises**

SPECIFICATION	2020				2021			
	Q1	Q2	Q3	Q4	Q1	Q2	Q3	Q4
<b>TOTAL</b>	<b>142</b>	<b>157</b>	<b>123</b>	<b>106</b>	<b>126</b>	<b>84</b>	<b>79</b>	<b>87</b>
Industry (sections B,C,D,E)	33	40	32	19	28	17	24	27
Construction (section F)	20	19	18	15	16	16	8	9
Trade; repair of motor vehicles (section G)	38	41	34	34	34	20	18	20
Transportation and storage (section H)	13	13	5	8	5	7	3	6
Accommodation and catering (section I)	10	5	9	6	9	6	6	3
Information and communication (section J)	5	3	1	3	3	4	1	1
Services (sections K,L,M,N)	21	25	18	16	23	12	18	15
Other sections (P,Q,R,S excluding division 94)	2	11	6	5	8	2	1	6

**Table 4. Number of bankruptcies of enterprises by legal form**

SPECIFICATION	2020				2021			
	Q1	Q2	Q3	Q4	Q1	Q2	Q3	Q4
<b>TOTAL</b>	<b>142</b>	<b>157</b>	<b>123</b>	<b>106</b>	<b>126</b>	<b>84</b>	<b>79</b>	<b>87</b>
Natural persons conducting economic activity	39	35	26	20	28	20	15	19
Professional partnerships	0	0	0	0	0	0	0	0
Public limited companies	11	13	7	9	3	1	8	8
Limited liability companies	80	84	79	65	82	50	47	50
General partnerships	3	7	5	4	3	2	3	0
Limited partnerships	7	13	5	8	7	9	6	7
Public limited partnerships	1	2	0	0	1	0	0	1
State-owned enterprises	0	0	0	0	0	0	0	0
Cooperatives	1	3	1	0	2	2	0	2
Branches of foreign enterprises	0	0	0	0	0	0	0	0
Others, including without specific legal form *	0	0	0	0	0	0	0	0

\* "Others, including without specific legal form" includes the following legal forms: companies provided for in the provisions of acts other than the Code of Commercial Companies and the Civil Code or legal forms, to which regulations on companies apply, foreign companies, without specific legal form.



Prepared by:  
**Enterprises Department**  
**Director Katarzyna Walkowska**  
Phone: (+48 22) 608 31 25

Issued by:  
**The Spokesperson for the President  
of Statistics Poland**  
**Karolina Banaszek**  
Phone: (+48) 695 255 011

**Press Office**

Phone: (+48 22) 608 38 04

**e-mail: [obslugaprasowa@stat.gov.pl](mailto:obslugaprasowa@stat.gov.pl)**

-  [www.stat.gov.pl/en/](http://www.stat.gov.pl/en/)
-  [@StatPoland](https://twitter.com/StatPoland)
-  [@GlownyUrzadStatystyczny](https://www.facebook.com/GlownyUrzadStatystyczny)
-  [gus\\_stat](https://www.instagram.com/gus_stat)
-  [glownyurządstatystycznygus](https://www.youtube.com/glownyurządstatystycznygus)
-  [glownyurządstatystyczny](https://www.linkedin.com/company/glownyurządstatystyczny)

**Related information**

[Registrations and bankruptcies of enterprises in the first quarter of 2021](#)

[Registrations and bankruptcies of enterprises in the second quarter of 2021](#)

[Registrations and bankruptcies of enterprises in the third quarter of 2021](#)