

Activity of enterprises having foreign entities in 2021

30.03.2023


5.4%

Growth of the number of foreign entities y-o-y

At the end of 2021, 1 900 enterprises in Poland (an increase as compared to 2020 by 1.1%) declared involvement in 4 246 foreign entities (an increase by 5.4% comparing to 2020) in the form of shares, branches or in other forms. Majority of foreign entities were located in Germany, Czechia, Ukraine and the United States of America.

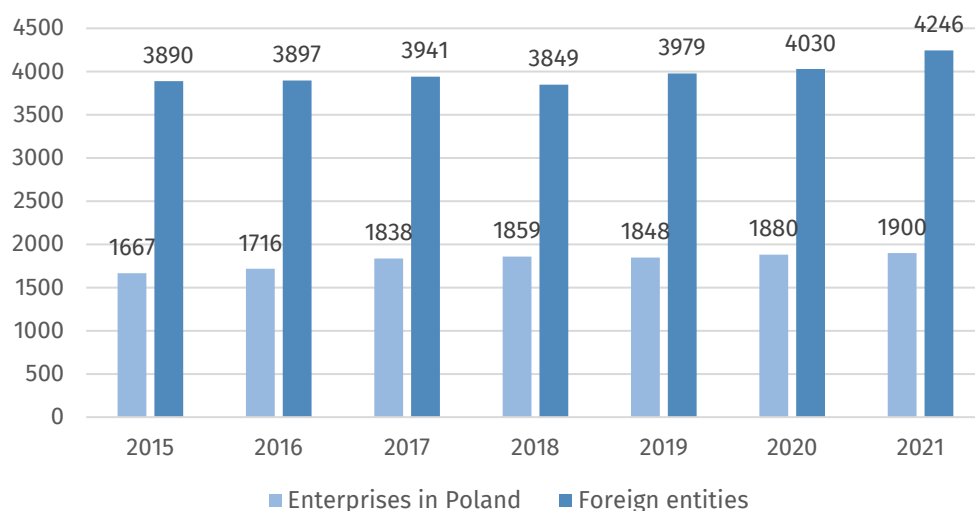
Characteristics of enterprises in Poland having foreign entities

Engagement in foreign entities at the end of 2021 was confirmed by 1 900 surveyed enterprises (in 2020 – 1 880). In the surveyed population of enterprises located in Poland and having foreign entities dominated micro and small enterprises, i.e. with the number of persons employed below 50 people at the end of the year (43.7% of all enterprises), medium-sized enterprises (from 50 to 249 persons employed) accounted for 28.7% and large enterprises (250 and more persons employed) – 27.5%.

In 2021, enterprises belonging to enterprise groups (1 624 entities) accounted for 85.5% of the total of surveyed enterprises having foreign entities.

Micro and small enterprises (below 50 employed persons) constituted 43.7% of all enterprises in Poland having foreign entities

Chart 1. The number of enterprises in Poland and their foreign entities



The surveyed population of 1 900 enterprises declared involvement in 4 246 entities located abroad. Majority of foreign entities – 2 968 (69.9%) were entities with 100% share of the enterprise located in Poland in the capital of the foreign entity. Foreign entities, in which the share of the Polish enterprise was from 50.01% to 99.99% accounted for 17.9% of all foreign

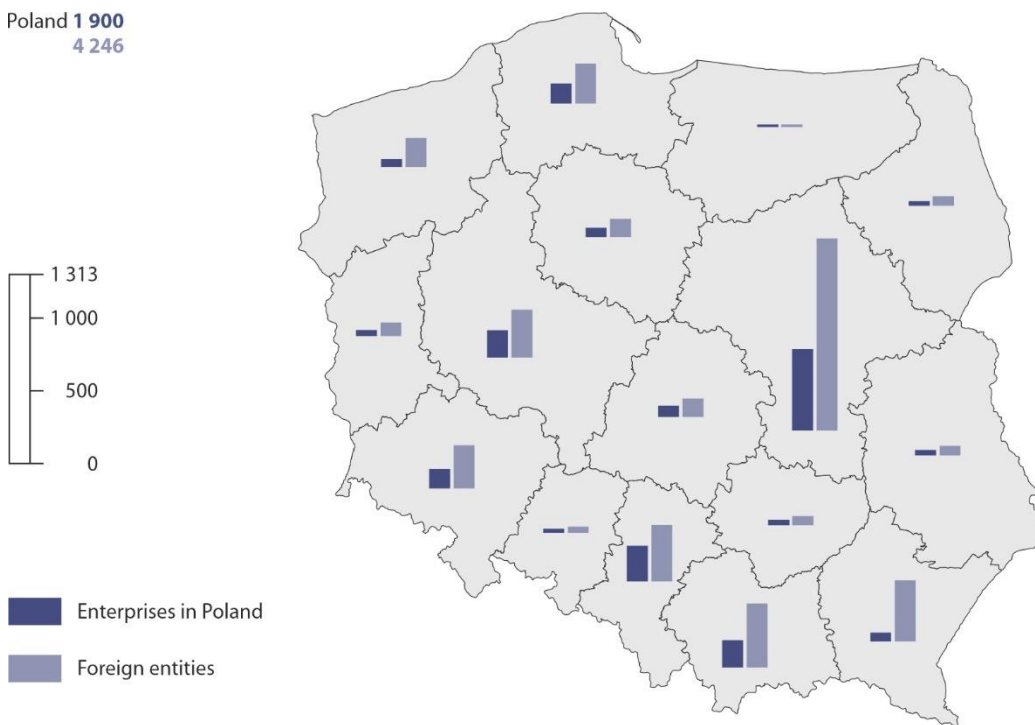
entities (759 entities) and entities for which the share of the enterprise located in Poland in their capital did not exceed 50% – 12.2% of foreign entities (519 entities).

By legal forms, majority of enterprises having foreign entities constituted limited liability companies – 1 289 (67.8%) and joint stock companies – 508 enterprises (26.7%).

At the end of 2021 the largest number of enterprises having foreign entities was located in the following voivodships: Mazowieckie (556 enterprises, which declared involvement in 1 313 foreign entities), Śląskie (244 and 385, respectively), Małopolskie (188 and 437) and Wielkopolskie (188 and 327).

In Mazowieckie voivodship there were located 29.3% of all enterprises having foreign entities

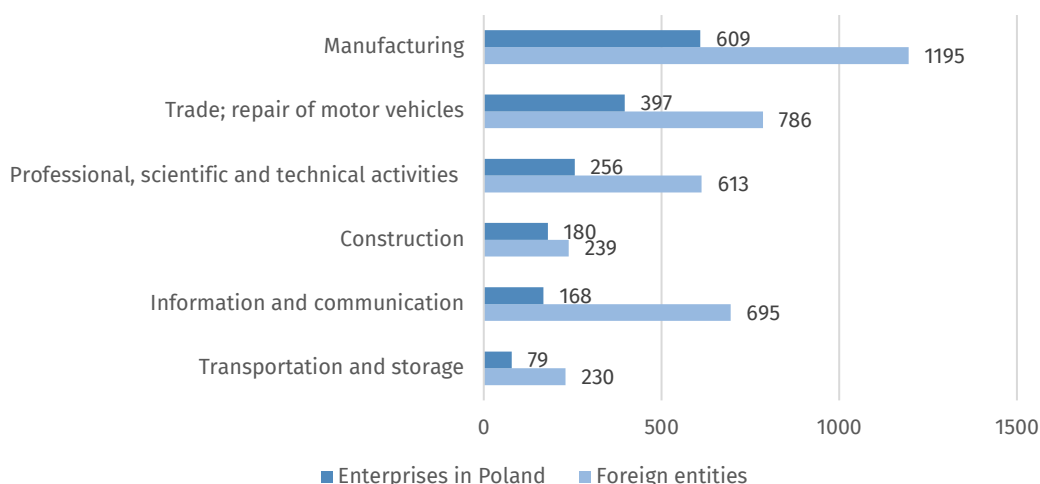
Map 1. The number of enterprises in Poland and their foreign entities by voivodships in 2021



Enterprises located in Poland having foreign entities were mainly enterprises engaged in manufacturing (609 enterprises declared involvement in 1 195 foreign entities), trade; repair of motor vehicles (397 and 786, respectively), professional, scientific and technical activities (256 and 613) as well as construction (180 and 239).

Manufacturing activity was conducted by 32.1% of enterprises having foreign entities

Chart 2. The number of enterprises in Poland and their foreign entities by selected NACE section of enterprise in Poland in 2021

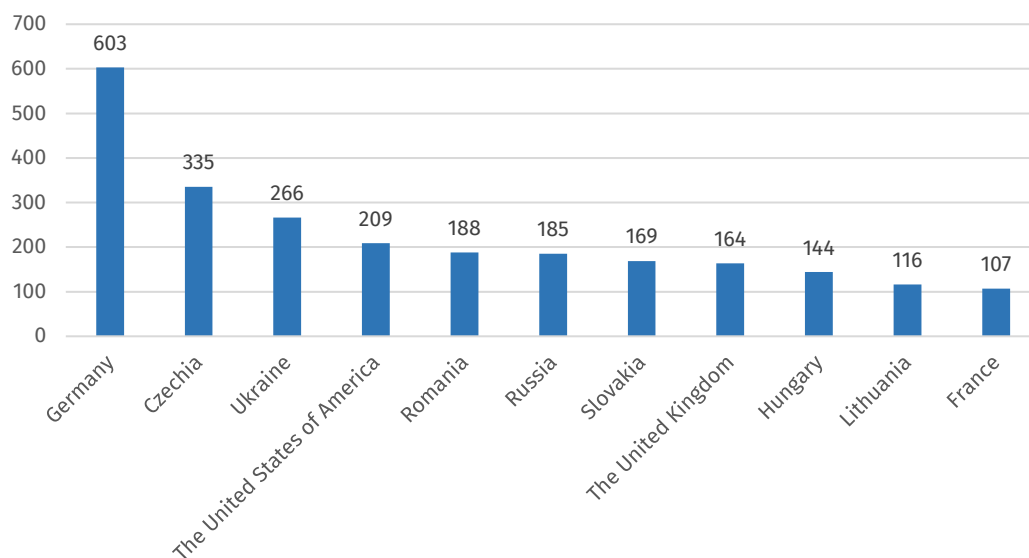


Countries of location of foreign entities

Enterprises located in Poland in 2021 engaged their capital in 114 countries. 1 747 foreign entities (41.1%) were located in seven countries which border Poland. Majority of foreign entities were seated in Germany - 603, Czechia - 335, Ukraine - 266 and in the United States - 209. In 26 countries of the European Union there were 2 514 foreign entities (59.2% of all foreign entities).

1 747 foreign entities were located in 2021 in the countries bordering Poland (41.1%)

Chart 3. The number of foreign entities by country of their location in 2021



Characteristics of foreign entities by main kind of activity of the enterprise in Poland

The number of persons employed¹ in 4 246 foreign entities amounted to 208.3 thousand persons. In the foreign entities belonging to enterprises in Poland engaged in manufacturing worked 58.0 thousand persons, while in entities belonging to entities dealing with trade; repair of motor vehicles – 37.6 thousand persons. The number of persons employed belonging to foreign entities of enterprises in Poland engaged in mentioned above two areas of activity amounted to 45.9% of the total number of persons employed in foreign entities.

Net revenues from sale of products, goods and materials (sales revenues) of foreign entities in total amounted to 344.9 bn PLN, of which the vast majority, i.e. 181.3 bn PLN (52.6%) were revenues of foreign entities belonging to the enterprises in Poland dealing with manufacturing. Sales revenues of entities belonging to the enterprises involved in trade; repair of motor vehicles amounted to 38.0 bn PLN (11.0% of the total sales revenues of foreign entities).

Net revenues from sale of products, goods and materials for export (export) of foreign entities amounted to 66.3 bn PLN and accounted for 19.2% of the total sales revenues. The highest share in export had foreign entities owned by enterprises located in Poland conducting manufacturing activity – 56.5% (37.5 bn PLN).

Import purchases (import) made by foreign entities amounted to 89.0 bn PLN. Value of import of entities owned by enterprises conducting manufacturing activity amounted to 66.1 bn PLN and accounted for 74.3% of the total import of foreign entities.

Table 1. Characteristics of foreign entities by NACE section of the enterprise in Poland in 2021

NACE section	Number of foreign entities	Number of persons employed	Net revenues from sale of products, goods and materials	Export	Import	Outlays on tangible fixed assets
Total	4 246	208 261	344 900.4	66 343.2	89 022.1	10 862.8
including:						
Manufacturing	1 195	57 961	181 275.7	37 452.0	66 129.3	3 739.8
Construction	239	9 544	4 394.8	121.0	158.9	35.9
Trade; repair of motor vehicles	786	37 601	38 020.8	5 120.3	17 007.8	1 424.7
Transportation and storage	230	3 118	4 855.2	506.4	313.2	1.8
Information and communication	695	37 021	17 582.5	1 235.0	754.9	158.5
Professional, scientific and technical activities	613	23 750	21 165.8	4 448.6	3 289.0	455.3

¹ Since the reference year 2018 there has been collected the variable 'average number of persons employed' calculated as annual mean on the basis of daily, weekly, monthly or quarterly basis

The number of persons employed in foreign entities amounted to 208.3 thousand persons

Characteristics of foreign entities by their main kind of activity

In 2021, 60.0% of all foreign entities declared the same kind of activity as their parent enterprise located in Poland. The highest share of foreign entities with the same kind of activity as the enterprise in Poland was observed in transportation and storage (90.4%). It was also high in information and communication (80.3%).

The largest number of foreign entities conducted their activity in trade; repair of motor vehicles (1 312), manufacturing (652), information and communication (631), professional, scientific and technical activities (471) and construction (281).

The number of persons employed in entities engaged in manufacturing amounted to 59.8 thousand persons in 2021, while in entities involved in trade; repair of motor vehicles – 45.0 thousand persons.

The highest net revenues from sale of products, goods and materials were achieved by foreign entities conducting trade; repair of motor vehicles activity – 136.4 bn PLN (39.6% of the total sales revenues) and manufacturing – 88.3 bn PLN (25.6% of the total sales revenues).

In 2021, the largest number of persons employed was declared in the foreign entities in Germany (26.4 thousand persons), Russia (23.3 thousand), in Czechia (19.7 thousand) and Hungary (14.9 thousand), which in total accounted for 40.4% of the number of persons employed in all foreign entities.

Taking into account the location of the surveyed foreign entities, high net revenues from sale of products, goods and materials in 2021 were achieved by foreign entities in Czechia and Germany, respectively 42.2 bn PLN (12.2% of the total sales revenues of foreign entities) and 41.0 bn PLN (11.9%).

30.9% of foreign entities were involved in trade; repair of motor vehicles

In 2021 foreign entities in Germany, Russia, Czechia and Hungary reported the largest number of employed persons

Table 2. Characteristics of foreign entities by the selected countries of location in 2021

Countries	Number of foreign entities	Number of persons employed	Net revenues from sale of products, goods and materials	Export	Import	Outlays on tangible fixed assets
Total	4 246	208 261	344 900.4	66 343.2	89 022.1	10 862.8
including:						
Czechia	335	19 674	42 173.6	11 731.0	28 410.8	1 859.7
Germany	603	26 415	40 964.3	3094.0	8 592.1	359.2
Russia	185	23 257	10 663.5	546.9	3 686.5	866.9
Romania	188	14 607	8 895.8	1 529.5	3 540.5	238.7
The United States of America	209	3 460	5 723	2 054.1	1 531.5	860.8
Ukraine	266	11 365	5 304.5	775.6	1 822.7	318.8

The data on enterprises in Poland having foreign entities presented in this study do not include agriculture, forestry and fishing (NACE section A), financial and insurance activities

(NACE section K), higher education institutions, independent public health care facilities, cultural institutions with legal personality and trade unions, religious and political organisations.

In case of quoting Statistics Poland data, please provide information: "Source of data: Statistics Poland", and in case of publishing calculations made on data published by Statistics Poland, please include the following disclaimer: "Own study based on figures from Statistics Poland".

Prepared by:
Enterprises Department
Director Katarzyna Walkowska
Phone: (+48 22) 608 31 25

Issued by:
**The Spokesperson for the President
of Statistics Poland**
Karolina Banaszek
Phone: (+48) 695 255 011

Press Office

Phone: (+48 22) 608 38 04

e-mail: obslugaprasowa@stat.gov.pl

-  stat.gov.pl/en/
-  [@StatPoland](https://twitter.com/StatPoland)
-  [@GlownyUrzadStatystyczny](https://www.facebook.com/GlownyUrzadStatystyczny)
-  [gus_stat](https://www.instagram.com/gus_stat)
-  [glownyurządstatystycznygus](https://www.youtube.com/glownyurządstatystycznygus)
-  [glownyurządstatystyczny](https://www.linkedin.com/company/glownyurządstatystyczny)

Related information

[News release: Activity of enterprises having foreign entities in 2020](#)

[Publication: Activity of enterprises having foreign entities in 2020](#)

[Methodological report. Non-financial enterprises surveys 2019](#)

Terms used in official statistics

[Net revenues from sale of products, goods and materials](#)