

Activity of enterprises having foreign entities in 2020

31.03.2022

 **1.3%**

Growth of the number of foreign entities y-o-y

At the end of 2020, 1 880 enterprises in Poland (an increase as compared to 2019 by 1.7%) declared involvement in 4 030 foreign entities (an increase by 1.3% comparing to 2019) in the form of shares, branches or other forms. Majority of foreign entities were located in Germany, Czechia, Ukraine and Russia.

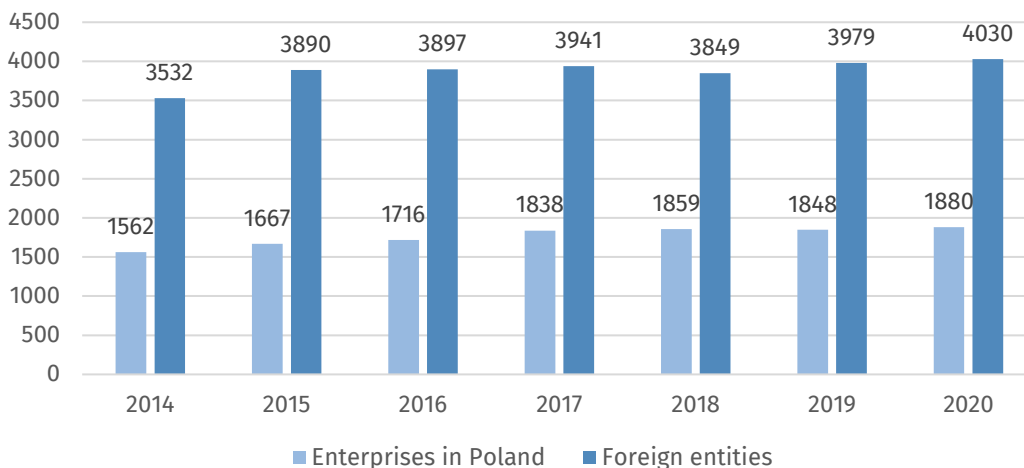
Characteristics of enterprises in Poland having foreign entities

Engagement in foreign entities by the end of 2020 was confirmed by 1 880 surveyed enterprises (in 2019 – 1 848). In the surveyed population of enterprises having foreign entities dominated micro and small enterprises, i.e. with the number of persons employed below 50 people at the end of the year (42.2% of all enterprises), medium-sized enterprises (from 50 to 249 persons employed) accounted for 30.4% and large enterprises (250 and more persons employed) – 27.4%.

In 2020, enterprises belonging to enterprise groups (1 563 entities) accounted for 83.1% of the total of surveyed enterprises having foreign entities.

Micro and small enterprises (below 50 employed persons) constituted 42.2% of all enterprises in Poland having foreign entities

Chart 1. The number of enterprises in Poland and their foreign entities



The surveyed population of 1 880 enterprises declared involvement in 4 030 entities located abroad. Majority of foreign entities – 2 763 (68.6%) were entities with 100% share of the enterprise located in Poland in the capital of the foreign entity. Foreign entities, in which the share of the Polish enterprise was from 50.01% to 99.99% accounted for 18.6% of all foreign

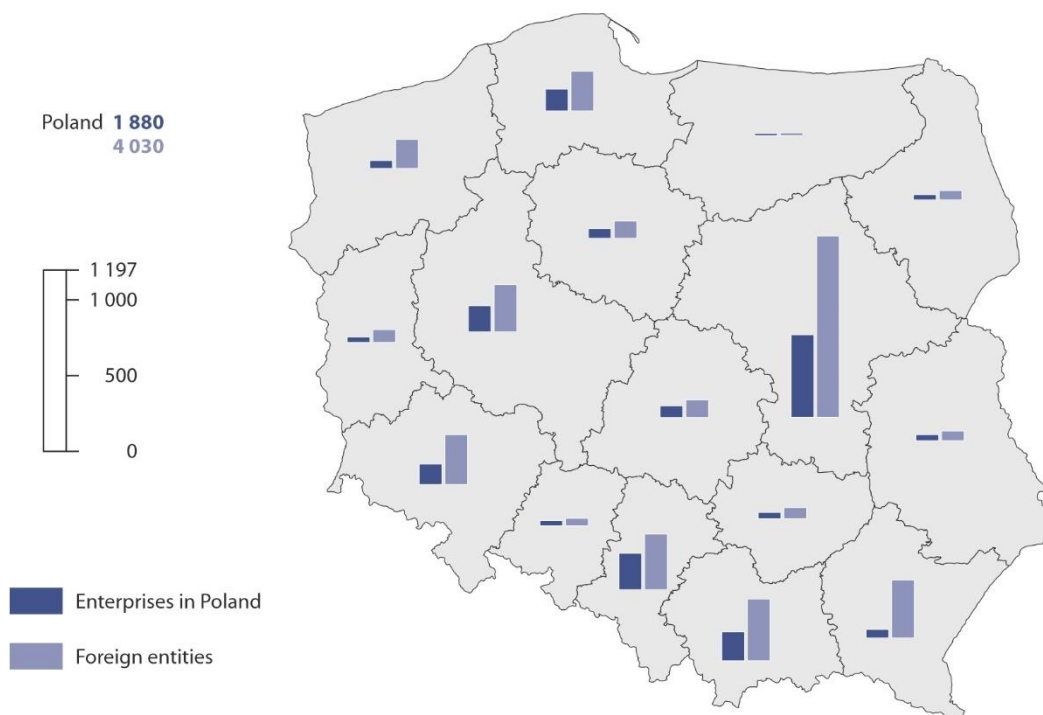
entities (750 entities) and entities for which the share of the enterprise located in Poland in their capital did not exceed 50% – 12.8% of foreign entities (517 entities).

By legal forms, majority of enterprises having foreign entities constituted limited liability companies – 1 250 (66.5%) and joint stock companies – 501 enterprises (26.6%).

At the end of 2020 the largest number of enterprises having foreign entities was located in the following voivodships: Mazowieckie (545 enterprises, which declared involvement in 1 197 foreign entities), Śląskie (240 and 367, respectively), Małopolskie (192 and 407) and Wielkopolskie (171 and 311).

In Mazowieckie voivodship there were located 29.0% of all enterprises having foreign entities

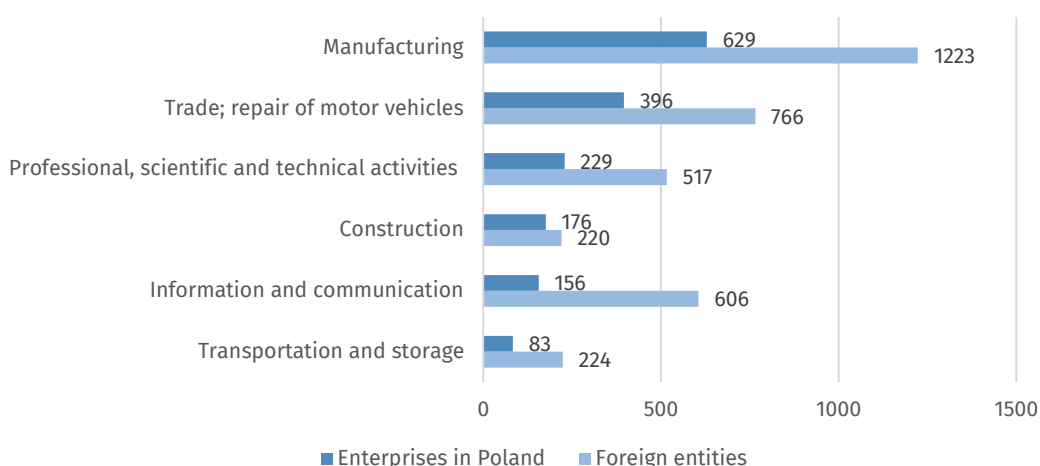
Map 1. The number of enterprises in Poland and their foreign entities by voivodships in 2020



Enterprises located in Poland having foreign entities were mainly enterprises engaged in manufacturing (629 enterprises declared involvement in 1 223 foreign entities), trade; repair of motor vehicles (396 and 766, respectively), professional, scientific and technical activities (229 and 517) as well as construction (176 and 220).

Manufacturing activity was conducted by 33.5% of enterprises having foreign entities

Chart 2. The number of enterprises in Poland and their foreign entities by selected NACE section of enterprise in Poland in 2020

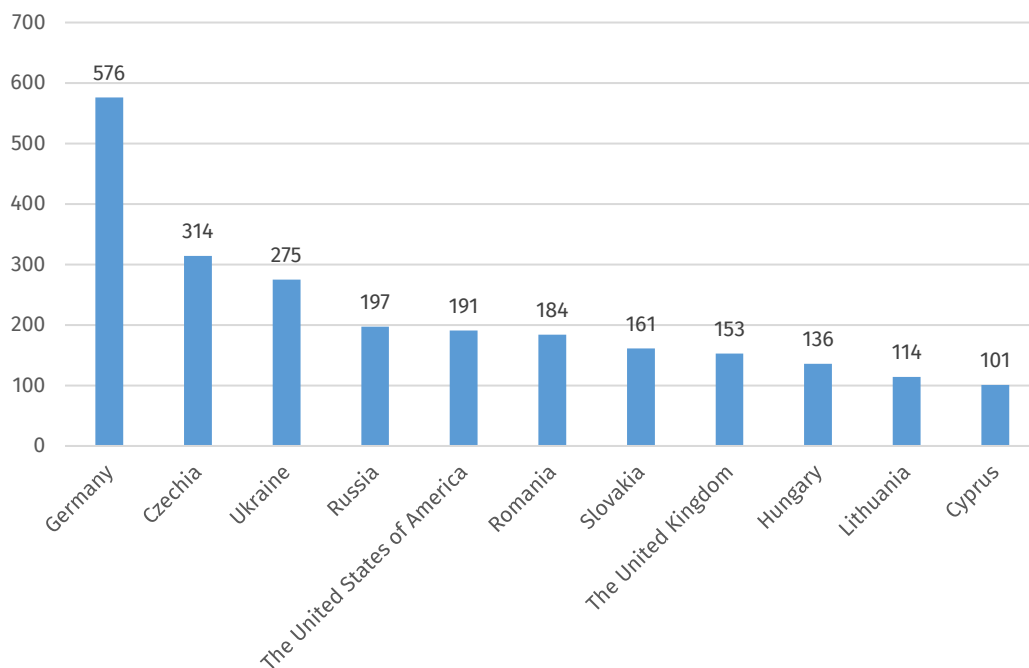


Countries of location of foreign entities

Enterprises located in Poland engaged their capital in 117 countries. 1 710 foreign entities (42.4%) were located in seven countries which border Poland. Majority of foreign entities were seated in Germany - 576, Czechia - 314, Ukraine - 275 and in Russia - 197. In 26 countries of the European Union there were 2 345 foreign entities (58.2% of all foreign entities).

1 710 foreign entities were located in the countries bordering Poland (42.4%)

Chart 3. The number of foreign entities by country of their location in 2020



Characteristics of foreign entities by main kind of activity of the enterprise in Poland

The number of persons employed¹ in 4 030 foreign entities amounted to 196.1 thousand persons. In the foreign entities belonging to enterprises in Poland engaged in manufacturing worked 53.5 thousand persons, while in entities belonging to entities dealing with trade; repair of motor vehicles – 37.4 thousand persons. The number of persons employed belonging to foreign entities of enterprises in Poland engaged in mentioned above two areas of activity amounted to 46.3% of the total number of persons employed in foreign entities.

The number of persons employed in foreign entities amounted to 196.1 thousand persons

Net revenues from sale of products, goods and materials (sales revenues) of foreign entities in total amounted to 218.9 bn PLN, of which the vast majority, i.e. 121.8 bn PLN (55.6%) were revenues of foreign entities belonging to the enterprises in Poland dealing with manufacturing. Sales revenues of entities belonging to the enterprises involved in trade; repair of motor vehicles amounted to 28.5 bn PLN (13.0% of the total sales revenues of foreign entities).

Net revenues from sale of products, goods and materials for export (export) of foreign entities amounted to 35.4 bn PLN and accounted for 16.2% of the total sales revenues. The highest share in export had foreign entities owned by enterprises located in Poland conducting manufacturing activity – 59.8% (21.2 bn PLN).

¹ Since the reference year 2018 there has been collected the variable 'average number of persons employed' calculated as annual mean on the basis of daily, weekly, monthly or quarterly basis

Import purchases (import) made by foreign entities amounted to 57.4 bn PLN. Value of import of entities owned by enterprises conducting manufacturing activity amounted to 42.1 bn PLN and accounted for 73.3% of the total import of foreign entities.

Table 1. Characteristics of foreign entities by NACE section of the enterprise in Poland in 2020

NACE section	Number of foreign entities	Number of persons employed	Net revenues from sale of products, goods and materials	Export	Import	Outlays on tangible fixed assets
Total	4 030	196 101	218 933.5	35 430.9	57 392.2	7 531.0
including:						
Manufacturing	1 223	53 518	121 753.1	21 198.6	42 073.4	4 209.2
Construction	220	9 797	4 143.4	91.8	151.2	20.6
Trade; repair of motor vehicles	766	37 364	28 541.7	3 887.4	11 215.5	906.6
Transportation and storage	224	2 913	3 491.3	400.2	284.0	4.0
Information and communication	606	32 604	13 506.1	1 195.7	787.1	239.0
Professional, scientific and technical activities	517	17 354	11 672.8	1 893.4	1 670.8	276.9

Characteristics of foreign entities by their main kind of activity

In 2020, 60.7% of all foreign entities declared the same kind of activity as their parent enterprise located in Poland. The highest share of foreign entities with the same kind of activity as the enterprise in Poland was observed in transportation and storage (89.3%). It was also high in information and communication (83.7%).

The largest number of foreign entities conducted their activity in trade; repair of motor vehicles (1 264), manufacturing (657), information and communication (570), professional, scientific and technical activities (412) and construction (269).

The number of persons employed in entities engaged in manufacturing amounted to 53.5 thousand persons in 2020, while in entities involved in trade; repair of motor vehicles – 42.2 thousand persons.

The highest net revenues from sale of products, goods and materials were achieved by foreign entities conducting trade; repair of motor vehicles activity – 92.1 bn PLN (42.0% of the total sales revenues) and manufacturing – 60.0 bn PLN (27.4% of the total sales revenues).

In 2020, the largest number of persons employed was declared in the foreign entities in Germany (27.3 thousand persons), Russia (20.0 thousand), in Czechia (19.4 thousand) and Romania (17.9 thousand), which in total accounted for 43.1% of the number of persons employed in all foreign entities.

31.4% of foreign entities were involved in trade; repair of motor vehicles

Foreign entities in Germany, Russia, Czechia and Romania reported the largest number of employed persons

Taking into account the location of the surveyed foreign entities, the highest net revenues from sale of products, goods and materials in 2020 were achieved by foreign entities in Germany and Czechia, respectively 36.7 bn PLN (16.8% of the total sales revenues of foreign entities) and 25.1 bn PLN (11.5%).

Table 2. Characteristics of foreign entities by the selected countries of location in 2020

Countries	Number of foreign entities	Number of persons employed	Net revenues from sale of products, goods and materials	Export	Import	Outlays on tangible fixed assets
Total	4 030	196 101	218 933.5	35 430.9	57 392.2	7 531.0
including:						
Czechia	314	19 387	25 079	6 768.6	1 8814.3	2 170.1
Germany	576	27 279	36 724	2 930.6	6 746.9	639.2
Russia	197	19 963	7 964	387.6	2 045.0	310.8
Romania	184	17 891	7 024	1 253.0	2 568.6	203.3
The United States of America	191	6 264	6 056	1 561.1	938.1	481.1
Ukraine	275	9 251	3 866	576.4	1 344.5	167.5

The data on enterprises in Poland having foreign entities presented in this study do not include agriculture, forestry and fishing (NACE section A), financial and insurance activities (NACE section K), higher education institutions, independent public health care facilities, cultural institutions with legal personality and trade unions, religious and political organisations.

In case of quoting Statistics Poland data, please provide information: "Source of data: Statistics Poland", and in case of publishing calculations made on data published by Statistics Poland, please include the following disclaimer: "Own study based on figures from Statistics Poland".

Prepared by:
Enterprises Department
Director Katarzyna Walkowska
Phone: (+48 22) 608 31 25

Issued by:
**The Spokesperson for the President
of Statistics Poland**
Karolina Banaszek
Phone: (+48) 695 255 011

Press Office

Phone: (+48 22) 608 38 04

e-mail: obslugaprasowa@stat.gov.pl

-  www.stat.gov.pl/en/
-  [@StatPoland](https://twitter.com/StatPoland)
-  [@GlownyUrzadStatystyczny](https://www.facebook.com/GlownyUrzadStatystyczny)
-  [gus_stat](https://www.instagram.com/gus_stat)
-  [glownyurządstatystycznygus](https://www.youtube.com/glownyurządstatystycznygus)
-  [glownyurządstatystyczny](https://www.linkedin.com/company/glownyurządstatystyczny)

Related information

[News release: Activity of enterprises having foreign entities in 2019](#)

[Publication: Activity of enterprises having foreign entities in 2019](#)

[Methodological report. Non-financial enterprises surveys 2019](#)

Terms used in official statistics

[Net revenues from sale of products, goods and materials](#)