

# Polish athletes at the XVI Tokyo 2020 Summer Paralympic Games<sup>1</sup>

5.10.2021 r.

**25**

Number of medals won by Polish people with disabilities at the Tokyo 2020 Paralympic

**During the XVI Tokyo 2020 Summer Paralympic Games in Tokyo, Polish players won 7 gold, 6 silver and 12 bronze medals. Poland took 17th place in the medal standings.**

From August 24 to September 5, 2021, the Polish national team took part in the Summer Paralympic Games in Tokyo. Initially, the competition was scheduled to take place on August 25 - September 6, 2020, but on March 24, 2020, the International Olympic Committee officially announced that the 2020 Summer Olympics and the 2020 Summer Paralympics were postponed to 2021 due to the COVID-19 pandemic.

These Paralympics were different than before, as they were held under strict sanitary conditions, including without the participation of the public. The Japanese capital hosted the Summer Paralympic Games for the second time in history. The previous ones were held there in 1964.

The program of the Tokyo Paralympic Games featured 540 events across 22 sports. The national teams were represented by 160 countries. In total, 4,400 athletes took part in the Games, which were played on 19 sports facilities.

89 Polish representatives took part in the competition, including 56 men and 33 women, who competed in 12 sports. The performance at the Olympics was an Olympic debut for 34 representatives. For Róża Kozakowska and Maksym Chudzicki, this debut was exceptional, as they became gold and bronze medallist of the Paralympic Games respectively.

The oldest Polish representative at the Olympics was Piotr Jaroszewski (55), who competed in wheelchair tennis. Tokyo was his fifth Paralympic performance. The youngest Polish representative, who performed in Tokyo, was the swimmer Alan Ogorzałek (18).

Swimmer Joanna Mendak and athlete Maciej Lepiato were the flag-bearers of the white and red team. Joanna Mendak is one of the most successful Polish Paralympian. Tokyo was her fifth appearance at the Olympics. She won three gold Paralympic medals (Athens 2004, Beijing 2008, London 2012), one silver (Beijing 2008) and two bronze medals (Athens 2004, Beijing 2008). Athlete Maciej Lepiato is the current world record holder in the high jump, winner of two gold medals (London 2012, Rio de Janeiro 2016). He won bronze at the Tokyo Olympics. During the closing ceremony, the Polish flag was carried by Bartłomiej Mróz, a badminton player debuting at the Games.

The most numerous group among Polish Paralympians were athletes (34 representatives), table tennis players (12) and swimmers (9). Badminton and track cycling were represented by one athlete each.

In Tokyo 2020, badminton and taekwondo athletes competed for the first time in the history of the Paralympic Games

<sup>1</sup> Information prepared on the basis of data from the Ministry of Culture, National Heritage and Sport and materials placed on the website of the Polish Paralympic Committee (<https://paralympic.org.pl/>).

**Table 1. Participation of Polish competitors at the XVI Paralympic Summer Games 2020 in Tokyo**

Types of sports	Participation of Polish competitors		Medals				Further places				
	total	of which females	total	gold	silver	bronze	4	5	6	7	8
<b>Total</b>	<b>89</b>	<b>33</b>	<b>25</b>	<b>7</b>	<b>6</b>	<b>12</b>	<b>1</b>	<b>1</b>	<b>2</b>	<b>1</b>	<b>1</b>
Badminton	1	-	-	-	-	-	-	1	-	-	-
Boccia <sup>a</sup>	-	-	-	-	-	-	-	-	-	-	-
Goalball <sup>a</sup>	-	-	-	-	-	-	-	-	-	-	-
Equestrian <sup>a</sup>	-	-	-	-	-	-	-	-	-	-	-
Judo <sup>a</sup>	-	-	-	-	-	-	-	-	-	-	-
Canoeing	4	2	-	-	-	-	1	-	-	-	-
Cycling <sup>b</sup>	7	3	2	-	-	2	3	2	5	2	2
Sitting volleyball <sup>a</sup>	-	-	-	-	-	-	-	-	-	-	-
Athletics	34	13	11	5	3	3	9	8	6	3	5
Archery	2	1	-	-	-	-	-	-	-	1	-
Football 5-a-side <sup>a</sup>	-	-	-	-	-	-	-	-	-	-	-
Wheelchair basketball <sup>a</sup>	-	-	-	-	-	-	-	-	-	-	-
Swimming	9	2	1	-	-	1	1	2	3	2	3
Weight lifting	6	3	2	-	-	2	1	-	-	-	3
Wheelchair rugby <sup>a</sup>	-	-	-	-	-	-	-	-	-	-	-
Sport shooting	3	1	1	-	1	-	-	-	1	-	-
Wheelchair fencing	7	3	1	-	1	-	-	-	4	2	1
Taekwondo <sup>a</sup>	-	-	-	-	-	-	-	-	-	-	-
Wheelchair tennis	2	-	-	-	-	-	-	-	-	-	-
Table tennis	12	4	7	2	1	4		5 <sup>c</sup>	-	-	-
Triathlon <sup>a</sup>	-	-	-	-	-	-	-	-	-	-	-
Rowing	2	1	-	-	-	-	-	-	1	-	-

a Competitions played without the participation of Poles. b Road cycling and track cycling. c 5-8 places ex aequo.

Poles ranked 17<sup>th</sup> in the medal table, out of 78 countries that won medals. The 25 medals won by Polish athletes is a worse result than at the previous Olympics in Rio de Janeiro in 2016, where Poland ranked 10<sup>th</sup> (39 medals, including 9 golds).

Olympic rings were won by 25 representatives, including 12 women. Three competitors stood on the podium twice. Athlete Róża Kozakowska won the gold medal in the club throw (class F32) and silver in the shot put (class F32). The representatives Natalia Partyka and Karolina Pęk secured women's team class 9-10 gold in table tennis and bronze medals individually (Natalia Partyka, class 10, and Karolina Pęk, class 9).

Gold medals were won by: Róża Kozakowska (athletics - club throw class F32), Piotr Kosewicz (athletics - discus throw class F52), Barbara Bieganowska-Zajęc (athletics - 1500 m run class T20), Karolina Kucharczyk (athletics - long jump, class T20), Renata Śliwińska (athletics - shot put class F40), Patryk Chojnowski (table tennis class 10), Karolina Pęk and Natalia Partyka (table tennis - team competition, classes 9-10).

During the Paralympic Games in Tokyo, Poland ranked 7 places lower in the medal table than 5 years ago at the Paralympic Games in Rio de Janeiro












Silver medal was won by: Lucyna Kornobys (athletics - shot put class F37), Róża Kozakowska (athletics - shot put class F32), Michał Derus (athletics - 100 m run class T47), Rafał Czuper (table tennis class 2), Adrian Castro (wheelchair fencing - sabre, category B), Szymon Sowiński (sport shooting, class 25 metre pistol SH1).

Bronze medals were won by: Alicja Jeromin (athletics - 200 m run, class T47), Lech Stoltman (athletics - shot put, class F55), Maciej Lepiato (athletics - high jump class T44), Maksym Chudzicki (table tennis class 7), Karolina Pęk (table tennis class 9), Natalia Partyka (table tennis class 10), Rafał Czuper and Tomasz Jakimczuk (table tennis - team classes 1-2), Justyna Kozdryk (weight lifting up to 45 kg), Marzena Zięba (lifting weights in the +86 kg category), Oliwia Jabłońska (400 m freestyle swimming, class S10), Renata Kałuża (women's road time trial class H1-3), Marcin Polak and his guide, Michał Ładosz (track cycling 4000 m class B individual pursuit).

The Tokyo Paralympic Games abounded in numerous records. Paralympic records were established by Renata Śliwińska (class F40) in the discus throw with a result of 24.70 m and in a shot put with a result of 8.75 m and Karolina Kucharczyk (class T20) in the long jump with a result of 6.03 m. The world record was broken by the Paralympic champion in club throwing (class F32) - Róża Kozakowska with a result of 28.74 m. New European records were established by: silver medalist in the 100 m run (class T47) - Michał Derus with a score of 10.61 s, fourth place winner in the 1500 m run (class T11) Joanna Mazur and her guide Michał Stawicki with a result of 4:48.74 s and Alicja Jeromin, who broke the record in the 100 m run (class T47) with a result of 12.19 s and at 200 m run - 25.05 s.

The Polish team played for the first time at the IV Summer Paralympic Games in Heidelberg in 1972. Since then, the Poles have won a total of 756 medals at the Paralympic Summer Games

**Table 2. Medal classification of the XVI Paralympic Summer Games 2020 in Tokyo**

Rank	Country	Gold	Silver	Bronze	Total
1.	 China	96	60	51	<b>207</b>
2.	 United Kingdom	41	38	45	<b>124</b>
3.	 United States of America	37	36	31	<b>104</b>
4.	 Russian Olympic Committee	36	33	49	<b>118</b>
5.	 Netherlands	25	17	17	<b>59</b>
6.	 Ukraine	24	47	27	<b>98</b>
7.	 Brazil	22	20	30	<b>72</b>
8.	 Australia	21	29	30	<b>80</b>
9.	 Italy	14	29	26	<b>69</b>
10.	 Azerbaijan	14	1	4	<b>19</b>
...					
<b>17.</b>	 <b>Poland</b>	<b>7</b>	<b>6</b>	<b>12</b>	<b>25</b>

Prepared by:  
**Statistical Office in Rzeszów**  
**Director Marek Cierpiat-Wolan**  
Office: tel. (+48 17) 853 52 10

Issued by:  
**The Spokesperson for the President  
of Statistics Poland**  
**Karolina Banaszek**  
Mobile: (+48) 695 255 011

**Press Office**

Office: tel. (+48 22) 608 34 91, 608 38 04

**e-mail: [obslugaprasowa@stat.gov.pl](mailto:obslugaprasowa@stat.gov.pl)**



[www.stat.gov.pl/en/](http://www.stat.gov.pl/en/)



[@StatPoland](https://twitter.com/StatPoland)



[@GlownyUrzadStatystyczny](https://www.facebook.com/GlownyUrzadStatystyczny)

**Related information**

[Physical education in the years 2017 and 2018](#)

**Data available in databases**

[Local Data Bank](#)

**Terms used in official statistics**

[Polish representative](#)

[Sport](#)

[Sports](#)

[Competitor](#)