

# Occupancy of tourist accommodation establishments in Poland in August and September 2021

(concerns tourist accommodation establishments with 10 or more bed places)

8.12.2021

 **36.5%**

Increase in the number of tourists accommodated in accommodation establishments in September 2021 compared to the corresponding month of 2020

**In August 2021, 3.9 million tourists were accommodated in tourist accommodation establishments and 12.7 million overnight stays were provided for them. Compared to August 2020, it was more by 20.1% and 18.8% respectively. An increase in the number of tourists was also recorded in September 2021, when the number of tourists accommodated was 36.5% higher and the number of overnight stays provided 28.1% higher.**

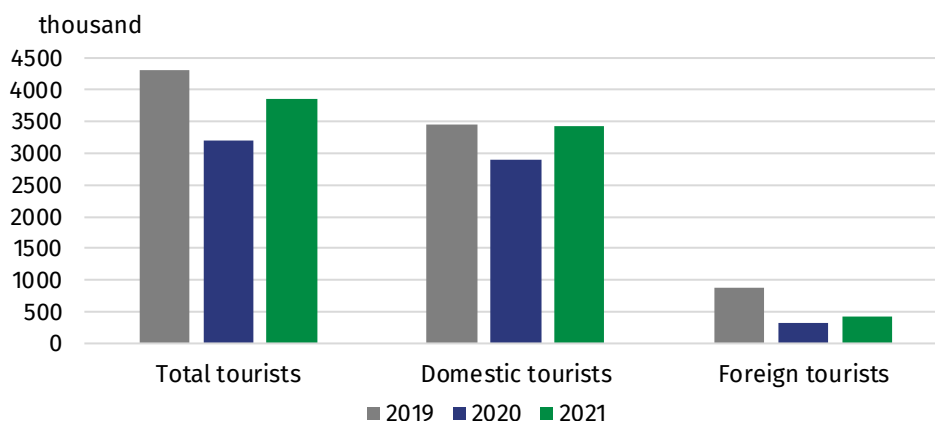
## Occupancy of tourist accommodation establishments in August 2021

The results of the survey of tourist accommodation establishments showed that 3.9 million tourists stayed at the accommodation establishments in August 2021. Compared to the same month of 2020, when 3.2 million people were recorded, there were 20.1% more tourists. Among the total number of tourists, 89.0% were domestic tourists (3.4 million), whereas 11.0% were foreign tourists (0.4 million). Compared to August 2020, it was 18.7% and 33.0% more respectively.

In August 2021, 33.0% more foreign tourists were accommodated in tourist accommodation establishments than in August 2020

Among foreign tourists, accommodation establishments were most popular among guests from Europe – 388.5 thousand, who constituted 91.4% of all foreign tourists; there were 30.2% more of them than in August 2020. Of these, most tourists came from Germany (168.4 thousand), followed by tourists from the Ukraine and Lithuania (20.3 thousand each). Tourists from these three countries together accounted for almost 50% of the total foreign tourists who stayed overnight in August 2021.

**Chart 1. Tourists accommodated in August**

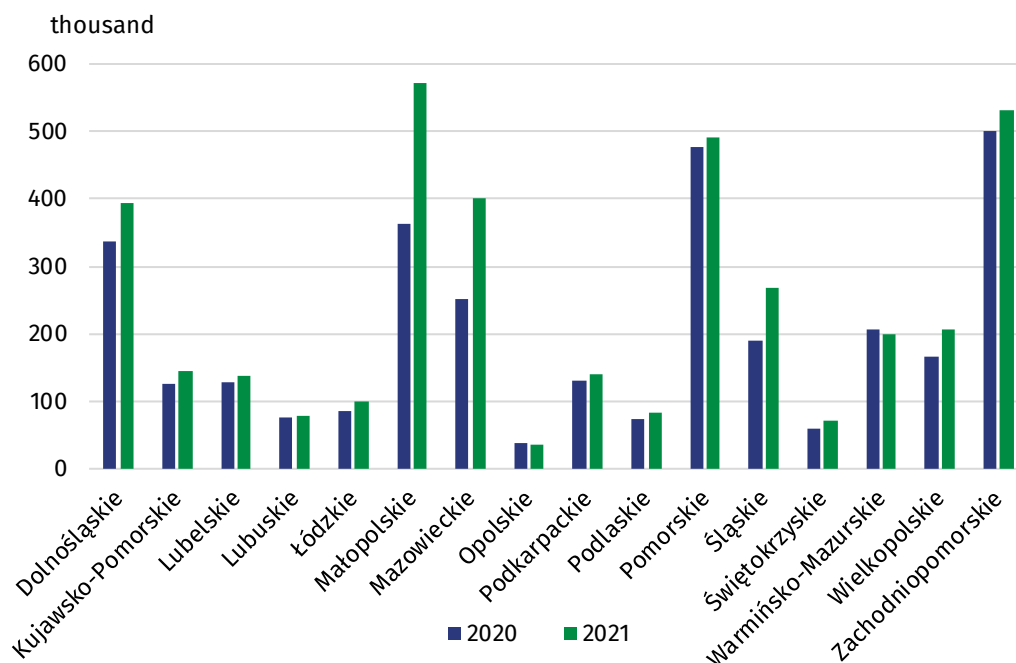


In August this year, most visitors stayed overnight in Małopolskie Voivodship (572.9 thousand), and the least in Opolskie Voivodship (36.9 thousand). As in other months, in August, tourists most often preferred to stay in hotels – 54.6% of domestic tourists and 76.7% of foreign tourists were accommodated in those establishments.

Compared to the corresponding month of 2020, an increase in the number of tourists accommodated was recorded in almost all voivodships. The largest increase occurred in accommodation establishments located in Mazowieckie Voivodship (by 59.7%) and Małopolskie Voivodship (by 57.5%), while a decrease was recorded in two voivodships: Opolskie (by 1.7%) and Warmińsko-Mazurskie (by 3.6%).

In August 2021, the largest increase in the number of tourists accommodated was in Mazowieckie Voivodship, compared to the same month of 2020

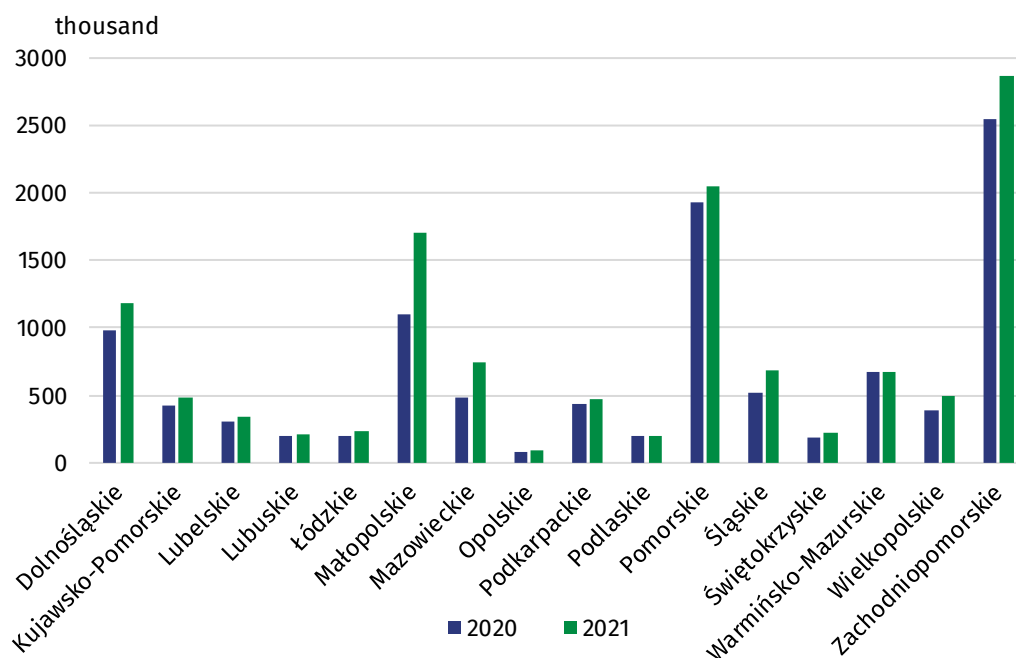
**Chart 2. Tourists accommodated in August by voivodship**



In August 2021, 12.7 million overnight stays (2.0 million more than a year ago) were provided to tourists, including domestic tourists – 11.4 million (1.8 million more) and foreign tourists – 1.2 million (0.2 million more). An increase in the number of overnight stays provided to domestic tourists was also recorded compared to August 2019 – there were 2.1% more of them.

In August 2021, 18.2% more domestic tourists were accommodated in tourist accommodation establishments than in August 2020 and 2.1% more than in August 2019

**Chart 3. Overnight stays provided in tourist accommodation establishments in August by voivodship**



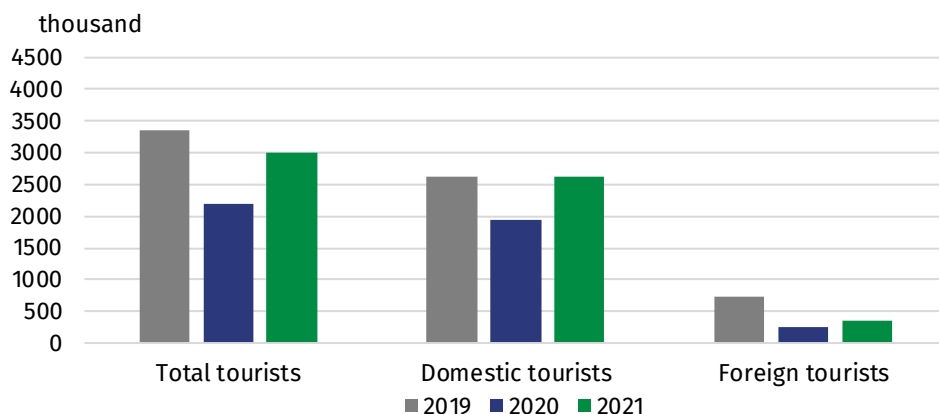
In August this year, the largest number of overnight stays was provided in Zachodniopomorskie Voivodship (2.9 million), and the smallest in Opolskie Voivodship (88.9 thousand). Compared to August of last year, the increase in the number of overnight stays was recorded in all voivodships. The greatest increase occurred in Małopolskie Voivodship (55.9%) and Mazowieckie Voivodship (55.1%), while the smallest increase was in establishments located in Warmińsko-Mazurskie Voivodship (0.5%). The occupancy rate in accommodation establishments amounted to 52.4% and was 7.9 pp higher than in August 2020.

#### Occupancy of tourist accommodation establishments in September 2021

According to the data, 3.0 million tourists, including 2.6 million domestic tourists and 0.4 million foreign tourists, were accommodated in tourist accommodation establishments in September this year. Compared to September 2020, the number of total tourists was 36.5% higher, with 36.0% more domestic tourists and 39.8% more foreign tourists. An increase in the number of domestic tourists was also recorded in comparison with the corresponding month of 2019 – there were 0.3% more of them.

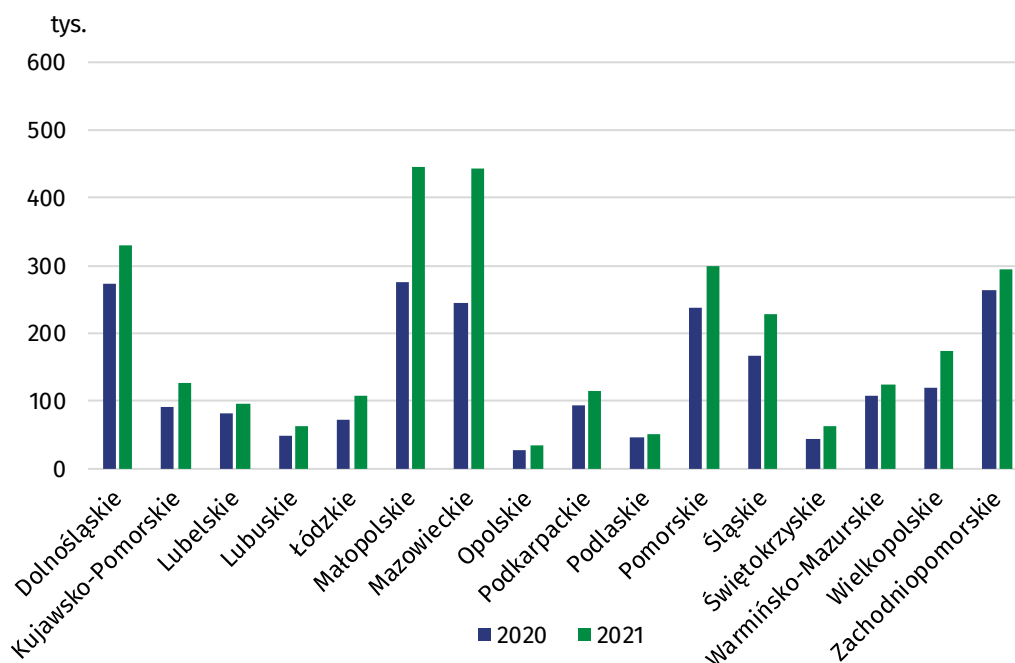
In September 2021, 36.0% more foreign tourists were accommodated in tourist accommodation establishments than in September 2020 and 0.3% more than in September 2019

**Chart 4. Tourists accommodated in September**



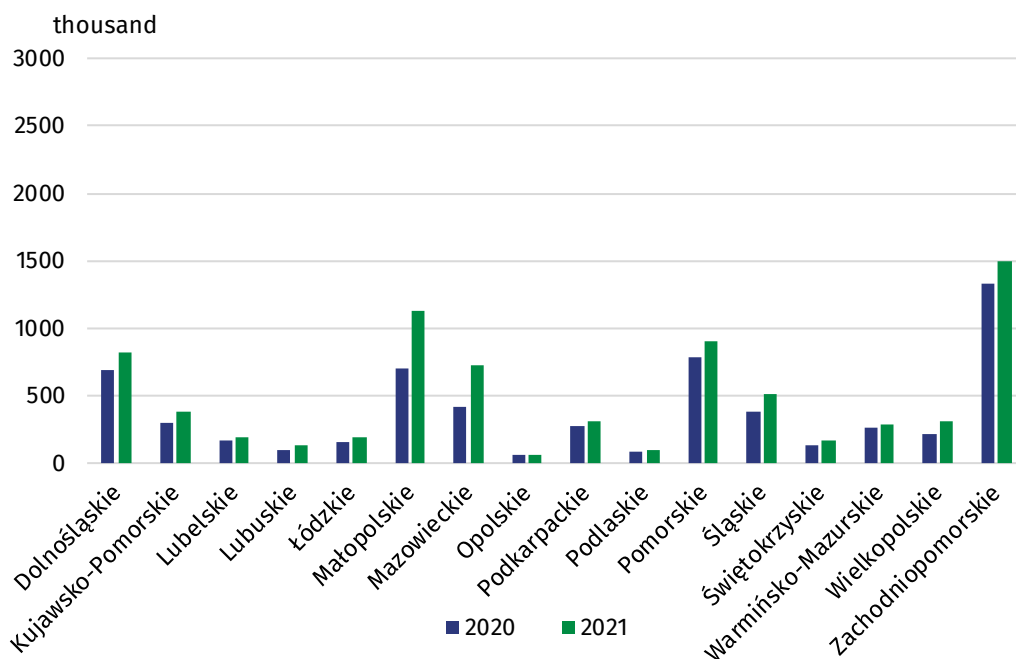
The highest number of overnight stays was in Małopolskie Voivodship (446.2 thousand) and Mazowieckie Voivodship (442.2 thousand), and the lowest in Opolskie Voivodship (34.1 thousand). Compared to the corresponding month of 2020, an increase in the number of tourists accommodated was recorded in all voivodships, with the largest in Mazowieckie Voivodship (by 81.1%) and the smallest in Zachodniopomorskie Voivodship (by 12.0%).

**Chart 5. Tourists accommodated in September by voivodships**



In September 2021, 7.7 million overnight stays were provided to tourists, 28.1% more than in the corresponding month last year (6.0 million). 6.7 million overnight stays were provided for domestic tourists (September 2020 – 5.2 million) and 1.0 million for foreign tourists (September 2020 – 0.8 million). Also, compared to the same month of 2019, there was an increase in the number of overnight stays provided to domestic tourists, whose number was 3.2% higher.

**Chart 6. Overnight stays provided in tourist accommodation establishments in September by voivodship**



Most overnight stays were provided in Zachodniopomorskie Voivodship (1.5 million) and the least in Opolskie Voivodship (65.6 thousand). An increase in the number of nights provided as well as the number of tourists was recorded in all voivodships, with the largest increase in Mazowieckie Voivodship (by 73.5%) and Małopolskie Voivodship (by 60.8%), and the smallest in Warmińsko-Mazurskie Voivodship (by 9.7%). In September 2021, the occupancy rate was 38.2%, up 7.7 pp from September 2020.

Relative numbers (indicators, percentages) were calculated on the basis of absolute data expressed with more accuracy than it was given in the tables. Due to the rounding of data, in some cases sums of components may slightly differ from the amount given in the item “total”. Those numbers are correct with regard to their factual content.

When quoting Statistics Poland data, please provide information: “Source of data: Statistics Poland”, and when publishing calculations made on data published by Statistics Poland, please provide information: “Own study based on Statistics Poland data”.

Prepared by:  
**Statistical Office in Rzeszów**  
**Director Marek Cierpiat-Wolan**  
Office: tel. (+48 17) 853 52 10

Issued by:  
**The Spokesperson for the President  
of Statistics Poland**  
**Karolina Banaszek**  
Mobile: (+48) 695 255 011

#### **Press Office**

Office: tel. (+48 22) 608 34 91, 608 38 04

**e-mail: [obslugaprasowa@stat.gov.pl](mailto:obslugaprasowa@stat.gov.pl)**



[www.stat.gov.pl/en/](http://www.stat.gov.pl/en/)



[@StatPoland](https://twitter.com/StatPoland)



[@GlownyUrzadStatystyczny](https://www.facebook.com/GlownyUrzadStatystyczny)

#### **Related information**

[Tourist accommodation establishments in coastal areas in July and August 2021](#)

[Occupancy of tourist accommodation establishments in Poland in June and July 2021](#)

[Accommodation establishments as of 31 July 2021 and their occupancy in the first half of 2021](#)

[Occupancy of tourist accommodation establishments in Poland in April and May 2021](#)

[Occupancy of tourist accommodation establishments in the first quarter of 2021](#)

[Occupancy of tourist accommodation establishments in Poland in February and March 2021](#)

[Occupancy of tourist accommodation establishments in Poland in January and February 2021](#)

[Tourism in 2020](#)

#### **Data available in databases**

[Local Data Bank](#)

#### **Terms used in official statistics**

[Tourist](#)

[Tourist accommodation establishment](#)

[Bed places in tourist accommodation establishments](#)

[Foreign tourists in tourist accommodation establishments](#)

[Foreign tourists in tourist accommodation establishments](#)

[Nights spent \(overnight stays\) in tourist accommodation establishments](#)

[Duration of the stay](#)

[Occupancy rate of bed places or rooms](#)