

Occupancy of tourist accommodation establishments in Poland in June and July 2021

(concerns tourist accommodation establishments with 10 or more bed places)

13.10.2021

↑ 32.5%

Increase in the number of tourists accommodated in accommodation establishments in July 2021 compared to the corresponding month of 2020

In June 2021, 2.3 million tourists were accommodated tourist accommodation establishments, who were provided with 6.5 million overnight stays. Compared to June 2020, this was an increase of 71.4% and 78.6% respectively. An increase in the number of tourists, compared to the same month of the previous year, was also recorded in July 2021, when the number of overnight tourists was 32.5% higher, while the number of overnight stays provided was 32.0% higher.

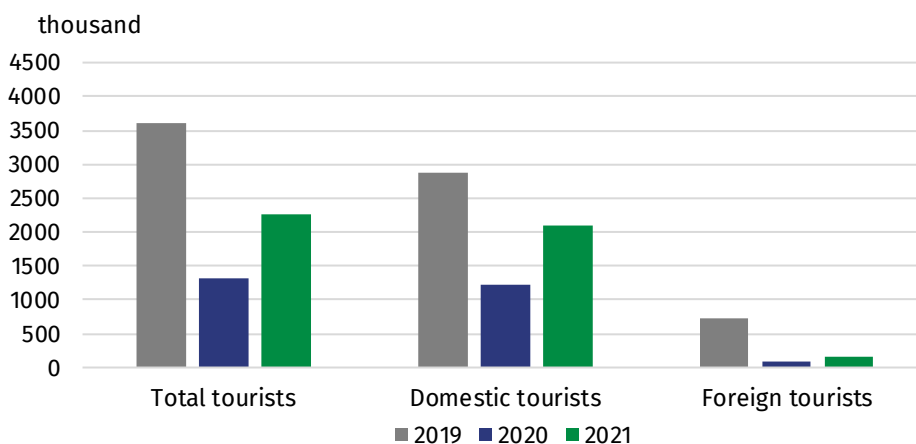
Occupancy of tourist accommodation establishments in June 2021

The results of the survey of tourist accommodation establishments showed that in June this year 2.3 million tourists stayed at the accommodation establishments. Compared to the corresponding month of 2020, when 1.3 million were recorded, there were 71.4% more visitors. Among the total number of tourists, 92.6% were domestic tourists (2.1 million), while 7.4% were foreign tourists (0.2 million). Compared to June 2020, this was 69.3% and 102.8% more respectively.

Among foreign tourists, accommodation establishments were most frequently visited by guests from Germany - 59.1 thousand, who accounted for 35.3% of all foreign tourists; i.e. 57.7% more than in June 2020. In second place were tourists from Ukraine - 16.0 thousand (9.5%), i.e. 77.3% more than in June 2020.

In June 2021 over 2 times more tourists were accommodated in tourist accommodation establishments than in June 2020

Chart 1. Tourists accommodated in June

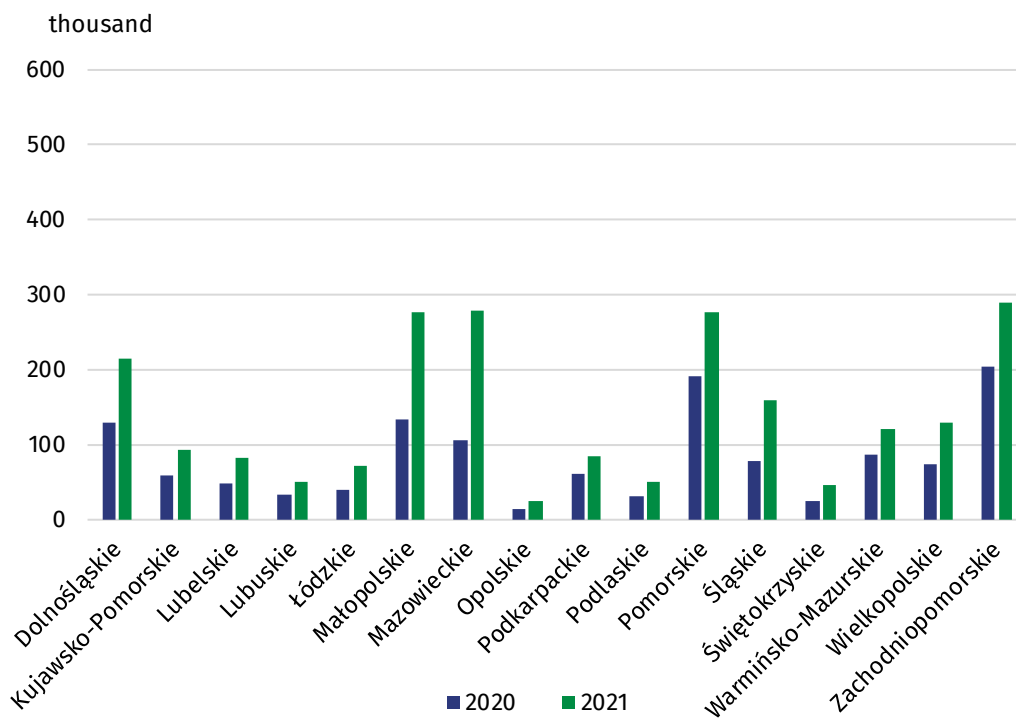


In June this year, most visitors stayed overnight in the Zachodniopomorskie Voivodship (290.0 thousand), and the least in the Opolskie Voivodship (24.6 thousand). As in other non-holiday months, tourists in June most often chose to stay in hotels - 58.1% of domestic tourists and 78.2% of foreign tourists were accommodated in these establishments.

Increase in the number of tourists accommodated was noted in all voivodships, compared to the corresponding month of 2020. The highest increase was observed in accommodation establishments located in Mazowieckie Voivodship (over 3 times), whereas the smallest one in establishments located in Podkarpackie Voivodship (by 40%).

In June 2021, the largest increase in the number of tourists accommodated was in Mazowieckie Voivodship, compared to the same month of 2020

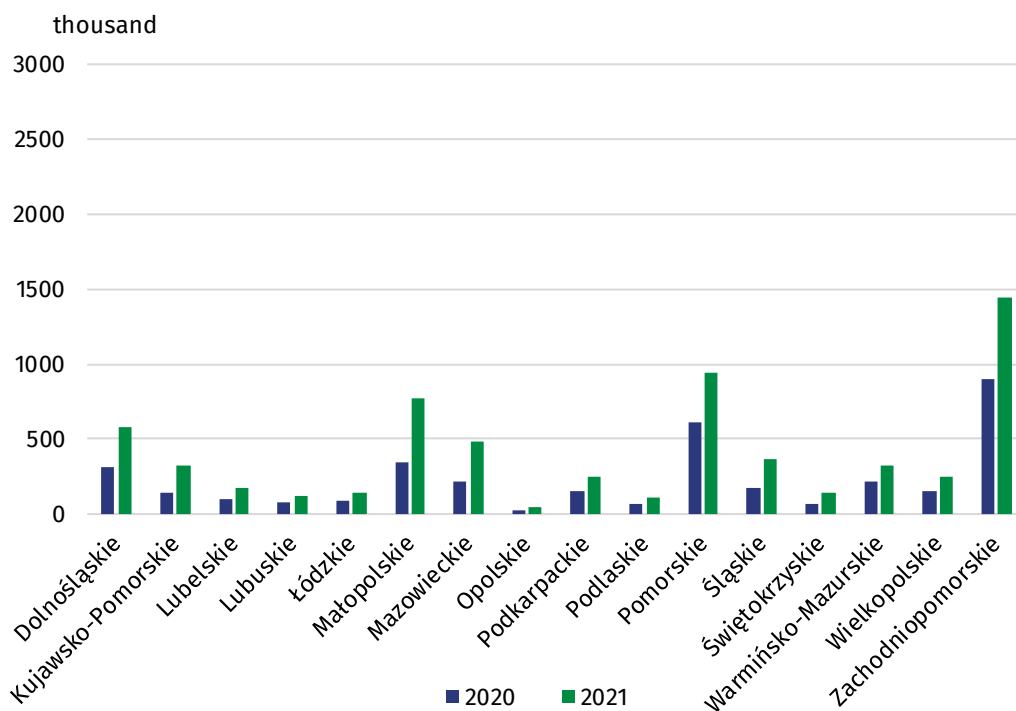
Chart 2. Tourists accommodated in June by voivodship



In June 2021, 6.5 million overnight (2.9 million more than the year before) stays were provided to tourists, including domestic tourists - 6.0 million (2.6 million more) and foreign tourists - 0.5 million (0.2 million more).

The number of overnight stays provided to domestic tourists in June 2021 increased by 78.4%

Chart 3. Overnight stays provided in tourist accommodation establishments in June by voivodship



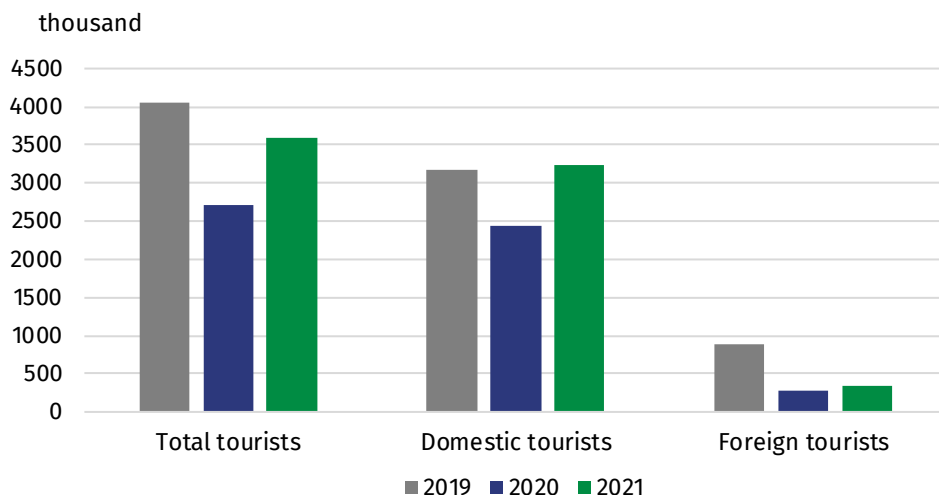
In comparison with June last year, the largest increase in the number of overnight stays provided was recorded in establishments of Małopolskie Voivodship (over 2 times), whereas the smallest in Warmińsko-Mazurskie Voivodship (almost 1.5 times). The occupancy rate in the accommodation establishments was 33.3%, and compared to June 2020 it was 13.5 pp higher.

Occupancy of tourist accommodation establishments in July 2021

According to the data, in July this year, 3.6 million tourists were accommodated in tourist accommodation establishments, including 3.2 million domestic tourists and 0.4 million foreign tourists. Compared to July 2020, the total number of tourists was 32.5% higher, with 33.2% more domestic tourists and 26.0% more foreign tourists. The increase in the number of domestic tourists in July this year was also recorded compared to the same month of 2019 - there were 1.9% more visitors.

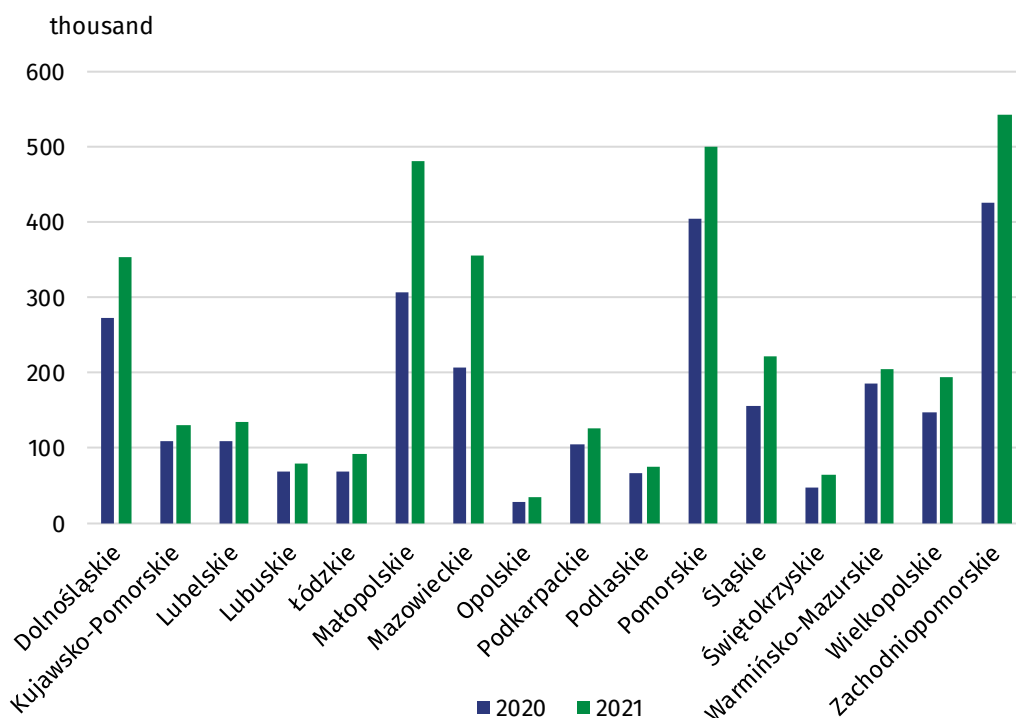
In July 2021, 1.9% more domestic tourists were accommodated in tourist accommodation establishments than in July 2019 and 33.2% more than in July 2020.

Chart 4. Tourists accommodated in July



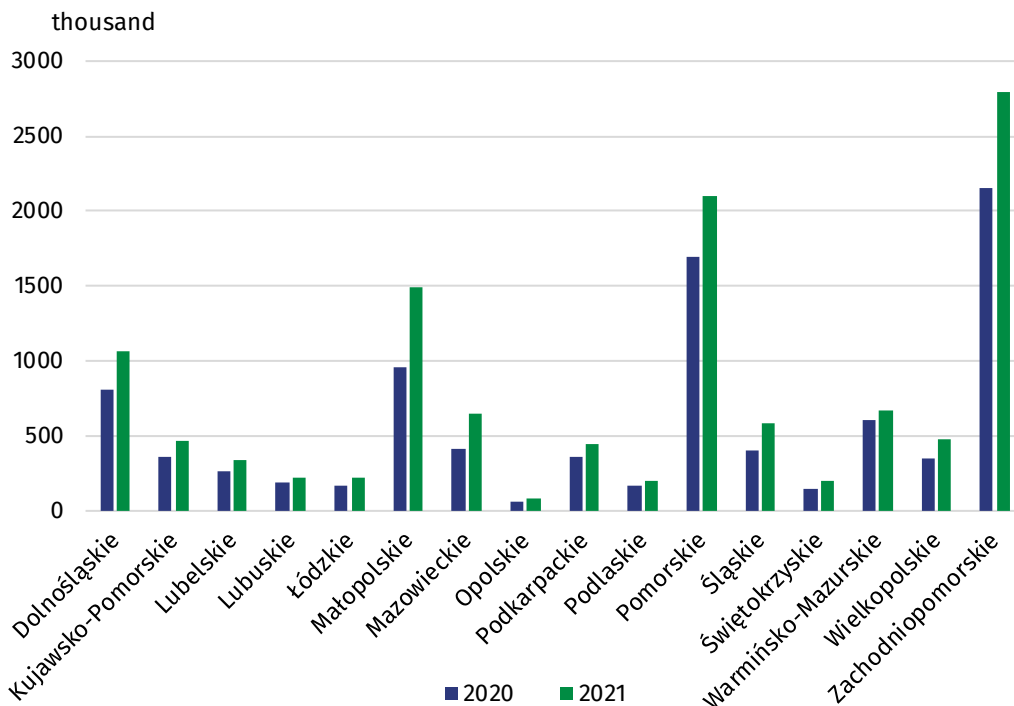
The highest number of persons were accommodated in Zachodniopomorskie Voivodship (542.9 thousand), Pomorskie Voivodship (501.0 thousand) and Małopolskie Voivodship (481.8 thousand), and the lowest in the Opolskie Voivodship (34.7 thousand). Increase in the number of tourists using accommodation establishments, compared to the corresponding month of 2020, was recorded in all voivodship, with the largest in the Mazowieckie Voivodship (by 71.8%) and the lowest in the Warmińsko-Mazurskie Voivodship (by 10.9%).

Chart 5. Tourists accommodated in July by voivodship



In July 2021, 12.0 million overnight stays were provided to tourists, 32.0% more than in the same month last year (9.1 million). Domestic tourists were provided with 11.0 million overnight stays (8.3 million in July 2020), while foreign tourists were provided with 1.0 million (0.8 million in July 2020). The highest number of overnight stays was provided in the Zachodniopomorskie Voivodship (2.8 million), Pomorskie Voivodship (2.1 million) and Małopolskie Voivodship (1.5 million), and the lowest in the Opolskie Voivodship (86.7 thousand).

Chart 6. Overnight stays provided in tourist accommodation establishments in July by voivodship



Increase in the number of overnight stays and in the number of tourists was recorded in all voivodships - the largest increase was recorded in Mazowieckie (by 58.8%) and Małopolskie Voivodships (by 55.7%). In July 2021, the occupancy rate of bed places amounted to 49.9% and it was 11.6 pp higher than in July 2020.

When quoting Statistics Poland data, please provide information: "Source of data: Statistics Poland", and when publishing calculations made on data published by Statistics Poland, please provide information: "Own study based on Statistics Poland data".

Prepared by:
Statistical Office in Rzeszów
Director Marek Cierpiat-Wolan
Office: tel. (+48 17) 853 52 10

Issued by:
**The Spokesperson for the President
of Statistics Poland**
Karolina Banaszek
Mobile: (+48) 695 255 011

Press Office

Office: tel. (+48 22) 608 34 91, 608 38 04

e-mail: obslugaprasowa@stat.gov.pl



www.stat.gov.pl/en/



[@StatPoland](https://twitter.com/StatPoland)



[@GlownyUrzadStatystyczny](https://www.facebook.com/GlownyUrzadStatystyczny)

Related information

[Accommodation establishments as of 31 July 2021 and their occupancy in the first half of 2021](#)

[Occupancy of tourist accommodation establishments in the first quarter of 2021](#)

[Occupancy of tourist accommodation establishments in Poland in April and May 2021](#)

[Occupancy of tourist accommodation establishments in Poland in February and March 2021](#)

[Occupancy of tourist accommodation establishments in Poland in January and February 2021](#)

[Tourism in 2020](#)

Data available in databases

[Local Data Bank](#)

Terms used in official statistics

[Tourist](#)

[Tourist accommodation establishment](#)

[Bed places in tourist accommodation establishments](#)

[Foreign tourists in tourist accommodation establishments](#)

[Foreign tourists in tourist accommodation establishments](#)

[Nights spent \(overnight stays\) in tourist accommodation establishments](#)

[Duration of the stay](#)

[Occupancy rate of bed places or rooms](#)