

Occupancy of tourist accommodation establishments in the first quarter of 2021

(concerns tourist accommodation establishments with 10 or more bed places)

24.06.2021

↓ 71.9%

Decrease in the number of tourists in tourist accommodation establishments compared to the first quarter of 2020

In the first three months of 2021, there was a decrease in the total number of tourists accommodated in accommodation establishments – by 71.9%, and in the number of overnight stays – by 72.8%, compared to the first quarter of 2020. At the same time, a decrease in the number of foreign tourists by 87.9% was recorded.

At the beginning of 2021, restrictions on the operation of tourist accommodation establishments introduced from mid-March 2020 in connection with the COVID-19 pandemic were still in force in Poland. The scope of these restrictions was modified depending on the current epidemiological situation.

In the first quarter of 2021, 1.6 million tourists were accommodated in tourist accommodation establishments and 4.0 million overnight stays were provided for them, i.e. 71.9% (4.0 million) and 72.8% (10.6 million) less than in the first quarter of 2020. A decrease in the number of tourists and overnight stays compared to the corresponding periods last year occurred in all months, with the largest in January – by 90.7% and 88.2% respectively. In the following months, decreases were recorded in the number of tourists accommodated – 70.7% in February and 26.0% in March, while the number of overnight stays provided was lower by 74.4% and 31.9%.

Among those who were accommodated in tourist accommodation establishments in the first quarter of 2021, the largest number of persons stayed in hotels – 1.1 million. Compared to the first quarter of 2020, this was a decrease of 71.0%, i.e. by 2.8 million. Among other types of tourist accommodation establishments, the most tourists were recorded in other hotel establishments (134.7 thousand persons), holiday centres (44.0 thousand), rooms for guests (42.5 thousand) and hostels (40.7 thousand).

In the first quarter of 2021, 1.6 million tourists were accommodated in tourist accommodation establishments

Chart 1. Tourists in tourist accommodation establishments and overnight stays

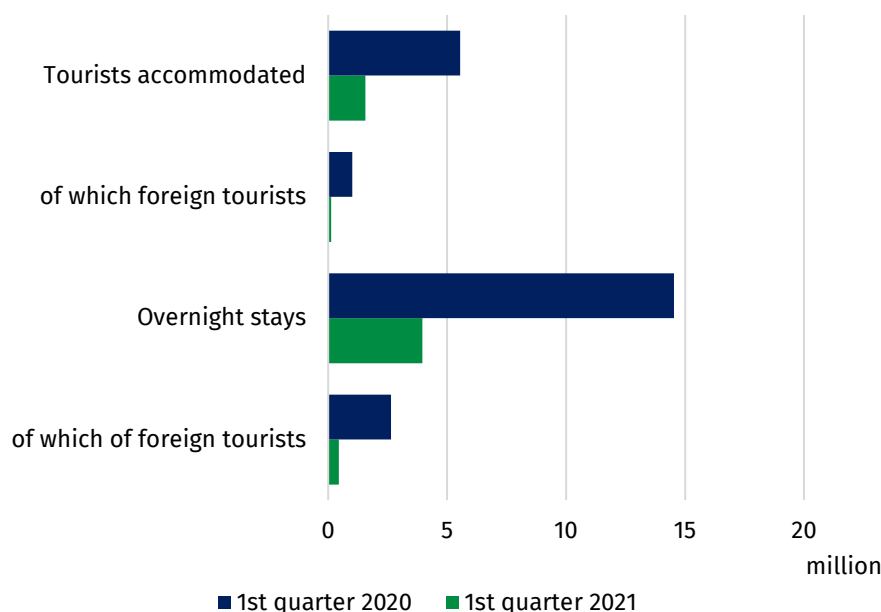


Table 1. Occupancy of tourist accommodation establishments by type of establishment in the first quarter of 2021

SPECIFICATION	Tourists accommodated		Overnight stays	
	in thousand	Q1/2020=100	in thousand	Q1/2020=100
TOTAL	1562.6	28.1	3953.5	27.2
Hotels and similar establishments	1305.5	29.1	2787.6	30.0
hotels	1129.7	29.0	2315.8	29.8
motels	13.9	42.1	25.6	44.6
boarding houses	27.1	27.4	75.0	27.8
other hotel establishments	134.7	29.8	371.3	31.5
Other establishments	257.1	24.1	1165.9	22.2
excursion hostels	5.5	41.0	17.4	33.0
shelters	8.7	27.4	16.2	27.1
youth shelters	2.0	18.9	5.3	18.6
school youth shelters	7.6	18.5	30.1	23.7
holiday centres	44.0	22.1	155.8	17.0
holiday youth centres	0.5	5.2	2.2	4.9
training-recreational centres	35.3	26.4	137.4	30.2
creative arts centres	0.9	20.1	3.6	22.3
complexes of tourist cottages	4.6	39.5	23.5	60.9
camping sites and tent camp sites	0.8	57.4	2.0	62.2
hostels	40.7	30.3	151.5	46.7
health establishments	28.2	15.1	255.7	11.9
rooms for guests	42.5	28.3	162.9	30.1
agritourism lodgings	5.9	34.5	32.5	49.5
other not classified	29.7	24.9	169.8	38.6

Compared to the same period last year, the largest decrease in the number of tourists was recorded by holiday youth centres (95%), youth shelters, school youth shelters, tent camp sites and health establishments (over 80% each).

2.3 million overnight stays were provided for tourists staying in hotels, which was 70.2% less than in the previous year. A significant number of overnight stays were also provided in

other hotel establishments (371.3 thousand) and health establishments (255.7 thousand). Over 150 thousand overnight stays were provided in holiday centres, hostels and rooms for guest, among other things.

In the total number of tourists accommodated in accommodation establishments in the first quarter of this year, foreign tourists (123.0 thousand) accounted for 7.9%, which is 8 times less than in the same period last year. 442.7 thousand overnight stays were provided for them, i.e. 83.3% less than the year before. Over 80% of foreign tourists stayed in hotels, and out of the offer of other tourist accommodation establishments, they most often chose other hotel establishments, hostels, rooms for guest and excursion hostels.

Among foreign tourists the largest number were from Ukraine (25.8 thousand) and Germany (20.8 thousand); together they accounted for almost 40% of foreign tourists. In comparison with the first quarter of last year there were 90.9% fewer tourists from Germany and 74.9% fewer from Ukraine. Taking into account foreign tourists, who have been coming to Poland in the largest numbers so far, there were 96% fewer tourists from Great Britain, 95% fewer from Russia, 89% fewer from the United States, 86% fewer from France and 82% fewer from Italy. However, the greatest reduction was seen in the number of visitors from Israel (99%). Similar relationships occurred with respect to the number of overnight stays to foreign tourists, with the exception of tourists from Ukraine, where the number of overnight stays decreased to a much lesser extent (by 47.9%) than the number of persons.

Table 2. Foreign tourists in tourist accommodation establishments by selected countries in the first quarter of 2021

SPECIFICATION	Tourists accommodated		Overnight stays provided	
	in thousand	Q1/2020=100	in thousand	Q1/2020=100
Total	123.0	12.1	442.7	16.7
of which				
Belarus	4.4	15.9	14.4	30.9
Czechia	5.4	23.5	11.3	24.6
France	4.3	13.7	9.3	13.9
Spain	2.4	13.8	6.5	16.7
The Netherlands	4.6	19.7	8.8	18.4
Israel	0.2	1.2	0.5	1.1
Lithuania	5.2	23.3	7.0	22.1
Germany	20.8	9.1	51.6	6.7
Russia	3.2	5.1	6.7	6.0
Slovakia	1.7	9.2	4.3	10.6
United States of America	4.6	11.2	12.4	13.9
Ukraine	25.8	25.1	189.5	52.1
United Kingdom	4.9	4.1	11.7	4.0
Italy	5.7	17.9	18.0	22.7

In the total number of foreign tourists, tourists from Ukraine accounted for 21%, from Germany - 17%, from Italy - 5%.

In the first quarter of this year, most tourists were accommodated in tourist accommodation establishments in the following voivodships: Mazowieckie Voivodship (234.0 thousand) Małopolskie Voivodship (222.9 thousand) and Dolnośląskie Voivodship (199.1 thousand), and compared to the same period of 2020, there were fewer tourists by 73.5%, 77.6% and 71.2% respectively.

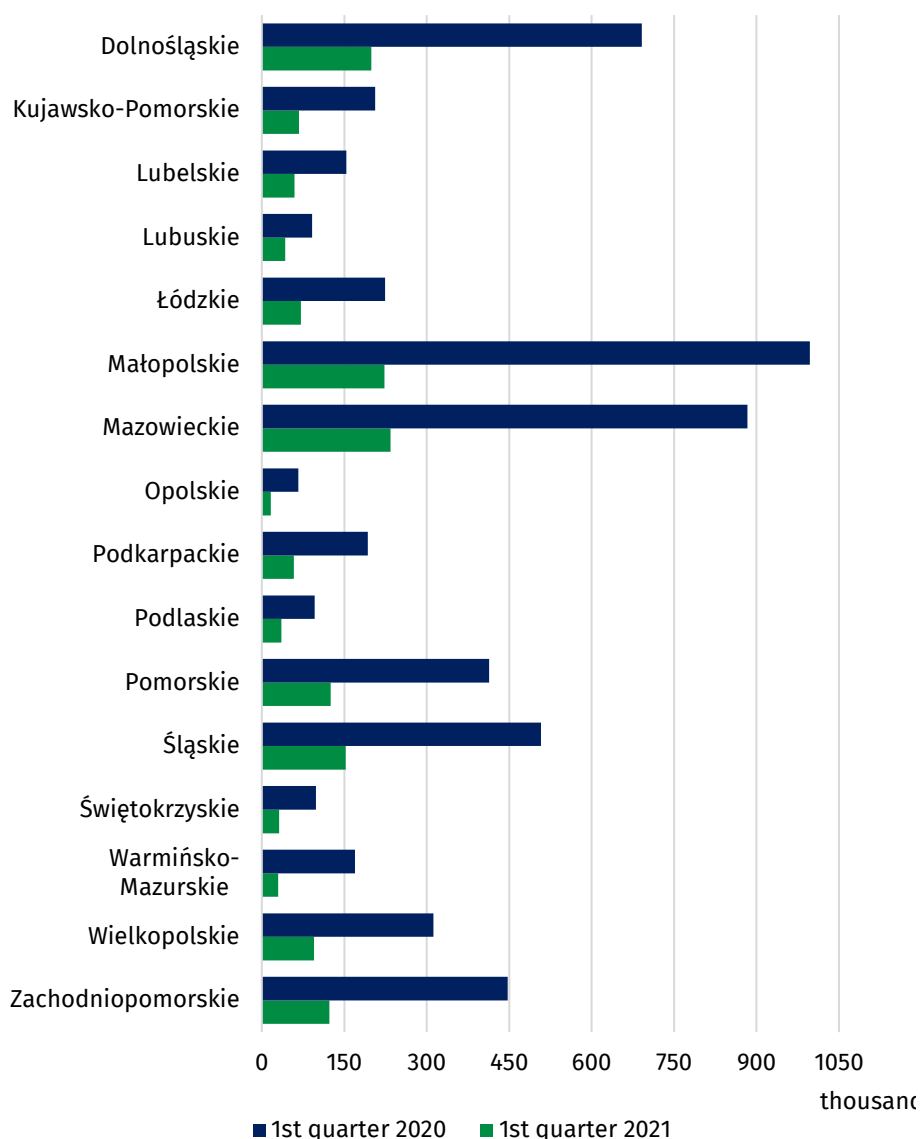
The tourist accommodation establishments of the above-mentioned voivodships were also the most popular among foreign tourists. In Mazowieckie Voivodship 29.6 thousand foreigners were accommodated, which constituted 24.1% of the total number of foreign tourists, in Małopolskie Voivodship - 11.1 thousand (i.e. 9.0%) and in Dolnośląskie Voivodship 17.8 thousand (i.e. 14.5%).

Decreases in the number of tourists as compared to the first quarter of last year were noted in all the voivodships, with the lowest one in Lubuskie Voivodship - by 54% and the highest in Warmińsko-Mazurskie Voivodship (by 82%), where a regional lockdown was announced at the end of February and the beginning of March due to high incidence of COVID-19.

In the period from January to March 2021, the largest number of overnight stays – 634.8 thousand (16% of the total) were provided in Małopolskie Voivodship and in following voivodships: Mazowieckie (508.2 thousand – 13%) and Dolnośląskie Voivodships (473.3 thousand – 12%).

The largest number of tourists were accommodated in tourist accommodation establishments in Mazowieckie and Małopolskie Voivodships

Chart 2. Tourists accommodated



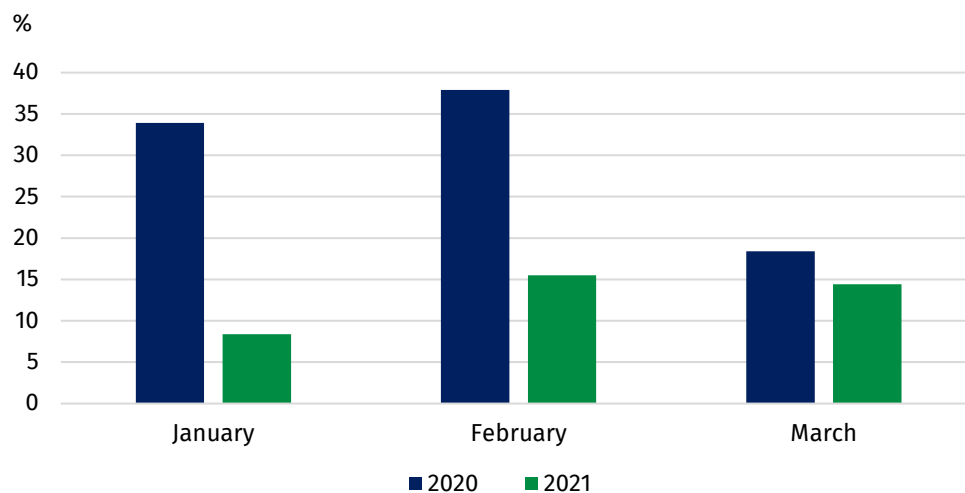
A decrease in the number of overnight stays occurred in all 16 voivodships, as compared to the same period of the previous year

Table 3. Occupancy of tourist accommodation establishments by voivodship in the first quarter of 2021

SPECIFICATION a - thousand b – corresponding period 2020=100		Tourists accommodated			Overnight stays		
		01	02	03	01	02	03
POLAND	a	213.1	697.4	652.0	695.5	1 587.9	1 670.1
	b	9.3	29.3	74.0	11.8	25.6	68.1
Dolnośląskie	a	25.6	95.6	77.8	76.7	211.9	184.7
	b	8.9	32.3	72.9	10.2	25.2	64.9
Kujawsko-Pomorskie	a	9.5	25.2	32.7	34.9	57.4	116.3
	b	11.6	28.7	91.2	12.2	18.3	70.3
Lubelskie	a	8.1	24.7	26.4	20.9	47.1	58.5
	b	12.9	36.7	110.7	16.2	34.3	90.8
Lubuskie	a	8.3	15.8	18.2	24.7	38.3	42.4
	b	21.0	43.1	117.7	35.3	53.8	110.3
łódzkie	a	11.3	26.6	33.0	45.8	64.1	77.1
	b	12.0	28.0	93.0	24.0	37.1	95.4
Małopolskie	a	20.1	112.9	90.0	79.5	294.0	261.3
	b	4.6	26.3	67.9	6.3	23.0	69.7
Mazowieckie	a	40.1	97.2	96.7	113.3	191.5	203.5
	b	10.8	26.7	64.8	17.3	29.5	65.5
Opolskie	a	2.3	6.8	7.1	8.5	14.9	16.0
	b	8.9	24.8	55.9	15.1	22.5	59.0
Podkarpackie	a	7.9	24.0	26.6	27.7	50.2	66.4
	b	9.6	29.1	95.5	11.6	21.5	67.6
Podlaskie	a	4.9	14.6	15.8	12.1	29.0	33.1
	b	12.2	36.6	101.8	17.3	41.3	103.1
Pomorskie	a	15.3	63.0	47.0	54.2	138.1	114.0
	b	9.1	35.4	68.6	12.7	31.1	61.0
Śląskie	a	23.5	67.1	61.8	75.3	162.6	157.2
	b	11.0	31.6	76.3	14.0	30.5	81.1
Świętokrzyskie	a	3.9	14.2	13.5	13.6	37.6	43.6
	b	10.5	33.1	73.3	10.9	27.1	58.4
Warmińsko-Mazurskie	a	3.7	19.6	6.4	10.6	39.7	16.1
	b	5.3	26.5	25.2	6.6	25.1	29.4
Wielkopolskie	a	15.2	38.3	41.5	45.0	76.9	86.6
	b	13.0	27.6	73.4	21.6	30.6	76.6
Zachodniopomorskie	a	13.5	51.9	57.5	52.7	134.7	193.3
	b	8.1	25.3	75.5	7.4	16.0	55.0

In the first quarter of 2021, the occupancy rate of bed places in all tourist accommodation establishments was 13.1% and was lower compared to the first quarter of last year by 17.8 pp. The lowest occupancy rate was in January – 8.4%, and in the following months of the quarter the occupancy rate almost doubled.

Chart 3. Occupancy rate of bed places in the first quarter



When quoting Statistics Poland data, please provide information : "Source of data: Statistics Poland", and when publishing calculations made on data published by Statistics Poland, please include the following disclaimer: "Own study based in figures from statistics Poland".

Prepared by:

Statistical Office in Rzeszów
Director Marek Cierpiat-Wolan

Office: tel. (+48 17) 853 52 10

Issued by:

The Spokesperson for the President
of Statistics Poland

Karolina Banaszek

Mobile: (+48) 695 255 011

Press Office

Office: tel. (+48 22) 608 34 91, 608 38 04

e-mail: obslugaprasowa@stat.gov.pl



www.stat.gov.pl/en/



[@StatPoland](https://twitter.com/StatPoland)



[@GlownyUrzadStatystyczny](https://www.facebook.com/GlownyUrzadStatystyczny)

Related information

[Tourism in 2019](#)

Data available in databases

[Local Data Bank](#)

Terms used in official statistics

[Tourist](#)

[Tourist accommodation establishment](#)

[Bed places in tourist accommodation establishments](#)

[Nights spent \(overnight stays\) in tourist accommodation establishments.](#)

[Duration of stay](#)

[Occupancy rate of bed places or rooms](#)