

Occupancy of tourist accommodation establishments in the first quarter of 2020

(concerns tourist accommodation establishments with 10 or more bed places)

24.06.2020

 **17.3 %**

Decrease in the number of tourists in tourist accommodation establishments compared to the first quarter of 2019

In the first three months of 2020, there was a decrease in the total number of tourists accommodated in accommodation establishments - by 17.3%, and in the number of overnight stays - by 13.6%, compared to the first quarter of 2019. At the same time, a decrease in the number of foreign tourists by 21.8% was recorded.

In the first quarter of 2020, 5.6 million tourists were accommodated in tourist accommodation establishments and 14.5 million overnight stays were provided for them, i.e. 17.3% (1.2 million) and 13.6% (2.3 million) less than in the corresponding period of the previous year, respectively.

In the first two months of the quarter, there were increases in both the number of tourists and the number of overnight stays, compared to the same periods in 2019. In January, the increase in the number of tourists was 7.9% and in the number of overnight stays 8.4%, while in February there were increases of 8.7% and 8.3% respectively. In March, the number of tourists accommodated in tourist accommodation establishments fell by 63.3% and the number of overnight stays by 56.7%. Larger decreases were recorded for foreign tourists, whose number in March 2020 was lower by 69.1%, with the number of overnight stays lower by 63.8%, compared to March last year.

The decrease in the number of persons accommodated in tourist accommodation establishments (and in the number of overnight stays) was influenced by the restrictions on the operation of accommodation establishments and movement of people introduced in mid-March in connection with the COVID-19 pandemic.

Among those who were accommodated in tourist accommodation establishments in the first quarter of 2020, the largest number of persons stayed in hotels - 3.9 million. Compared to the first quarter of 2019, this was a decrease of 17.9%, i.e. by 852.4 thousand. Among other types of tourist accommodation establishments, the most tourists were recorded in holiday centres (199.1 thousand persons) and health establishments (187.4 thousand).

In comparison with the same quarter of last year, the number of tourists accommodated in holiday centres was lower by 15.0%, and in health establishments by 6.1%. The greatest decrease in the number of tourists was recorded in motels, excursion hostels, youth hostels (about 30% each).

7.8 million overnight stays were provided for tourists staying in hotels, i.e. 14.7% less than a year ago. A significant number of overnight stays were also provided in health establishments (2.1 million), other hotel establishments (1.2 million) and holiday centres (917.5 thousand).

The most significant decrease was observed in the number of overnight stays to tourists in youth hostels and holiday youth centres.

In the first quarter of 2020, 5.6 million tourists were accommodated in tourist accommodation establishments

The number of overnight stays the first quarter of 2020 decreased by 13.6% compared to the previous year

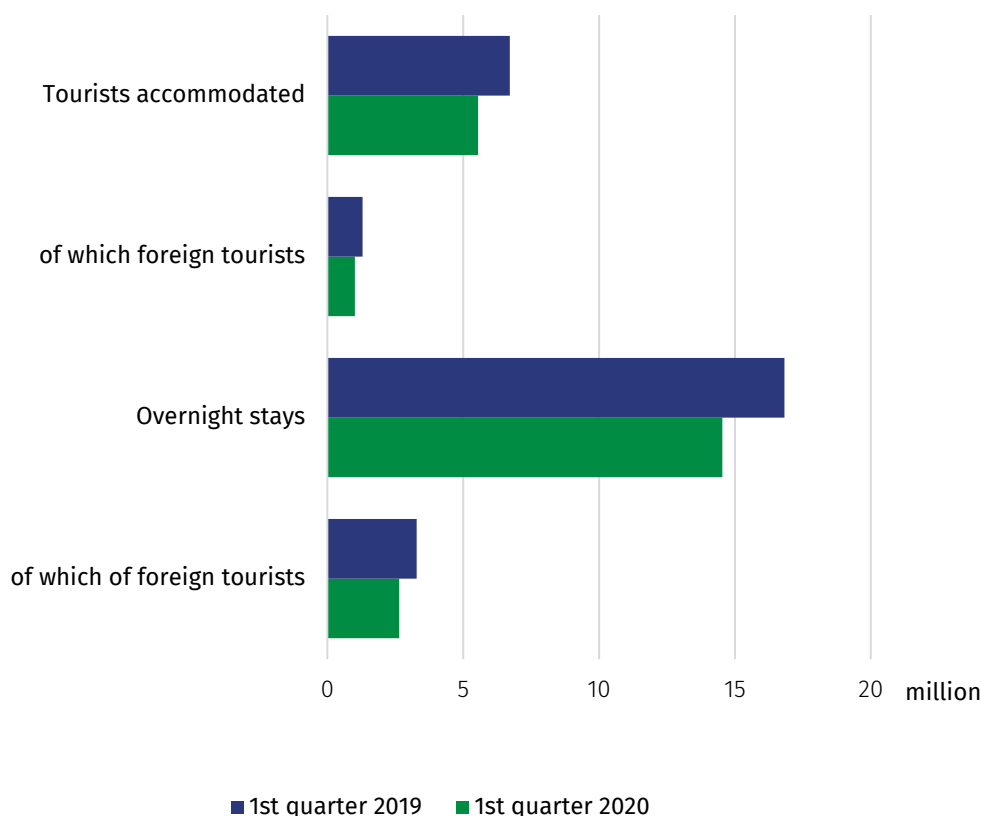
Table 1. Occupancy of tourist accommodation establishments by type of establishment in the first quarter of 2020

SPECIFICATION	Tourists accommodated		Overnight stays	
	in thousand	Q1 2019=100	in thousand	Q1 2019=100
OGÓŁEM	5551.2	82.7	14540.0	86.4
Hotels and similar establishments	4484.6	82.4	9282.0	85.9
hotels	3900.9	82.1	7776.8	85.3
motels	33.0	70.0	57.4	78.1
boarding houses	98.9	84.7	269.9	85.8
other hotel establishments	451.8	85.8	1177.9	90.9
Other establishments	1066.6	84.0	5258.0	87.4
excursion hostels	13.5	68.8	52.9	84.0
shelters	31.7	94.6	60.0	101.5
youth shelters	10.6	66.3	28.5	74.8
school youth shelters	41.2	79.6	127.4	86.8
holiday centres	199.1	85.0	917.5	85.7
holiday youth centres	10.1	78.3	45.8	76.5
training-recreational centres	133.8	77.4	455.0	86.2
creative arts centres	4.7	75.4	16.2	80.2
complexes of tourist cottages	11.7	87.1	38.6	79.4
camping sites and tent camp sites	1.4	47.5	3.1	46.4
hostels	134.5	85.6	324.0	91.3
health establishments	187.4	93.9	2142.5	87.4
rooms for guests	150.4	91.8	540.8	95.4
agritourism lodgings	17.0	80.7	65.7	78.9
other not classified	119.5	72.7	440.0	85.0

In the total number of tourists accommodated in accommodation establishments in the first quarter of this year, foreign tourists (1.0 million) accounted for 18.3%, which is 21.8% less than in the same period last year. 2.6 million overnight stays were provided for them, i.e. 19.4% less than the year before.

Over 80% of foreign tourists stayed in hotels, and most often they chose other hotel establishments, hostels, guest rooms and holiday centres.

Chart 1. Tourists in tourist accommodation establishments and overnight stays



As in previous periods, most tourists came to Poland from Germany (230 thousand), United Kingdom (119 thousand), Ukraine (103 thousand) and Russia (63 thousand). Compared to the first quarter of last year, among the countries mentioned above, there were 23.7% fewer tourists from Germany, 9.3% from United Kingdom, 17.5% from Ukraine, and 2.1% from Russia. However, the most significant decreases were recorded for visitors from Israel (by 52%), Italy (by 43%) as well as France and Spain (around 30% each).

Similar relationships occurred with respect to the number of overnight stays to foreign tourists, with the exception of tourists from Ukraine, where the number of overnight stays decreased to a much lesser extent (by 4.6%) than the number of persons.

In the total number of foreign tourists, tourists from Germany constituted 23%, tourists from United Kingdom 12% and from Ukraine 10%

Table 2. Foreign tourists in tourist accommodation establishments by selected countries in the first quarter of 2020

SPECIFICATION	Foreign tourists		Overnight stays provided for foreign tourists	
	in thousand	Q1 2019=100	in thousand	Q1 2019=100
Total	1015.1	78.2	2646.7	80.6
of which				
Belarus	27.5	80.7	46.7	90.8
Czechia	22.9	87.2	46.1	97.5
France	31.0	70.9	67.1	70.4
Spain	17.5	70.8	38.8	73.8
The Netherlands	23.2	78.4	48.0	78.1
Israel	20.6	48.0	48.0	51.2
Lithuania	22.3	84.2	31.9	84.0
Germany	229.9	76.3	765.7	76.0
Norway	23.0	84.0	58.0	85.3
Russia	62.8	97.9	111.6	98.9
Slovakia	18.9	91.5	40.4	99.6
United States of America	41.0	77.5	89.3	75.0
Sweden	20.6	72.9	46.9	72.2
Ukraine	103.0	82.5	363.5	95.4
United Kingdom	119.4	90.7	292.4	90.9
Italy	31.7	56.8	79.5	58.3

In the first quarter of this year, most tourists visited the following voivodships: Małopolskie Voivodship (997.3 thousand) and Mazowieckie Voivodship (883.4 thousand), and compared to the same period of 2019, there were fewer tourists by 12.4% and 21.5% respectively. In the above-mentioned voivodships the tourist accommodation establishments were also the most popular among foreign tourists: in Małopolskie Voivodship - 237.7 thousand, which constituted 23.4% of the total number of foreign tourists, and in Mazowieckie Voivodship - 216.5 thousand, i.e. 21.3%.

The largest number of tourists were accommodated in tourist accommodation establishments in Małopolskie and Mazowieckie Voivodships

Decreases in the number of tourists as compared to the first quarter of last year were noted in all the voivodships, with the lowest one Pomorskie Voivodship - by 11%. The number of tourists decreased the most in Łódzkie Voivodship (by 27%) and in Świętokrzyskie and Wielkopolskie Voivodships (24% each).

In the period from January to March 2020, the largest number of overnight stays - 2.9 million (20% of the total) was provided in Małopolskie Voivodship and in following voivodships: Zachodniopomorskie and Dolnośląskie Voivodships (1.9 million - 13% each) and Mazowieckie Voivodship (1.6 - 11%). The lowest number of overnight stays was provided in Opolskie Voivodship (149.6 thousand), Podlaskie Voivodship (172.4 thousand) and Lubuskie Voivodship (179.7 thousand).

Chart 2. Tourists accommodated

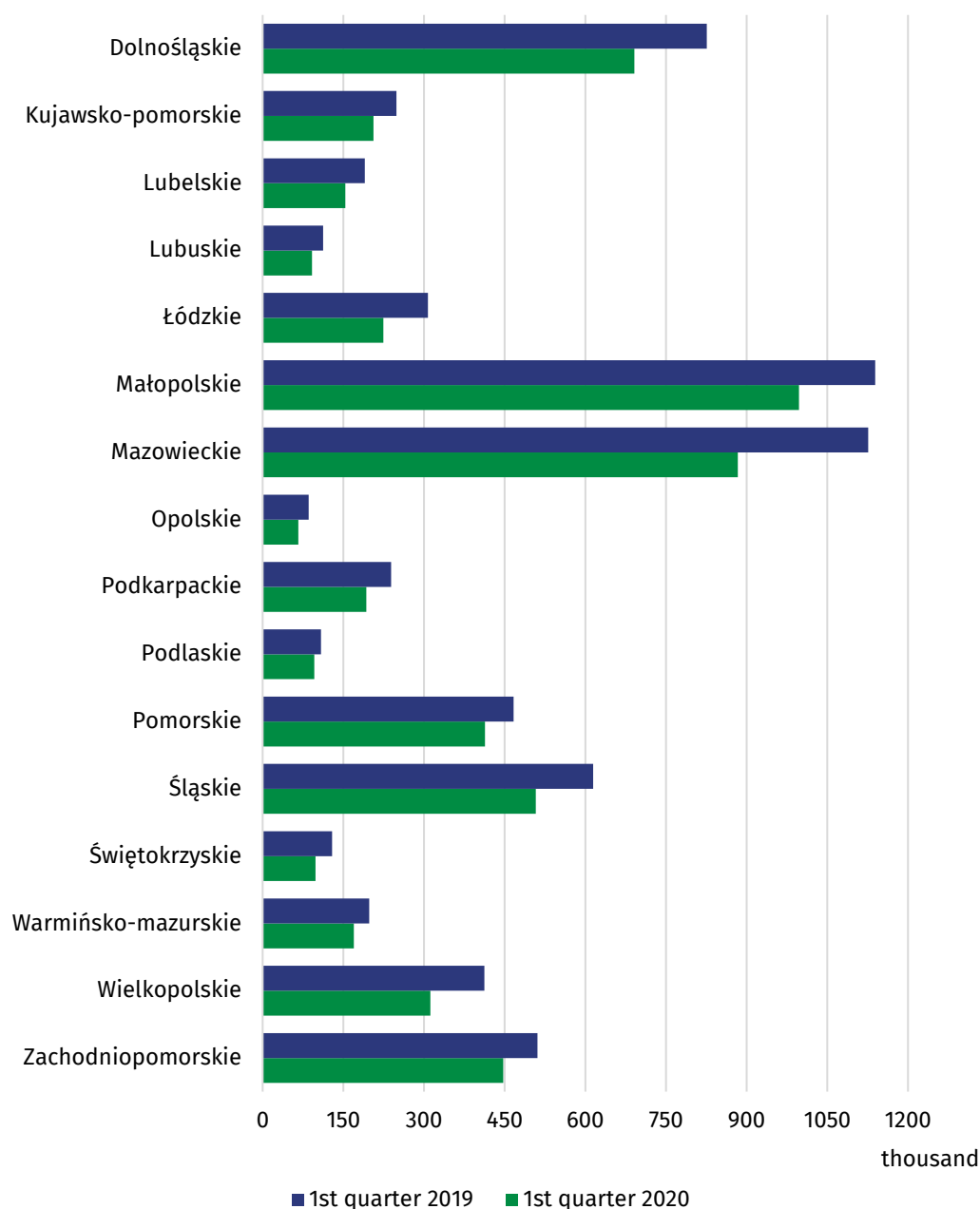


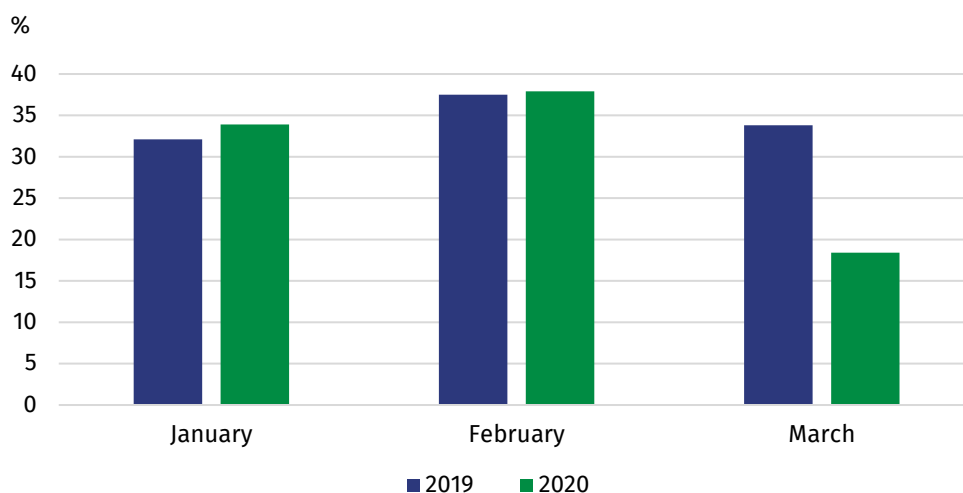
Table 3. Occupancy of tourist accommodation establishments by voivodship in the first quarter of 2020

	a - thousand b – corresponding period 2019=100	Tourists accommodated			Overnight stays		
		I	II	III	I	II	III
POLAND	a	2291.5	2378.4	881.4	5889.0	6199.5	2451.5
	b	107.9	108.7	36.7	108.4	108.3	43.3
Dolnośląskie	a	287.9	296.5	106.8	751.0	840.4	284.7
	b	101.7	110.3	39.0	101.0	114.4	45.0
Kujawsko-Pomorskie	a	82.3	88.0	35.8	285.8	312.6	165.5
	b	107.4	110.5	38.7	104.2	106.3	48.8
Lubelskie	a	62.6	67.2	23.9	128.7	137.2	64.4
	b	114.0	109.3	32.4	112.9	107.2	43.9
Lubuskie	a	39.6	36.7	15.4	70.2	71.1	38.5
	b	111.3	105.6	36.6	107.2	107.8	52.1
łódzkie	a	94.1	94.8	35.5	190.6	172.9	80.9
	b	103.8	95.8	30.2	111.2	91.0	37.2
Małopolskie	a	435.1	429.6	132.6	1270.4	1280.2	375.2
	b	118.0	110.6	34.8	114.4	108.4	39.8
Mazowieckie	a	369.9	364.3	149.2	653.4	649.9	310.6
	b	104.9	105.0	35.0	105.0	108.5	42.4
Opolskie	a	26.0	27.4	12.8	56.3	66.3	27.1
	b	103.8	98.4	39.2	94.8	104.0	42.5
Podkarpackie	a	82.5	82.4	27.8	239.5	233.8	98.4
	b	104.3	106.1	34.0	109.6	102.9	45.3
Podlaskie	a	40.5	39.9	15.5	70.1	70.2	32.1
	b	117.5	114.0	39.7	111.2	109.2	48.6
Pomorskie	a	166.8	178.2	68.5	426.9	444.4	186.8
	b	119.4	116.8	39.3	120.2	114.7	44.7
Śląskie	a	214.1	212.7	81.1	539.5	532.2	193.8
	b	104.4	102.0	40.4	109.9	98.8	44.2
Świętokrzyskie	a	37.1	42.8	18.4	125.0	138.5	74.7
	b	95.9	108.0	36.1	97.8	105.9	51.2
Warmińsko-Mazurskie	a	70.4	73.8	25.4	160.1	158.0	54.7
	b	116.3	106.5	37.2	115.3	98.9	41.0
Wielkopolskie	a	116.7	138.8	56.5	208.8	251.1	113.1
	b	94.1	105.2	36.1	97.5	109.8	42.6
Zachodniopomorskie	a	166.0	205.2	76.2	712.6	840.8	351.1
	b	107.0	123.7	40.1	107.7	115.0	42.1

A decrease in the number of overnight stays occurred in all 16 voivodships, compared to the same period of the previous year

In the period from January to March 2020, the occupancy rate of bed places¹ in all tourist accommodation establishments was 30.9% and was lower compared to the first quarter of last year by 3.5 pp. In January and February this year, this rate was 33.9% and 37.9% respectively and was higher than in the corresponding periods of 2019 by 1.8 pp and 0.4 pp. In March this year, the occupancy rate of bed places decreased significantly and amounted to 18.4% compared to 33.8% a year ago.

Chart 3. Occupancy rate of bed places in the first quarter



When quoting Statistics Poland data, please provide information: "Source of data: Statistics Poland", and when publishing calculations made on data published by Statistics Poland, please include the following disclaimer: "Own study based on figures from Statistics Poland".

¹ The occupancy rate of bed places – given in percentage - results from the comparison of overnight stays with the nominal number of bed places.

Prepared by:
Statistical Office in Rzeszów
Director Marek Cierpiat-Wolan
Office: tel. (+48 17) 853 52 10

Issued by:
**The Spokesperson for the President
of Statistics Poland**
Karolina Banaszek
Mobile: (+48) 695 255 011

Press Office

Office: tel. (+48 22) 608 34 91, 608 38 04

e-mail: obslugaprasowa@stat.gov.pl



www.stat.gov.pl/en/



[@StatPoland](https://twitter.com/StatPoland)



[@GlownyUrzadStatystyczny](https://www.facebook.com/GlownyUrzadStatystyczny)

Related information

[Tourism in 2018](#)

Data available in databases

[Local Data Bank](#)

Terms used in official statistics

[Tourist](#)

[Tourist accommodation establishment](#)

[Bed places in tourist accommodation establishments](#)

[Nights spent \(overnight stays\) in tourist accommodation establishments.](#)

[Duration of the stay](#)

[Occupancy rate of bed places or rooms](#)