

Activity of centres of culture, cultural establishments, cultural centres, clubs and community centres in 2021

08.06.2022

↑ 29.5%

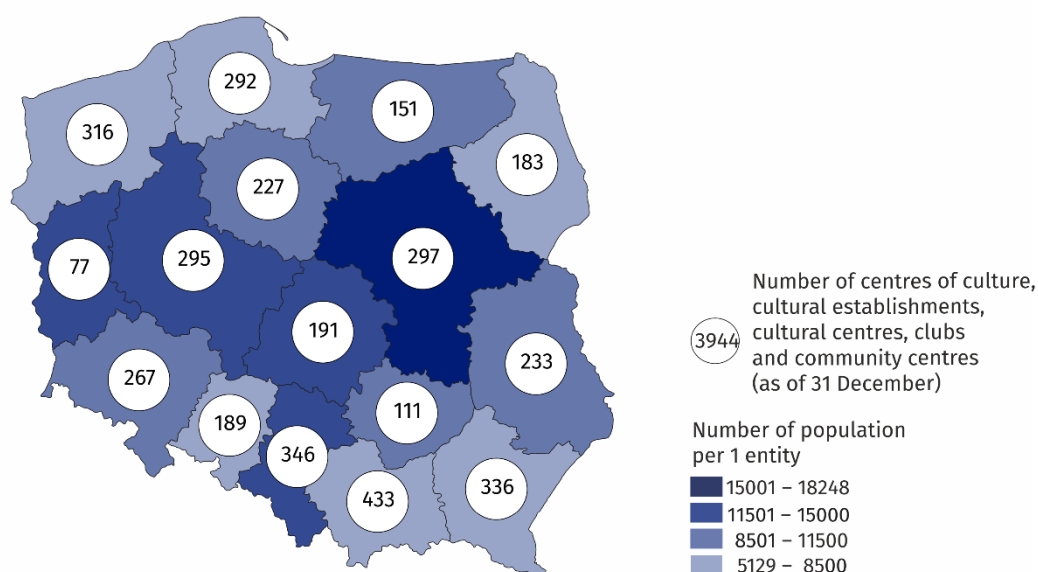
Increase in the number of events organised by centres of culture, cultural establishments, cultural centres, clubs and community centres in comparison to 2020

As of the end of 2021, there were 3944 operating centres of culture, cultural establishments, cultural centres, clubs and community centres. During the year entities organised 156.6 thousand events, in which took part 18.3 million participants.

In 2021, due to the ongoing state of epidemic in Poland, cultural entities continued to operate under the conditions of temporary constraints. The restrictions on the activity of cultural entities had different scope and forms, but were less restrictive compared to the previous year.

Most centres of culture, cultural establishments, cultural centres, clubs and community centres were operating in Małopolskie Voivodship (433), and the least in Lubuskie Voivodship (77). Taking into account the type of entities, most numerous group constituted community centres (33.3% of the total number of entities), whereas the least numerous were clubs (7.2%). Most of the entities (61.6%) were located in the countryside.

Map 1. Centres of culture, cultural establishments, cultural centres, clubs and community centres in 2021



11.0% of the total number of entities were operating in Małopolskie Voivodship

The prevalent part of centres of culture, cultural establishments, cultural centres, clubs and community centres (93.5%) belonged to the public sector. Local government units at the level of gmina played dominant role organising the activity of 90.4% of all public entities.

Centres of culture, cultural establishments, cultural centres, clubs and community centres organised a total of 156.6 thousand events, in which 18.3 million people took part. The largest number of events (60.9 thousand) was organised by cultural centres, and the least – by clubs (10.3 thousand). Compared to 2020, both the number of organised events and the number of participants increased (by 29.5% and 36.7%, respectively).

Workshops were most frequently organised (27.6% of the total number of events). On average 117 people took part in 1 event. Festivals and artistic reviews were the most numerous in this respect – on average 580 people attended 1 event.

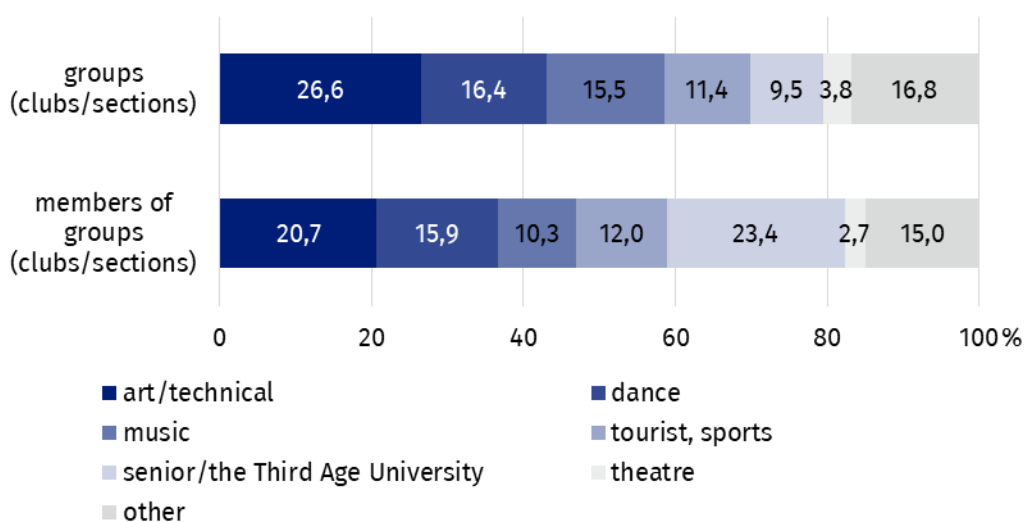
In 2021, 36.2% of centres of culture, cultural establishments, cultural centres, clubs and community centres conducted online cultural activities and shared 22.3 thousand events and 1.6 thousand courses.

As of the end of 2021, 21.9 thousand various types of groups (clubs/sections) were operating in centres of culture, cultural establishments, cultural centres, clubs and community centres, gathering 386.4 thousand members. In the form of groups (clubs/sections) mostly were organised art and technical classes (5.8 thousand). The largest number of participants gathered senior clubs and The Third Age Universities (90.5 thousand people).

In 2021 entities conducted a total of 4.9 thousand courses. 69.3 thousand people obtained the graduated status of the course (an increase of 6.8% in comparison to 2020). Mostly were conducted courses related to learning to play the instruments (25.7% of the total number of courses) and foreign language courses (19.8%).

Chart 1. The structure of groups (clubs, sections) and their participants in centres of culture, cultural establishments, cultural centres, clubs and community centres in 2021

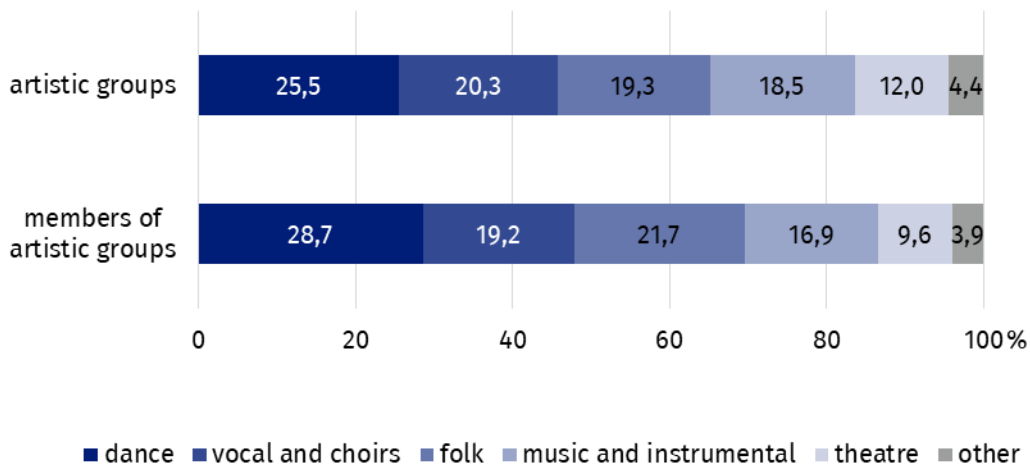
As of 31 December



As of the end of 2021, 13.8 thousand artistic groups were operating in centres of culture, cultural establishments, cultural centres, clubs and community centres, among which most numerous were dance groups (3.5 thousand). From the total number of 226.9 thousand artistic groups participants, 63.2% were school children and youth. Every fifth artistic groups participants was person above 60 years old.

Chart 2. The structure of artistic groups and their participants in centres of culture, cultural establishments, cultural centres, clubs and community centres in 2021

As of 31 December



In the case of quoting data from the Statistics Poland, please provide information: "Statistics Poland data source", and in the case of publishing calculations made on data published by the Statistics Poland, please provide information: "Own study based on Statistics Poland data".







Prepared by:
Statistical Office in Kraków
Director Agnieszka Szlubowska
Phone: (+48 12) 420 40 50

Issued by:
**The Spokesperson for the President
of Statistics Poland**
Karolina Banaszek
Phone: (+48) 695 255 011

Press Office

Phone: (+48 22) 608 38 04

e-mail: obslugaprasowa@stat.gov.pl

-  stat.gov.pl/en/
-  [@StatPoland](https://twitter.com/StatPoland)
-  [@GlownyUrzadStatystyczny](https://www.facebook.com/GlownyUrzadStatystyczny)
-  [gus_stat](https://www.instagram.com/gus_stat)
-  [glownyurządstatystycznygus](https://www.youtube.com/glownyurządstatystycznygus)
-  [glownyurządstatystyczny](https://www.linkedin.com/company/glownyurządstatystyczny)

Related information

[Culture in 2020](#)

[Activity of centres of culture, cultural centres and establishments, clubs and community centres in 2020](#)

Terms used in official statistics

[Cultural establishment](#)

[Show \(event\)](#)

[Club](#)

[Group in cultural institution](#)

[Unit's organiser](#)

[Cultural centre](#)

[Performance hall](#)

[Community centre](#)

[Event participant](#)