

Financial results of cultural institutions in the period January–September 2022

22.12.2022


20.2%

Total revenue increase y/y

In the first three quarters of 2022 financial results of cultural institutions increased in comparison to results obtained in the corresponding period of the previous year. Total revenues increased by 20.2% during this period. Investment outlays increased by 25.8%.

Total revenues of cultural institutions in the first three quarters of 2022 were higher by 20,2% than revenues generated in the previous year and amounted to PLN 8,959.2 million. In the structure of these revenues, 91.7% were net revenues from sales of products, goods and materials, 8.1% - other operating revenues and 0.2% - financial revenues. More than 25.0% of total revenues were generated by cultural institutions from Mazowieckie Voivodship.

On average, total revenue per 1 cultural institution amounted to PLN 1,901.8 thousand. The highest revenues per 1 unit were achieved by cultural institutions in Mazowieckie Voivodship – PLN 3,512.2 thousand, while the lowest in Lubelskie Voivodship - PLN 911.3 thousand.

National cultural institutions in the first three quarters of 2022, achieved total revenues of PLN 1 722.7 million, while revenues of local government units amounted to PLN 7,236.5 million.

Total costs during the period considered were higher by 22.4% than in the previous year and amounted to 8 513.5 million PLN. The structure of these costs was composed of: operating costs (98.2%), other operating costs (1.7%), financial costs (0.1%). More than 25.0% of the total costs were incurred by cultural institutions from Mazowieckie voivodship.

Total revenues of gminas local cultural institutions in the first three quarters of 2022 amounted to PLN 5,153.6 million

Table 1. Financial results of cultural institutions

Specification	01-09. 2021	01-09. 2022	01-09. 2021=100
	in PLN millions		
Total revenues	7,452.3	8,959.2	120.2
Total costs	6,952.7	8,513.5	122.4
Gross financial result	499.7	445.7	89.2
Net financial result	498.7	444.3	89.1
Net profit	556.0	542.8	97.6
Net loss	57.3	98.5	171.9
Investment outlays	784.7	987.2	125.8
Outlays on intangible fixed assets	28.0	15.4	55.0

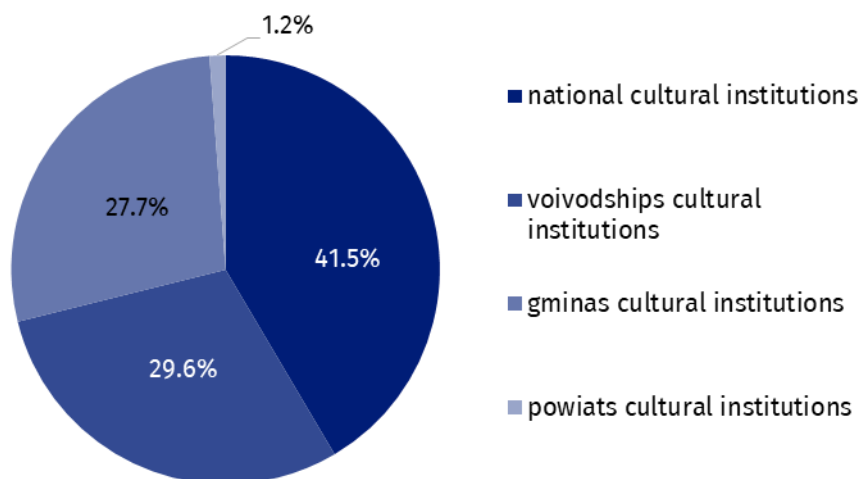
Gross financial result amounted to PLN 445.7 million (profit PLN 543.9 million, loss PLN 98.2 million). Net financial result amounted to PLN 444.3 million (PLN 498.7 million in the previous year), with a simultaneous decrease of net profit (by 2.4%) and increase of net loss (by 71.9%).

In the first three quarters of 2022 the investment outlays of cultural institutions were higher by 25.8% than in the previous year and amounted to PLN 987.2 million. Almost 27.0% share in investment outlays had cultural institutions in Mazowieckie voivodship.

Investment outlays incurred by local government cultural institutions amounted to PLN 577.3 million, i.e 58.5% of the total amount of investment outlays.

Net financial result of cultural institution in the first three quarters of 2022 amounted to PLN 444.3 million

Chart 1. The structure of investment outlays of cultural institutions by legal forms in the first three quarters of 2022



Outlays on intangible fixed assets decreased in comparison to the same period of the previous year by 45.0% and amounted to PLN 15.4 million. The largest outlays (53,2%) were incurred by cultural institutions from Mazowieckie voivodship.

Table 2. Total revenues and total costs of cultural institutions by selected divisions and classes of PKD classification in the first three quarters of 2022

Specification	Number of cultural institutions	Total revenues	Total costs
		in PLN millions	
Grand total	4,711	8,959.2	8,513.5
local government units property	4,637	7,236.5	6,948.9
government property	74	1,722.7	1,564.6
of which:			
creative, arts and entertainment activities	2,329	5,413.9	5,200.9
of which:			
performing arts activities	152	1,597.4	1,575.3

Table 2. Total revenues and total costs of cultural institutions by selected divisions and classes of PKD classification in the first three quarters of 2022 (cont.)

Specification	Number of cultural institutions	Total revenues	Total costs
		in PLN millions	
operation of arts facilities	2,166	3,682.3	3,489.1
libraries, archives, museums and other cultural activities	2,376	3,416.0	3,187.5
of which			
library and archives activities	1,979	1,513.0	1,435.1
museums activities	389	1,848.3	1,700.6

The data presented in this study were prepared on the basis of the form with the symbol F-01/dk *Quarterly report on the finances of cultural institutions*.

In the case of quoting data from the Statistics Poland, please provide information: "Statistics Poland data source", and in the case of publishing calculations made on data published by the Statistics Poland, please provide information: "Own study based on Statistics Poland data".







Prepared by:
Statistical Office in Kraków
Director Agnieszka Szlubowska
Phone: (+48 12) 420 40 50

Issued by:
**The Spokesperson for the President
of Statistics Poland**
Karolina Banaszek
Phone: (+48) 695 255 011

Press Office

Phone: (+48 22) 608 38 04

e-mail: obslugaprasowa@stat.gov.pl

-  stat.gov.pl/en/
-  [@StatPoland](https://twitter.com/StatPoland)
-  [@GlownyUrzadStatystyczny](https://www.facebook.com/GlownyUrzadStatystyczny)
-  [gus_stat](https://www.instagram.com/gus_stat)
-  [glownyurządstatystycznygus](https://www.youtube.com/glownyurządstatystycznygus)
-  [glownyurządstatystyczny](https://www.linkedin.com/company/glownyurządstatystyczny)

Related information

[Financial results of cultural institutions in the period January-June 2022](#)

[Methodological report. Non-financial enterprises surveys 2019](#)

Terms used in official statistics

[Total revenues](#)

[Total costs](#)

[Gross financial result](#)

[Net financial result](#)

[Investment outlays](#)

[Outlays on intangible fixed assets](#)

[Cultural institution](#)