

Education in the 2022/2023 school year (preliminary data)

29.06.2023


4.2%

An increase in the number of children participating in pre-primary education in comparison with the 2021/22 school year

In the 2022/23 school year, there were 22.5 thousand pre-primary establishments (0.3% more than in the 2021/22 school year) with a total of 1534.2 thousand children enrolled (respectively 4.2% more).

Pre-primary education

Pre-primary education is the first stage of education in the Polish education system. It usually covers children aged 3-6 years. Education is implemented in nursery schools, pre-primary sections in primary schools, pre-primary education units and pre-primary centres. In the 2022/23 school year, there were 22.5 thousand pre-primary establishments in Poland (0.1 thousand more than in the 2021/22 school year) with a total of 1534.2 thousand children (61.6 thousand more).

949 per 1,000 children aged 3-6 years participated in various forms of pre-primary education in the surveyed period (904 a year earlier). The net enrollment rate for pre-primary education stood at 114.1% in cities and 71.2% in rural areas.

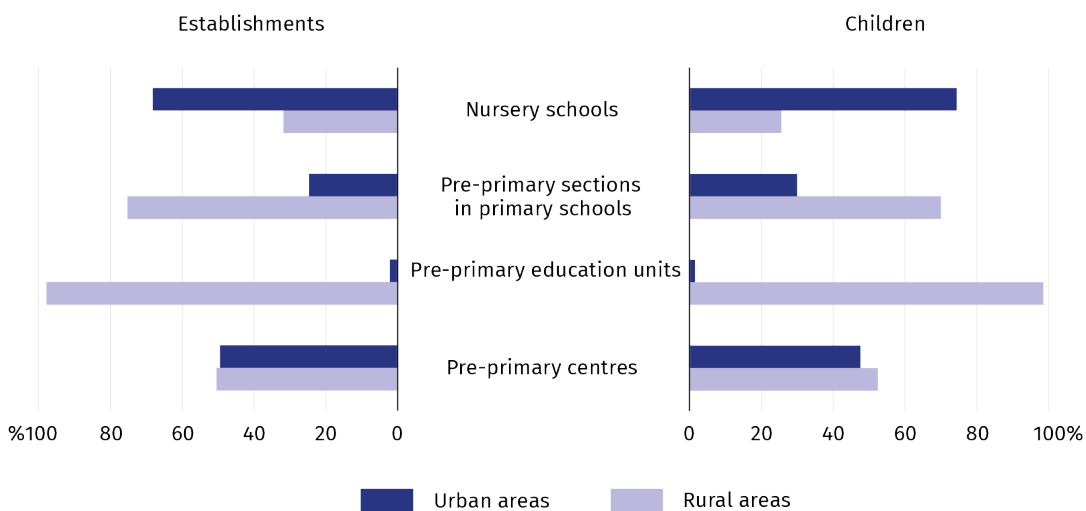
Table 1. Pre-primary education

As of 30 September

SPECIFICATION a – 2021/22 b – 2022/23		Establishments	Sections	Children
TOTAL	a	22 430	75 020	1 472 572
	b	22 505	76 002	1 534 212
Nursery schools	a	13 483	58 996	1 196 841
	b	13 756	60 538	1 249 173
Pre-primary sections in primary schools	a	7 463	13 854	247 511
	b	7 305	14 020	260 235
Pre-primary education units	a	59	74	1 044
	b	45	45	664
Pre-primary centres	a	1 425	2 096	27 176
	b	1 399	1 399	24 140

81.4% of children covered by pre-primary education attended nursery schools, while 17.0% - pre-primary sections in primary schools

Chart 1. Pre-primary education in urban and rural areas
As of 30 September



In the 2022/23 school year, 66.4% of the total number of children covered by pre-primary education attended establishments in urban areas

Primary schools for children and youth

↓ **0.5%**

A decrease in the number of primary schools in comparison with the 2021/22 school year

In the 2022/23 school year, 3.1 million pupils attended 14.1 thousand primary schools for children and youth in Poland (like a year earlier).

In the 2022/23 school year, there were 1.1 thousand primary schools for children and youth in Poland, 5.9 thousand in urban and 8.2 thousand in rural areas. 2.0 million pupils were enrolled in schools located in cities, while 1.1 million pupils attended schools in rural areas.

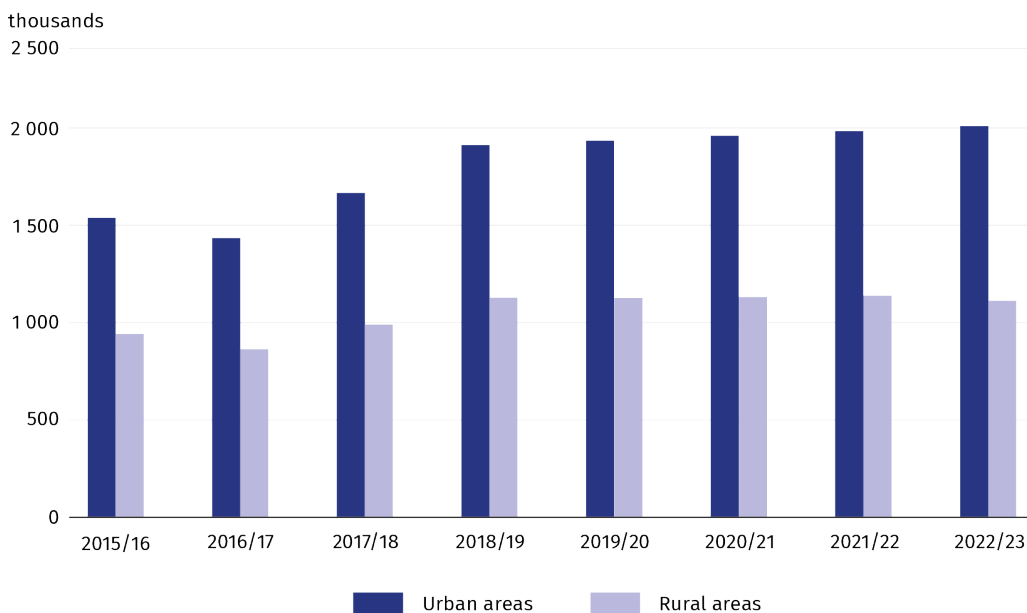
Table 2. Primary schools for children and youth
As of 30 September

SPECIFICATION a – 2021/22 b – 2022/23	Schools	Sections	Pupils		Graduates		
			total	of which girls	total	of which girls	
TOTAL	a	14 144	187 329	3 121 648	1 512 698	502 922	249 154
	b	14 073	184 105	3 122 826	1 510 787	.	.
of which:							
Branch schools	a	204	802	7 683	3 702	318	146
	b	186	742	7 523	3 617	.	.
General art schools ^a	a	53	562	9 508	5 830	512	323
	b	55	612	10 210	6 252	.	.
Special schools	a	953	14 159	48 349	16 473	6 484	2 202
	b	951	15 005	51 830	17 568	.	.

a Not leading to professional certification.

Chart 2. Pupils in primary schools in urban and rural areas

As of 30 September



In the 2022/23 school year, 35.6% pupils were enrolled in primary schools for children and youth in urban areas, 64.4% in rural areas

Primary schools for children and youth run by public sector units represented 88.8% of all establishments (in urban areas – 81.3%, in rural areas – 94.2%). Non-public sector entities, on the other hand, ran 11.2% of schools (including special schools) which concentrated 94.5% and 5.5% of pupils respectively. Schools governed by local government units were the prevalent group (84.1%), accounting for 78.2% in urban and 88.3% in rural areas.

In the 2022/23 school year, an average section in a mainstream primary school comprised 18 pupils. Sections in primary schools for children and youth (excluding special schools) were smaller in rural areas. They averaged 15 pupils, whereas an average primary school section in urban areas concentrated 21 pupils.

There were 502.9 thousand graduates of primary schools in June 2022.

Post-primary schools for youth

↑ 8.0%

An increase in the number of students in post-primary schools for youth in comparison with the 2021/22 school year

In the 2022/23 school year, there were 1671,2 thousand students of post-primary schools for youth in Poland (8.0% more than in 2021/22).

In the 2022/23 school year, there were 6.8 thousand post-primary schools for youth (including special schools) in Poland with a total of 1671.2 thousand students enrolled (1547.6 thousand in the previous school year). 2398 general secondary schools for youth were educating 726.4 thousand students, most of whom were women (62.7%). However, 1861 technical secondary schools with 711.1 thousand students concentrated mostly men (61.0%). 195.1 thousand students, 67.2% of whom were men, attended 1672 stage I sectoral vocational schools. 11.4 thousand pursued their education in 226 stage II sectoral vocational schools, including 10.8 thousand students in urban and 0.5 thousand in rural areas. For the first time, these schools released 0.9 thousand graduates who accounted for 0.3% of the post-primary school graduates.

Special job-training schools are three-year schools exclusively for students with moderate and severe intellectual disability, as well as for students with multiple disabilities. The graduates of these schools obtain a special job-training certificate. In the 2022/23 school year, 12.7 thousand students were enrolled in 560 schools of this type.

In the 2022/23 school year, there were 6819 post-primary schools which concentrated by 8.0% more students than a year earlier. The general secondary school students (43.5%) and technical school students (42.6%) prevailed among the students of this type of schools

General art schools leading to professional certification represent a separate group of post-primary schools. In the 2022/23 school year in Poland, 102 schools of this type were educating 14.5 thousand students (1.7 % fewer than in the 2021/22 school year).

Most post-primary schools were governed by local government units – 74.5%.

In the 2021/22 school year, 362.0 thousand students graduated from post-primary schools for children and youth, including 173.8 thousand women.

Table 3. Post-primary schools for youth
As of 30 September

SPECIFICATION a – 2021/22 b – 2022/23	Schools	Sections	Students		Graduates		
			total	of which females	total	of which females	
TOTAL	a	6 678	67 424	1 547 581	748 241	361 958	173 806
	b	6 819	70 693	1 671 187	816 920	.	.
Special job-training schools	a	557	3 726	12 832	5 029	2 497	987
	b	560	3 813	12 713	4 924	.	.
Stage I sectoral vocational schools	a	1 674	10 503	207 097	65 680	82 968	26 309
	b	1 672	9 257	195 097	63 930	.	.
Stage II sectoral vocational schools	a	136	247	3 729	1 033	907	280
	b	226	585	11 375	3 167	.	.
General secondary schools	a	2 331	25 347	652 690	409 471	156 375	98 531
	b	2 398	27 646	726 386	455 213	.	.
Technical secondary schools	a	1 854	26 793	656 513	255 095	116 694	45 690
	b	1 861	28 603	711 140	277 608	.	.
General art schools ^a	a	126	808	14 720	11 933	2 517	2 009
	b	102	789	14 476	12 078	.	.

a Leading to professional certification.

51.1% of post-primary school students were men

Post-secondary schools

↓ **5.2%**

A decrease in the number of post-secondary schools in comparison with the 2021/22 school year

In the 2022/23 school year, there were 1287 post-secondary schools in Poland, educating 234.8 thousand students (0.9% more than in the 2021/22 school year).

In the 2022/23 school year, there were 1287 post-secondary schools (70 schools fewer than in the previous school year) with a total of 234.8 thousand students enrolled (respectively 2.1 thousand more), 71.7% of whom were women. These schools were mostly governed by private sector units (79.9%). Public schools accounted for 20.1%.

Table 4. Post-secondary schools
As of 30 September

SPECIFICATION	2021/22	2022/23
Schools	1 357	1 287
Sections	9 813	9 932
Students	232 696	234 817
of which females	163 900	168 275
Graduates	58 191	.
of which females	44 645	.

Schools for adults

↓ **8.9%**

A decrease in the number of schools for adults in comparison with the 2021/22 school year

In the 2022/23 school year, 816 schools for adults operated in Poland. They concentrated 88.6 thousand students (a 0.7% decline on the previous school year).

88.6 thousand students attended 816 schools for adults in the 2022/23 school year. General secondary schools with 87.4 thousand students prevailed among the schools for adults (98.6% of the total number of students in schools for adults). Women represented 46.5% of students in general secondary schools and 33.0% in primary schools.

Table 5. Schools for adults
As of 30 September

SPECIFICATION a – 2021/22 b – 2022/23		Schools	Sections	Students		Graduates	
				total	of which females	total	of which females
TOTAL	a	896	3 365	89 249	40 586	27 665	13 514
	b	816	3 160	88 640	41 043	.	.
Primary schools	a	61	136	1 761	615	447	159
	b	47	96	1 206	398	.	.
General secondary schools	a	835	3 229	87 488	39 971	27 218	13 355
	b	769	3 064	87 434	40 645	.	.

Enrollment rates

In the 2022/23 school year, 6.7 million children, youth and adults were enrolled in pre-primary establishments, primary schools, post-primary and post-secondary schools, which accounted for 17.6% of the population of Poland.

Table 6. Enrollment rates
As of 30 September

SPECIFICATION	Age groups	Total	Males	Females
		in %		
Gross enrollment rates				
Pre-primary education	3-6	97,3	97,1	97,5
Primary schools	7-14	96,0	96,5	95,4
Stage I sectoral vocational schools ^a	15-17	18,3	23,9	12,4
General secondary schools	15-18	54,8	41,8	68,5
Technical secondary schools ^b	15-19	39,7	46,6	32,5
Post-secondary schools ^c	19-21	23,5	14,0	33,5
Net enrollment rates				
Pre-primary education	3-6	94,9	94,5	95,3
Primary schools	7-14	94,7	95,0	94,4
Stage I sectoral vocational schools ^a	15-17	13,6	17,9	9,1
General secondary schools	15-18	44,4	33,0	56,3
Technical secondary schools ^b	15-19	35,2	41,7	28,5
Post-secondary schools ^c	19-21	5,6	3,8	7,5

abc Including: a – special job-training schools, b – general art schools leading to professional certification, c – stage II sectoral vocational schools.

Gross enrollment rate is the ratio of the number of pupils and students at a given level of education **regardless of age** to the population in the age group defined as corresponding to this level of education.

Net enrollment rate is the ratio of the number of pupils and students **in a given age group** at a given level of education to the population in the age group defined as corresponding to this level of education.

Teachers

↓ **0.7%**

A decrease in the number of teachers in comparison with the 2021/22 school year

In the 2022/23 school year, there were **512.1 thousand teachers employed in Poland (in full-time equivalents).**

In the 2022/23 school year, the educational establishments employed a total of 512.1 thousand teachers (in full-time equivalents). Primary school teachers were the prevalent group – 51.7%. The most women were employed in pre-primary establishments (99.1%) and in primary schools (83.2%). Men prevailed among teachers in art schools (42.4%) and in stage I sectoral secondary schools (41.1%). The majority of teachers were employed as chartered teachers (56.8%).

Women accounted for 82.3% of all teachers

Table 7. Teachers ^a (in full-time equivalents) by type of school

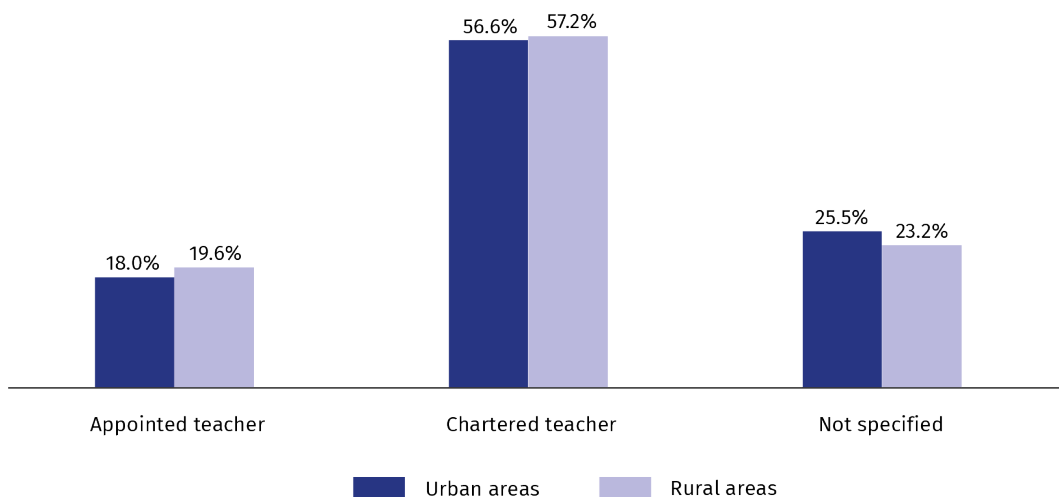
As of 30 September

SPECIFICATION	2021/22	2022/23
TOTAL	515 701	512 102
Pre-primary establishments	109 051	108 844
Primary schools	271 257	264 780
Stage I sectoral vocational schools	13 830	12 995
Stage II sectoral vocational schools	136	349
General secondary schools	50 174	51 790
Technical secondary schools	51 971	54 603
Post-secondary schools ^b	3 102	2 756
Art schools	11 151	11 006
Special job training schools	5 030	4 981

a Data may not sum up due to rounding. b Including colleges of social work.

Chart 3. Full-time and part-time teachers ^a (full-time equivalents) in urban and rural areas by career advancement degree

As of 30 September



a Data may not sum up due to rounding.

In the 2022/23 school year, 71.2% of teachers worked in urban areas

When citing data from the Statistics Poland please provide the following information: "Statistics Poland's data". When publishing calculations made on data published by the Statistics Poland, provide the following information: "Own study based on the Statistics Poland's data".

Prepared by:
Statistical Office in Gdańsk
Director Jerzy Auksztol
Phone (+48 58) 76 83 130

Issued by:
**The Spokesperson for the President
of Statistics Poland**
Karolina Banaszek
Phone: (+48) 695 255 011

Press Office

Phone: (+48 22) 608 38 04

e-mail: obslugaprasowa@stat.gov.pl

-  www.stat.gov.pl/en/
-  [@GUS_STAT](https://twitter.com/GUS_STAT)
-  [@GlownyUrzadStatystyczny](https://www.facebook.com/GlownyUrzadStatystyczny)
-  [gus_stat](https://www.instagram.com/gus_stat)
-  [glownyurządstatystycznygus](https://www.youtube.com/glownyurządstatystycznygus)
-  [glownyurządstatystyczny](https://www.linkedin.com/company/glownyurządstatystyczny)

Related information

[Education in the 2021/2022 school year](#)

Data available in databases

[Local Data Bank – Pre-primary education](#)

[Local Data Bank – Education](#)

[Knowledge Databases – Education](#)

[STRATEG system – Education](#)

[Public Services Monitoring System – Education](#)

[OECD Database – Education](#)

[Eurostat Database – Education and training](#)

Terms used in official statistics

[Pre-primary education](#)

[Primary school](#)

[Post-primary school](#)

[Post-secondary school](#)

[School for adults](#)

[Gross enrollment rate](#)

[Net enrollment rate](#)

[Student](#)

[Graduate](#)

[Teacher](#)