



General government deficit and debt in 2016

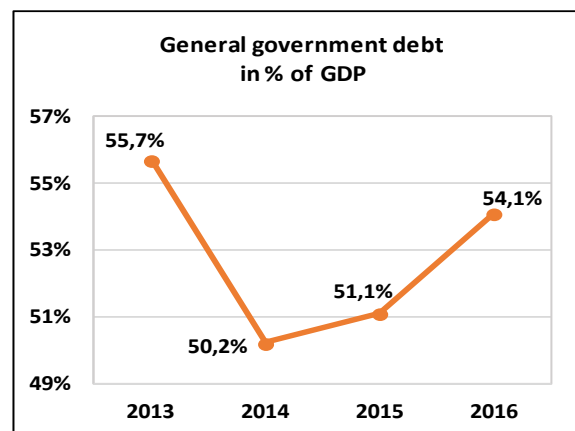
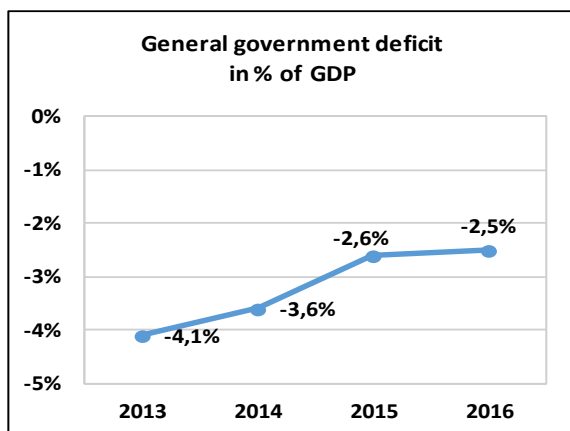
On 29 September 2017, in accordance with the Council Regulation (EC) No. 479/2009 of 25 May 2009 on the application of the Protocol on the excessive deficit procedure annexed to the Treaty establishing European Community with amendments, the President of the CSO provided the general government deficit and debt data for years 2013-2016 (EDP notification) to the European Commission (Eurostat).

The data have been developed in accordance with the methodology of the European System of National and Regional Accounts in the European Union introduced by the Regulation (EU) No. 549/2013 of the European Parliament and of the Council of 21 May 2013 (ESA2010) and the guidelines contained in the Manual on Government Deficit and Debt, Implementation of ESA2010 (MGDD, 2016 edition)¹.

According to the EDP notification, in 2016 the general government deficit was equal 45 870 mln zł (2,5% of GDP), while the general government debt amounted to 1 006 284 mln zł (54,1% of GDP).

Table 1. General government deficit and debt in years 2013-2016 (mln zł)

Specification	2013	2014	2015	2016
Gross domestic product (GDP)	1 656 895*	1 719 769*	1 799 392*	1 858 637*
General government deficit/surplus	-68 146*	-61 820*	-47 489*	-45 870*
% of GDP	-4,1%	-3,6%*	-2,6%	-2,5%*
Central government deficit/surplus	-60 494	-39 790	-39 831	-48 769*
% of GDP	-3,7%	-2,3%	-2,2%	-2,6%
Local government deficit/surplus	-3 023*	-3 264	223	4 668*
% of GDP	-0,2%	-0,2%	0,0%	0,3%*
Social security funds deficit/surplus	-4 629	-18 766*	-7 881*	-1 769*
% of GDP	-0,3%	-1,1%	-0,4%	-0,1%
General government debt	922 755	863 974*	919 588*	1 006 284*
% of GDP	55,7%	50,2%	51,1%	54,1%*



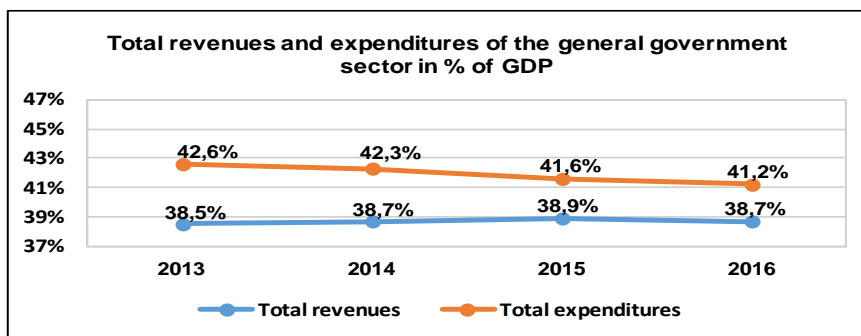
¹ The newest version of the manual is available on the website:
<http://ec.europa.eu/eurostat/documents/3859598/7203647/KS-GQ-16-001-EN-N.pdf/5cfae6dd-29d8-4487-80ac-37f76cd1f012>.

Data for years covered by notification have been revised in relation to the previously published (April 2017) due to reclassification of the next public units into the general government sector, use of the final source data for 2016 as well as the revision of the accrual data on interest of social contributions.

Together with the EDP notification, the CSO sent to the European Commission information about revenues and expenditures of the general government sector divided into transactions, according to the European System of National and Regional Accounts (ESA2010).

Table 2. Total revenues and expenditures of the general government sector according to ESA2010 in years 2013-2016 (mln zł)

Specification	2013	2014	2015	2016
Total revenues	637 604*	664 977*	700 460*	719 344*
% of GDP	38,5%	38,7%*	38,9%*	38,7%*
Total expenditures	705 750*	726 797*	747 949*	765 214*
% of GDP	42,6%	42,3%	41,6%	41,2%*



Similarly, as in case of deficit and debt, data on general government revenues and expenditures for years 2013-2016 have been revised in relation to the previously published (April 2017).

The revision of general government revenues caused their increase in 2013 and 2016 respectively of 119 mln zł (no change in relation to GDP) and 168 mln zł (0,1 percentage points in relation to GDP). The decrease in revenues was observed for 2014 and 2015 – of 1 724 mln zł (0,1 percentage points in relation to GDP) and 1 174 mln zł (0,1 percentage points in relation to GDP), what was mainly the result of the data revision for transaction net social contributions. In years 2013–2016 increase of expenditures was observed respectively of 121 mln zł (no change in relation to GDP), 105 mln zł (no change in relation to GDP), 116 mln zł (no change in relation to GDP) and 1 303 mln zł (0,1 percentage points in relation to GDP), mainly in transactions: capital transfers and gross capital formation.

Detailed data on revenues and expenditures of the general government sector divided into ESA2010 transactions are presented in Annex 1.

Information on general government deficit and debt of all EU Member States will be available in English on 23 October 2017 at 11 a.m. on the Eurostat website:

<http://epp.eurostat.ec.europa.eu/portal/page/portal/eurostat/home>.

Inventory of the methods, procedures and sources used for the compilation of deficit and debt data and the underlying government sector accounts according to ESA2010 prepared according to the European Commission's guidelines in English version is available on Eurostat website:

<http://ec.europa.eu/eurostat/web/government-finance-statistics/excessive-deficit-procedure/edp-inventories>.

Prepared by:
National Accounts Department
For further methodological information:
Ms. Maria Jeznach
 Tel: (+48 22) 608 31 17
Ms. Anita Perzyna
 Tel: (+48 22) 608 34 48

Dissemination:
The Spokesman of the President of the CSO:
Ms. Karolina Dawidziuk
 Tel: (+48 22) 608 34 75, (+48 22) 608 30 09
 e-mail: rzecznik@stat.gov.pl

* Data have been revised in relation to the previously published on 21.04.2017