

21.04.2023

General government deficit and debt in 2022

3,7%

General government deficit
in 2022 in relation to GDP

According to the EDP notification, in 2022 the general government deficit was equal 115 137 mln zł (3,7% of GDP), while the general government debt amounted to 1 512 227 mln zł (49,1% of GDP).

On 31 March 2023, in accordance with the Council Regulation (EC) No. 479/2009 of 25 May 2009 on the application of the Protocol on the excessive deficit procedure annexed to the Treaty establishing European Community with amendments, the President of the Statistics Poland provided the general government deficit and debt data for years 2019-2022 (EDP notification) to the European Commission (Eurostat).

The data have been developed in accordance with the methodology of the European System of National and Regional Accounts in the European Union introduced by the Regulation (EU) No. 549/2013 of the European Parliament and of the Council of 21 May 2013 (ESA2010) and the guidelines contained in the Manual on Government Deficit and Debt, Implementation of ESA2010 (MGDD, 2019 edition)¹.

Table 1. General government deficit and debt in years 2019-2022 (mln zł)

Specification	2019	2020	2021	2022
Gross domestic product (GDP)	2 288 492	2 337 672	2 631 302*	3 078 325
General government deficit/surplus	-17 009	-161 834	-48 195	-115 137
% GDP	-0,7%	-6,9%	-1,8%	-3,7%
Central government deficit/surplus	- 25 208	-183 725	-49 006	-101 673
% GDP	-1,1%	-7,9%	-1,9%	-3,3%
Local government deficit/surplus	-4 686	4 463	14 918	-12 804
% GDP	-0,2%	0,2%	0,6%	-0,4%
Social security funds deficit/surplus	12 885	17 428	-14 107	-660
% GDP	0,6%	0,7%	-0,5%	0,0%
General government debt	1 046 022	1 336 558	1 410 500	1 512 227
% GDP	45,7%	57,2%	53,6*	49,1%

* Data have been revised in relation to the previously published on 21.10.2022.

¹ The manual is available on the website: <https://ec.europa.eu/eurostat/documents/3859598/10042108/KS-GQ-19-007-EN-N.pdf/5d6fc8f4-58e3-4354-acd3-a29a66f2e00c>

Chart 1. General government deficit in % of GDP

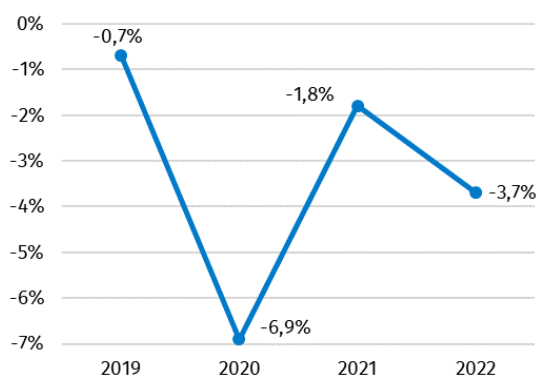
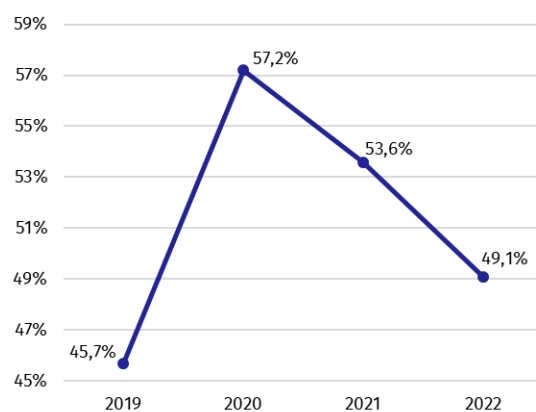


Chart 2. General government debt in % of GDP



Data in 2021 year have been revised in relation to the previously published (October 2022) mainly due to making the final estimate of GDP for 2021..

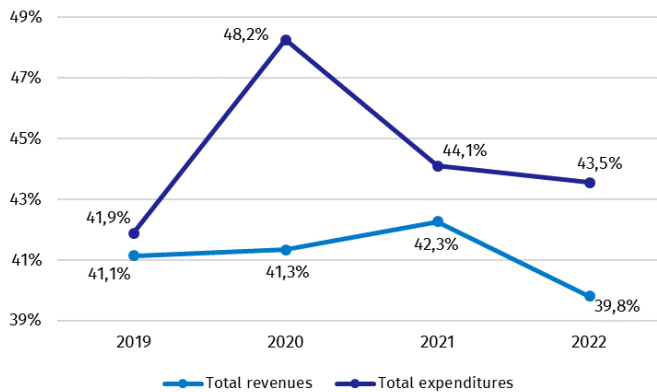
Together with the EDP data, a table containing data on measures taken in context of the COVID-19 epidemic was submitted to Eurostat. According to the preliminary data, the general government expenditures aimed at stopping the consequences of the epidemic COVID-19 and combating these effects as well as supporting the entities affected by them amounted in 2022 year 22 640 mln zł.

Along with the EDP notification, the Statistics Poland sent to the European Commission information about revenues and expenditures of the general government sector divided into transactions, according to the European System of National and Regional Accounts (ESA2010).

Table 2. Total revenues and expenditures of the general government sector according to ESA2010 in years 2019-2022 (mln zł)

Specification	2019	2020	2021	2022
Total revenues	941 316	966 031	1 111 992*	1 225 032
% GDP	41,1%	41,3%	42,3%*	39,8%
Total expenditures	958 326	1 127 866	1 160 188*	1 340 169
% GDP	41,9%	48,2%	44,1%*	43,5%

Chart 3. Total revenues and expenditures of the general government sector in % of GDP



Similarly, as in case of deficit and debt, data on the general government revenues and expenditures in 2021 year have been revised in relation to the previously published (October 2022).

The revision of the general government revenues caused their growth in 2021 year of 106 mln zł (0,1 percentage point in relation to GDP). The increase of revenues in 2021 year was observed in transactions: market output and output for own final use and payments for non-market output. The expenditures in 2021 year increased by 107 mln zł (0,1 percentage point in relation to GDP). The changes of expenditures were in transactions: intermediate consumption and gross capital formation.

Detailed data on revenues and expenditures of the general government sector divided into ESA2010 transactions are presented in Annex 1.

Information on the general government deficit and debt of all EU Member States will be available on 21 April 2022 at 11 a.m. on the Eurostat website:

<http://epp.eurostat.ec.europa.eu/portal/page/portal/eurostat/home>.

Inventory of the methods, procedures and sources used for the compilation of deficit and debt data and the underlying government sector accounts according to ESA2010 prepared according to the European Commission's guidelines in English version is available on Eurostat website:







<http://ec.europa.eu/eurostat/web/government-finance-statistics/excessive-deficit-procedure/edp-inventories>.

In case of quoting Statistics Poland data, please provide information: "Source of data: Statistics Poland", and in case of publishing calculations made on data published by Statistics Poland, please include the following disclaimer: "Own study based on figures from Statistics Poland".

Prepared by:
National Accounts Department
Director Anita Perzyna
Phone: (+48 22) 608 31 17

Issued by:
**The Spokesperson for the President
of Statistics Poland**
Karolina Banaszek
Phone: (+48) 695 255 011

Press Office
Phone: (+48 22) 608 38 04
e-mail: obslugaprasowa@stat.gov.pl

 www.stat.gov.pl/en/
 @StatPoland
 @GlownyUrzadStatystyczny
 gus_stat
 glownyurządstatystycznygus
 glownyurządstatystyczny

Related studies

[General government deficit and debt in 2021.](#)

Subject available in databases

[Knowledge Databases – National Accounts](#)

Important concepts available in the dictionary

[Gross domestic product](#)