

22.10.2020

General government deficit and debt in 2019

0,7%

General government deficit in 2019 in relation to GDP

According to the EDP notification, in 2019 the general government deficit was equal 15 883 mln zł (0,7% of GDP), while the general government debt amounted to 1 045 391 mln zł (45,7% of GDP).

On 30 September 2020, in accordance with the Council Regulation (EC) No. 479/2009 of 25 May 2009 on the application of the Protocol on the excessive deficit procedure annexed to the Treaty establishing European Community with amendments, the President of the CSO provided the general government deficit and debt data for years 2016-2019 (EDP notification) to the European Commission (Eurostat).

The data have been developed in accordance with the methodology of the European System of National and Regional Accounts in the European Union introduced by the Regulation (EU) No. 549/2013 of the European Parliament and of the Council of 21 May 2013 (ESA2010) and the guidelines contained in the Manual on Government Deficit and Debt, Implementation of ESA2010 (MGDD, 2019 edition)¹.

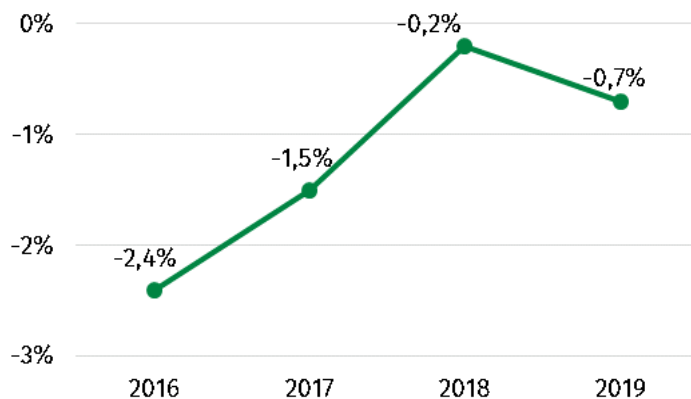
Table 1 General government deficit and debt in years 2016-2019 (mln zł)

Specification	2016	2017	2018	2019
Gross domestic product (GDP)	1 863 487*	1 989 835*	2 121 555*	2 287 738*
General government deficit/surplus	-44 460*	-29 581*	-5 127*	-15 883*
% GDP	-2,4%	-1,5%	-0,2%	-0,7%
Central government deficit/surplus	-47 686*	-72 587*	-11 662*	-24 838*
% GDP	-2,6%	-3,6%	-0,5%	-1,1%*
Local government deficit/surplus	4 995*	2 036*	-6 718*	-4 739*
% GDP	0,3%	0,1%	-0,3%	-0,2%
Social security funds deficit/surplus	-1 769	40 970	13 253	13 694*
% GDP	-0,1%	2,1%	0,6%	0,6%
General government debt	1 010 022*	1 007 180*	1 035 717*	1 045 391*
% GDP	54,2%*	50,6%	48,8%	45,7%*

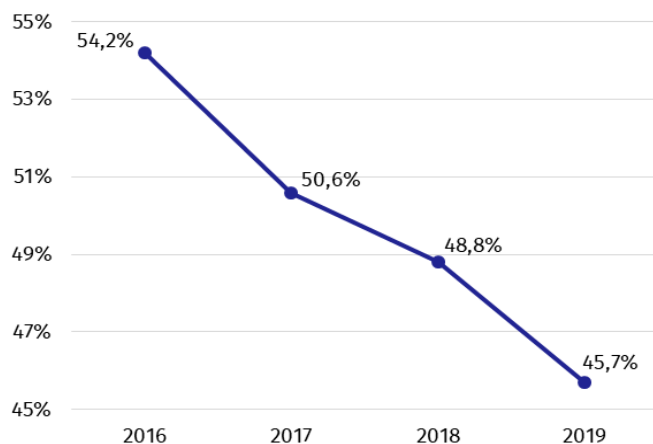
* Data have been revised in relation to the previously published on 22.04.2020.

¹ The manual is available on the website: <https://ec.europa.eu/eurostat/documents/3859598/10042108/KS-GO-19-007-EN-N.pdf/5d6fc8f4-58e3-4354-acd3-a29a66f2e00c>

Graph 1 General government deficit in % of GDP



Graph 2 General government debt in % of GDP



Data for years 2016-2019 have been revised in relation to the previously published (April 2020) mainly due to benchmark revision of national accounts², implementation of successive methodological changes resulting from the new edition of Manual on Government Deficit and Debt³ and use of the final source data for 2019.

Together with the EDP notification, the Statistics Poland sent to the European Commission information about revenues and expenditures of the general government sector divided into transactions, according to the European System of National and Regional Accounts (ESA2010).

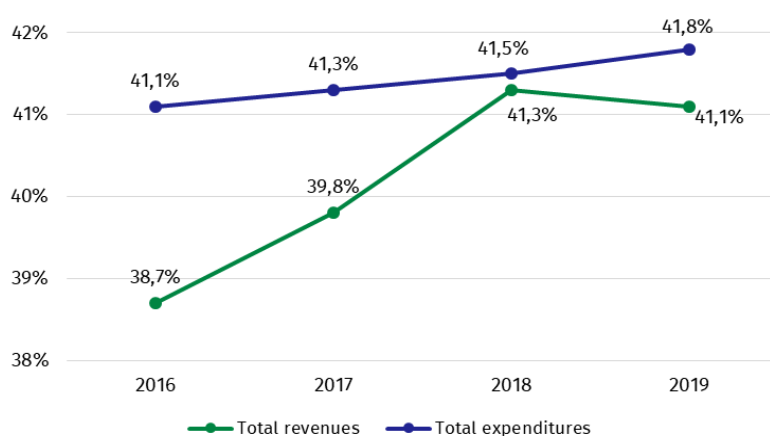
² As a result of the conducted benchmark revision in September 2020, the data on GDP and general government revenues and expenditures were changed. More information about benchmark revision of national accounts for years 1995-2018 can be found on the website of the Statistics Poland: <https://stat.gov.pl/obszary-tematyczne/rachunki-narodowe/roczne-rachunki-narodowe/informacja-glownego-urzedu-statystycznego-na-temat-rewizji-rachunkow-narodowych-w-latach-1995-2018,13,1.html>.

³ The Manual was published in August 2019. During the EDP notification, for whole time series, there were implemented guidelines concerning treatment of sales of licenses to use mobile phone frequencies (chapter VI.1 MGDD), the method of calculating the super-dividend test (chapter 3.5 MGDD) and decommissioning costs (chapter 3.7 MGDD).

Table 2 Total revenues and expenditures of the general government sector according to ESA2010 in years 2016-2019 (mln zł)

Specification	2016	2017	2018	2019
Total revenues	721 562*	791 659*	876 072*	941 032*
%GDP	38,7%	39,8%	41,3%	41,1%*
Total expenditures	766 023*	821 241*	881 199*	956 915*
% GDP	41,1%	41,3%*	41,5%	41,8%*

Graph 3 Total revenues and expenditures of the general government sector in % of GDP



Similarly, as in case of deficit and debt, data on general government revenues and expenditures for years 2016-2019 have been revised in relation to the previously published (April 2020).

The revision of general government revenues caused their growth in years 2016-2019, respectively of 543 mln zł, 674 mln zł, 649 mln zł and 2 364 mln zł. The changes had impact on relation to GDP by 0,2 percentage point in 2019 year. The biggest changes of revenues were in transactions property income (for years 2016-2018), other current transfers and capital transfers (for 2019 year). The increase of expenditures in years 2016-2019 was observed respectively of 841 mln zł, 1 056 mln zł, 843 mln zł and 1 418 mln zł and caused change in relation to GDP by 0,1 percentage point in 2017 year and 0,2 percentage point in 2019 year. The growth in expenditures in years 2016-2018 was mainly caused by transaction capital transfers as well as by compensation of employees, gross capital formation and social transfers in kind in 2019 year.

Detailed data on revenues and expenditures of the general government sector divided into ESA2010 transactions are presented in Annex 1.

Information on general government deficit and debt of all EU Member States will be available on 22 October 2020 at 11 a.m. on the Eurostat website:

<http://epp.eurostat.ec.europa.eu/portal/page/portal/eurostat/home>.

Inventory of the methods, procedures and sources used for the compilation of deficit and debt data and the underlying government sector accounts according to ESA2010 prepared according to the European Commission's guidelines in English version is available on Eurostat website:

<http://ec.europa.eu/eurostat/web/government-finance-statistics/excessive-deficit-procedure/edp-inventories>.

In case of quoting Statistics Poland data, please provide information: "Source of data: Statistics Poland", and in case of publishing calculations made on data published by Statistics Poland, please include the following disclaimer: "Own study based on figures from Statistics Poland".

Prepared by :
National Accounts Department
Ms. Anita Perzyna
Tel: 22 608 31 17

Dissemination :
The Spokesperson for the President of the
Statistics Poland
Ms. Karolina Banaszek
Tel: 695 255 011

Press Office

tel.: 22 608 34 91, 22 608 38 04

e-mail: obslugaprasowa@stat.gov.pl



www.stat.gov.pl



[@GUS_STAT](https://twitter.com/GUS_STAT)



[@GlownyUrzadStatystyczny](https://www.facebook.com/GlownyUrzadStatystyczny)

Related studies

[General government deficit and debt in 2019.](#)

Subject available in databases

[Knowledge Databases – National Accounts](#)

Important concepts available in the dictionary

[Gross domestic product](#)