

Provisional estimates of gross domestic product in regional breakdown in 2021

30.12.2022

55.9%

Percentage of GDP value generated in the 5 regions in 2021

In 2021, more than 1/2 of the national value of gross domestic product was generated in 5 regions: Warszawski stoleczny, Śląskie, Wielkopolskie, Dolnośląskie and Małopolskie.

Gross domestic product

In 2021, a growth of gross domestic product at current prices was recorded in all regions in comparison to 2020, the highest in Pomorskie region – by 15.8% and the lowest in Łódzkie region – by 9.8%.

The shares of individual regions in the generation of GDP were considerably differentiated in 2021 – from 2.0% in Opolskie region to 17.5% in Warszawski stoleczny region.

The value of GDP per capita in 2021 ranged from 47.5 thousand PLN in Lubelskie region (68.7% of the national average) to 141.4 thousand PLN in Warszawski stoleczny region (204.7% of the national average).

The highest level of GDP per capita obtained in 2021 in Warszawski stoleczny region exceeded almost 3-times the value of GDP per capita of Lubelskie region, where the lowest level of this indicator was noted.

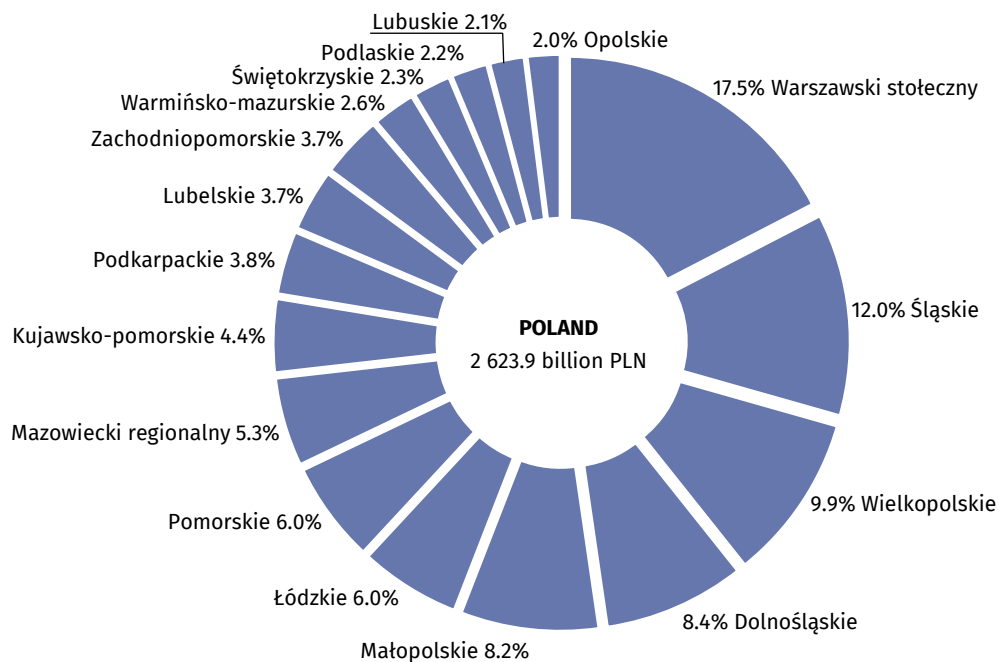
In 2021, an increase of gross domestic product was recorded in all regions

Level of GDP per capita exceeding national average was noted in 4 regions: Warszawski stoleczny, Dolnośląskie, Wielkopolskie and Śląskie

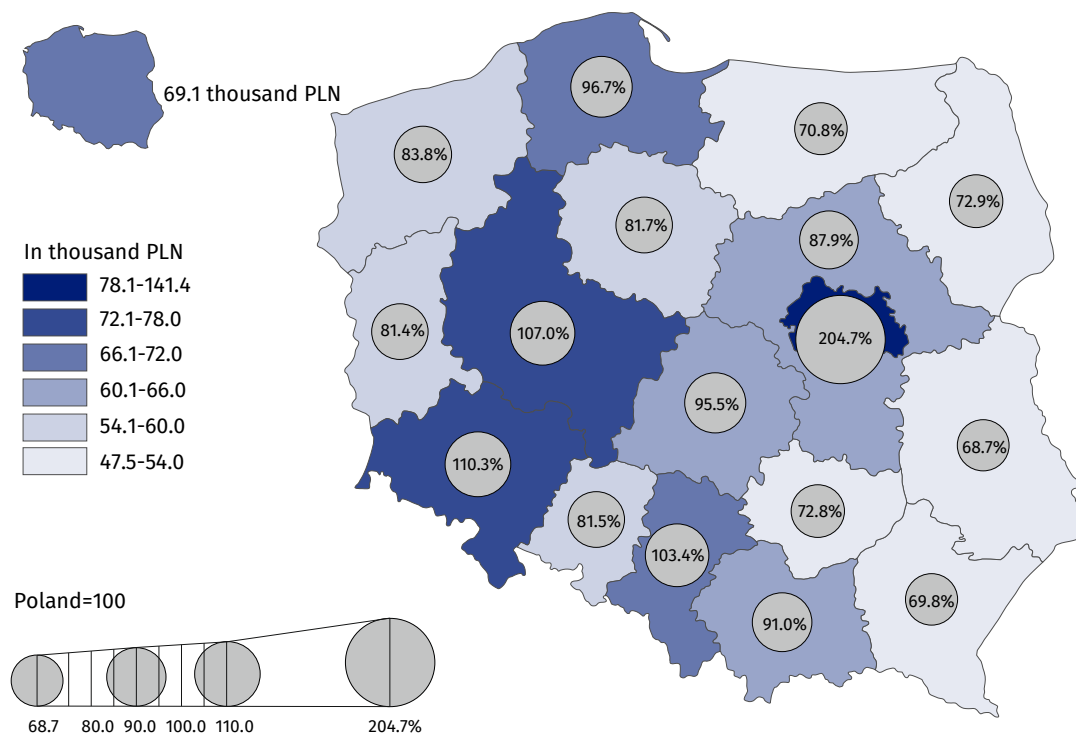
Table 1. Gross domestic product by regions in 2021 (current prices)

Regions	Total			Per capita	
	in million PLN	in percent	previous year=100	in PLN	Poland=100
POLAND	2 623 948	100.0	112.2	69 069	100.0
Dolnośląskie	221 041	8.4	113.0	76 186	110.3
Kujawsko-pomorskie	114 165	4.4	111.4	56 406	81.7
Lubelskie	97 221	3.7	111.1	47 464	68.7
Lubuskie	55 602	2.1	111.1	56 196	81.4
Łódzkie	158 674	6.0	109.8	65 981	95.5
Małopolskie	215 621	8.2	113.8	62 842	91.0
Mazowiecki regionalny	137 980	5.3	113.1	60 711	87.9
Opolskie	53 593	2.0	114.3	56 267	81.5
Podkarpackie	100 749	3.8	112.8	48 187	69.8
Podlaskie	58 080	2.2	110.4	50 378	72.9
Pomorskie	157 486	6.0	115.8	66 793	96.7
Śląskie	313 592	12.0	114.9	71 388	103.4
Świętokrzyskie	60 021	2.3	111.2	50 301	72.8
Warmińsko-mazurskie	67 445	2.6	111.2	48 874	70.8
Warszawski stoleczny	458 053	17.5	110.6	141 362	204.7
Wielkopolskie	258 784	9.9	110.8	73 888	107.0
Zachodniopomorskie	95 842	3.7	111.1	57 907	83.8

Graph 1. Share of regions in the generation of gross domestic product in 2021 (current prices)



Map 1. Gross domestic product per capita by regions in 2021 (current prices)



Data concerning regional GDP included in this note are provisional and will be subject to further revision, accordingly to the revision policy applied in the national and regional accounts. Final data for 2021 will be available in September 2023.

In case of quoting Statistics Poland data, please provide information: "Source of data: Statistics Poland", and in case of publishing calculations made on data published by Statistics Poland, please include the following disclaimer: "Own study based on figures from Statistics Poland"






Prepared by:
Statistical Office in Katowice
Director Aurelia Hetmańska
Office: tel: (+48 32) 779 12 48

Issued by:
**The Spokesperson for the President
of Statistics Poland**
Karolina Banaszek
Mobile: (+48) 695 255 011

Press Office

Office: tel: (+48 22) 608 38 04

e-mail: obslugaprasowa@stat.gov.pl

-  stat.gov.pl/en/
-  [@StatPoland](https://twitter.com/StatPoland)
-  [@GlownyUrzadStatystyczny](https://www.facebook.com/GlownyUrzadStatystyczny)
-  [gus_stat](https://www.instagram.com/gus_stat)
-  [glownyurządstatystycznygus](https://www.youtube.com/glownyurządstatystycznygus)
-  [glownyurządstatystyczny](https://www.linkedin.com/company/glownyurządstatystyczny)

Related information

[Gross domestic product - regional accounts in the years 2018-2020](#)

[National accounts by institutional sectors and sub-sectors 2017–2020](#)

[Methodological report. Gross domestic product and its elements in the regional breakdown](#)

Data available in databases

[Statistic Poland -> Local Data Bank -> Regional accounts](#)

Terms used in official statistics

[Regional accounts](#)

[Gross domestic product](#)