

Gross Domestic Product in the 1st quarter of 2023. Preliminary estimate

31.05.2023

99.7
GDP growth rate in the 1st quarter of 2023

Seasonally unadjusted gross domestic product (GDP) in the 1st quarter of 2023 was lower by 0.3% year-on-year comparison against the increase of 8.8% in the corresponding quarter of 2022 (constant average prices of the previous year).

In the 1st quarter of 2023 seasonally adjusted GDP (constant prices, reference year 2015) was higher by 3.8% than in the previous quarter and remained at a similar level recorded in the corresponding period of the previous year.

Seasonally unadjusted GDP (constant average prices of the previous year) was lower by 0.3% than in the corresponding quarter of the previous year.

In the 1st quarter of 2023, seasonally unadjusted GDP growth rate, compared to the GDP flash estimate published on May 16, 2023, decreased by 0.1 percentage points and amounted to 99.7%

Table 1. Seasonally adjusted GDP; constant prices, reference year 2015

Specification	2021				2022				2023
	Q1	Q2	Q3	Q4	Q1	Q2	Q3	Q4	Q1
	previous quarter = 100								
GDP growth rate of 16 May 2023	102.6	102.1	102.1	101.8	104.4	97.6	101.0	97.7	103.9
GDP growth rate of 31 May 2023	102.6	102.1	102.1	101.8	104.5	97.5	101.0	97.7	103.8
Differences	0.0	0.0	0.0	0.0	+0.1	-0.1	0.0	0.0	-0.1
	corresponding quarter of previous year = 100								
GDP growth rate of 16 May 2023	99.6	112.0	107.2	108.9	110.9	105.9	104.7	100.6	100.0
GDP growth rate of 31 May 2023	99.6	112.0	107.2	108.9	110.9	105.9	104.7	100.6	100.0
Differences	0.0	0.0	0.0	0.0	0.0	0.0	0.0	0.0	0.0

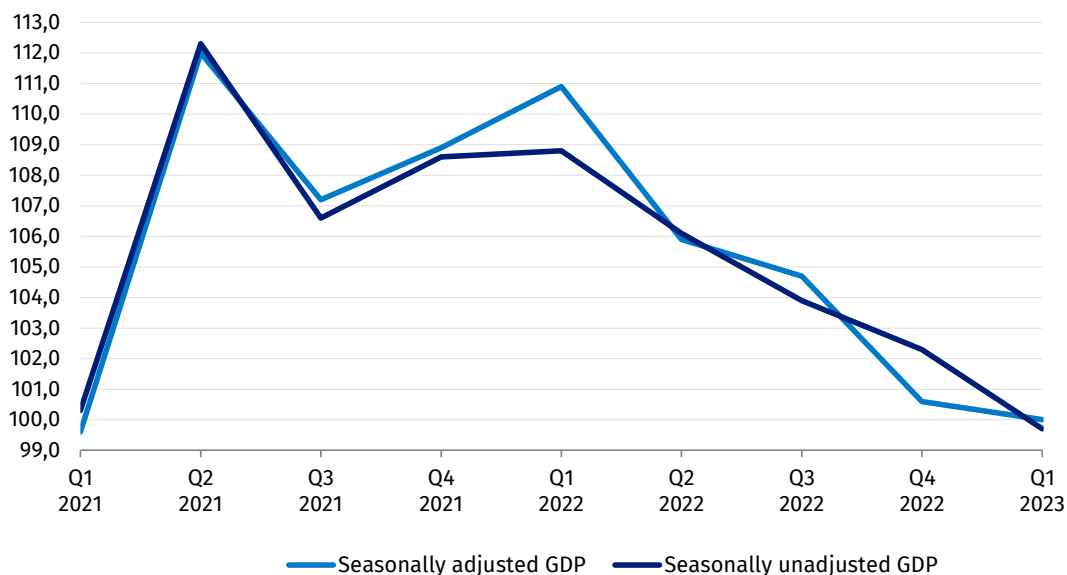
Table 2. Seasonally unadjusted GDP; constant average prices of the previous year

Specification	2021				2022				2023
	Q1	Q2	Q3	Q4	Q1	Q2	Q3	Q4	Q1
	corresponding quarter of previous year = 100								
GDP growth rate of 16 May 2023	100.3	112.3	106.6	108.6	108.8	106.1	103.9	102.3	99.8
GDP growth rate of 31 May 2023	100.3	112.3	106.6	108.6	108.8	106.1	103.9	102.3	99.7
Differences	0.0	0.0	0.0	0.0	0.0	0.0	0.0	0.0	-0.1

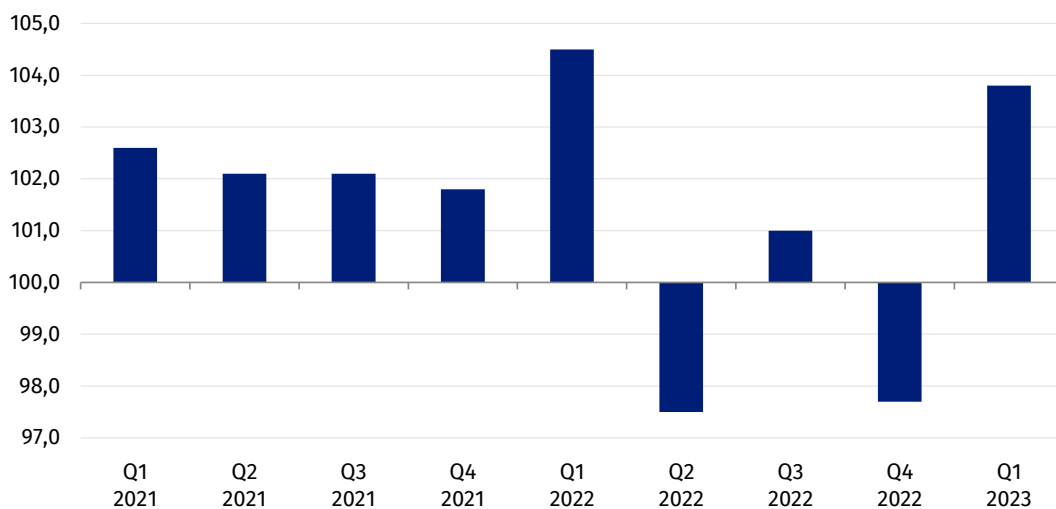
In the 1st quarter of 2023 there was the decrease of GDP which amounted to 0.3% year-on-year comparison. This was caused by the decrease of growth rate of domestic uses by 5.2% (in the 4th quarter of 2022 the increase in domestic uses of 0.6% was recorded). It resulted mainly from the drop in gross capital formation of 18.4% (against the increase of 10.4% in the 4th quarter of 2022) and the drop in final consumption expenditure of 1.6% (against the decrease of 3.3% in the 4th quarter of 2022). Consumption expenditure in the households sector was lower by 2.0% (against the decrease of 1.1% in the 4th quarter of 2022). Gross fixed capital formation went up by 5.5% (against the increase of 5.4% in the 4th quarter of 2022).

As a result, the negative contribution of domestic uses to economic growth was -4.6 percentage points (in the 4th quarter of 2022 the positive influence of domestic uses of +0.6 percentage points was recorded). It came from the negative influences of final consumption expenditure and gross capital formation. The impact of final consumption expenditure was -1.1 percentage points (against -2.3 percentage points in the 4th quarter of 2022), of which the impact of consumption expenditure in the households sector was -1.0 percentage points and the impact of public consumption expenditure was -0.1 percentage points (-0.5 percentage points and -1.8 percentage points in the 4th quarter of 2022 respectively). The impact of gross fixed capital formation amounted to +0.6 percentage points (against +1.2 percentage points in the 4th quarter of 2022). The contribution of changes in inventories amounted to -4.1 percentage points (against +1.7 percentage points in the 4th quarter of 2022). As a consequence, the impact of gross capital formation on GDP growth was negative and amounted to -3.5 percentage points (against +2.9 percentage points in the 4th quarter of 2022). In the 1st quarter of 2023 the positive impact of the net exports to the economic growth was noted which amounted to +4.3 percentage points (against +1.7 percentage points in the 4th quarter of 2022).

**Chart 1. Gross domestic product volume growth rate
(the corresponding quarter of the previous year = 100)**



**Chart 2. Gross domestic product volume growth rate, seasonally adjusted data
(the previous quarter = 100)**



Seasonally adjusted GDP (previous quarter = 100, constant prices with reference year 2015)

In the 1st quarter of 2023 compared to the previous quarter seasonally adjusted GDP was 3.8% higher.

Gross value added in national economy in the 1st quarter of 2023 increased by 4.2%, of which:

- in construction by 0.8%,
- in trade and repair by 2.3%,

- in transportation and storage by 4.2%,
- in public administration and defense, compulsory social security, education, human health and social work activities altogether by 1.3%.

Gross value added in industry fell by 0.7% and in financial and insurance went down by 0.9%.

Domestic uses in the 1st quarter of 2023 decreased by 2.1%.

In the 1st quarter of 2023 total consumption expenditure increased by 1.3%, in which consumption expenditure in the households sector went down by 0.8% and public consumption expenditure grew by 13.9%.

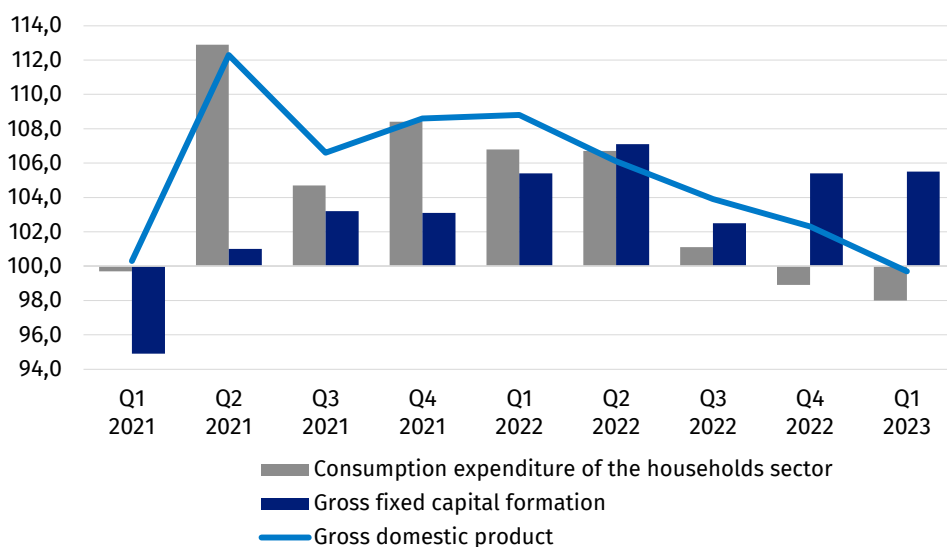
Gross capital formation in the 1st quarter of 2023 was lower by 5.8%, of which gross fixed capital formation increased by 1.9%.

In the attached tables 1 and 2 the real growth rates are presented in constant prices of 2015 with previous quarter=100 and corresponding quarter of the previous year=100 for GDP time series and its selected components, seasonally unadjusted, seasonally adjusted and trend.

Seasonally unadjusted GDP (constant average prices of the previous year)

According to the preliminary estimate GDP in the 1st quarter of 2023 was 0.3% lower than in the corresponding quarter of the previous year.

Chart 3. GDP volume growth rate (the corresponding quarter of the previous year = 100)



Gross value added in national economy in the 1st quarter of 2023 was 0.7% higher than in the corresponding quarter of 2022, of which:

- in construction by 1.5%,
- in financial and insurance activities by 23.4%,
- in public administration and defense, compulsory social security, education, human health and social work activities altogether by 2.3%.

Gross value added was lower than in the corresponding quarter of 2022 :

- in industry by 1.4%,
- in trade and repair by 4.4%,
- in transportation and storage by 1.2%

Domestic uses in the 1st quarter of 2023 were 5.2% lower than in the corresponding quarter of the previous year.

Final consumption expenditure in the 1st quarter of 2023 compared with the same quarter of the previous year was 1.6% lower, of which consumption expenditure in the households sector decreased by 2.0% and public consumption expenditure decreased by 0.5%.

Gross capital formation in the 1st quarter of 2023 was lower by 18.4% compared to the corresponding quarter of 2022, of which gross fixed capital formation went up by 5.5%. Investment ratio (relation of gross fixed capital formation to gross domestic product at current prices) amounted to 12.7% against 12.5% in the previous year.

Detailed data for GDP time series and its components at current prices as well as volume growth rates (corresponding quarter of the previous year = 100, constant average prices of the previous year) is presented in tables 3 and 4. Table 5 includes information on contribution to GDP volume growth rate.

Seasonal adjustment procedure can cause revisions to historical GDP growth rates and GDP components when later quarterly observations become available or the past unadjusted data are revised.

In the case of quoting data from the Statistics Poland, please provide information: "Source of Statistics Poland data", and in the case of publishing calculations made using data published by Statistics Poland, please provide information: "Own study based on Statistics Poland data".


Prepared by:
National Accounts Department
Director Anita Perzyna
Phone: (+48 22) 608 31 17

Issued by:
**The Spokesperson for the President
of Statistics Poland**
Karolina Banaszek
Phone: (+48) 695 255 011

Press Office

Phone: (+48 22) 608 38 04

e-mail: obslugaprasowa@stat.gov.pl

-  stat.gov.pl/en/
-  [@StatPoland](https://twitter.com/StatPoland)
-  [@GlownyUrzadStatystyczny](https://www.facebook.com/GlownyUrzadStatystyczny)
-  [gus_stat](https://www.instagram.com/gus_stat)
-  [glownyurządstatystycznygus](https://www.youtube.com/glownyurządstatystycznygus)
-  [glownyurządstatystyczny](https://www.linkedin.com/company/glownyurządstatystyczny)

Related information

[Flash estimate of Gross Domestic Product in the first quarter of 2023](#)

Data available in databases

[Knowledge database-National Accounts](#)

Terms used in official statistics

[Gross domestic product](#)

[Gross value added](#)

[Gross capital formation](#)