

Production of industrial products in 2022¹⁾

12.07.2023

 **30.4%**

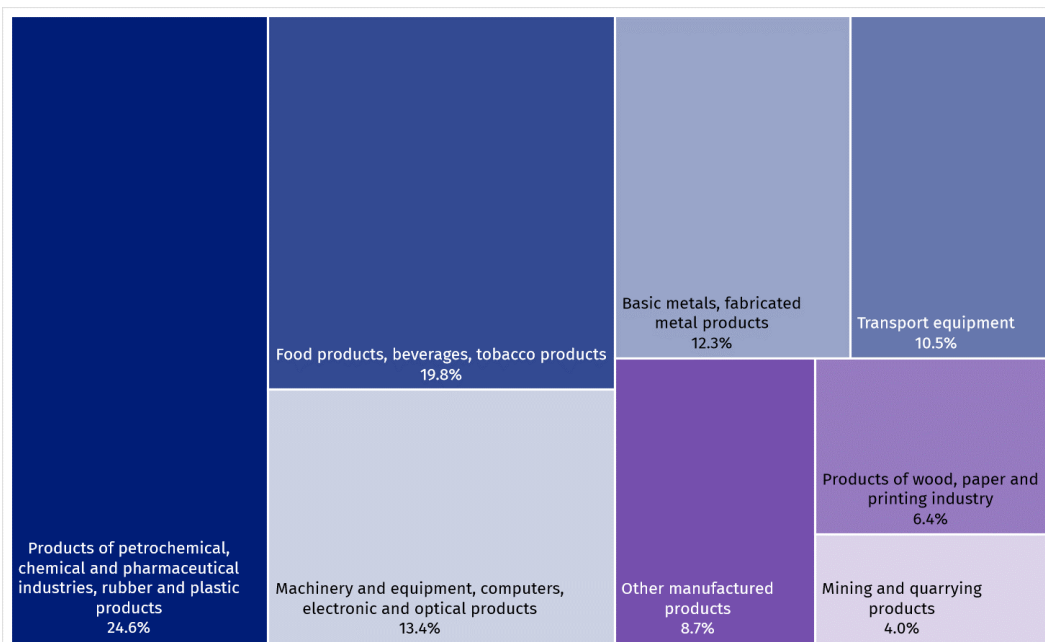
Index of value of sold production of own products by manufacturers

The value of sold production of own products by producers in 2022 increased in relation to 2021 by 30.4% and amounted to 1 872 227.2 million PLN.

Sold production of industrial products

In 2022, compared to the previous year, the value of sold production of products increased in all divisions of the sections Products of mining and quarrying and Manufactured products, except for the Metal ores division (a decrease by 0.6% was recorded) and Textiles (by 0.5%). Compared to the previous year, in 2022 the largest increase in the share in the value of sold production of products was recorded for the division Coke, briquettes and similar solid fuels manufactured from coal or peat and refined petroleum products (by 2.9 percentage points). The largest decrease in the share (by 0.6 percentage points) was recorded for the divisions Rubber and plastic products, Computers, electronic and optical products and Motor vehicles, trailers and semi-trailers.

Chart 1. Share in the value of sold production in 2022, by groupings of divisions of the Polish Classification of Goods and Services (PKWiU)



¹ Data refer to enterprises in which the number of persons employed is 10 and more

Table 1. Sold production of products by PKWiU sections and divisions (current prices)

Sections and divisions	2022		
	in milion PLN	in percent	2021=100
Total	1 872 227.2	100.0	130.4
Products of mining and quarrying	74 045.2	4.0	193.7
of which Hard coal and lignite	37 455.4	2.0	175.5
Manufactured products	1 798 182.0	96.0	128.6
of which:			
Food products	309 975.6	16.6	132.8
Beverages	41 444.0	2.2	113.9
Tobacco products	18 526.9	1.0	107.4
Textiles	10 954.2	0.6	99.5
Wearing apparel	5 498.0	0.3	117.8
Leather and leather products	3 075.5	0.2	102.0
Wood and products of wood and cork, except furniture; articles of straw and plaiting materials	46 617.8	2.5	122.3
Paper and paper products	69 113.4	3.7	130.6
Coke, briquette and similar solid fuels from coal and peat, refined petroleum products	194 825.9	10.4	181.3
Chemicals and chemical products	123 632.9	6.6	139.3
Basic pharmaceutical products, medicaments and pharmaceutical preparations	14 314.6	0.8	119.1
Rubber and plastic products	127 764.9	6.8	120.8
Other non-metallic mineral products	73 763.8	3.9	122.7
Basic metals	126 576.2	6.8	123.2

The largest share in the value of sold production was recorded for section Food products (16.6%)

Table 1. Sold production of products by PKWiU sections and divisions (current prices) (cont.)

Sections and divisions	2022		
	in milion PLN	in percent	2021=100
Fabricated metal products, except machinery and equipment	103 534.0	5.5	122.7
Computers, electronic and optical products	51 379.5	2.7	107.7
Electrical equipment	134 268.4	7.2	126.6
Machinery and equipment n.e.c.	67 644.8	3.6	121.9
Motor vehicles, trailers and semi-trailers	172 062.8	9.2	121.7
Other transport equipment	24 812.2	1.3	128.5
Furniture	54 218.6	2.9	109.6
Other manufactured goods	15 390.1	0.8	121.9

Out of 4574 products and assortment groups of products covered by observation in physical units of measure according to the PRODPOL nomenclature, entities of the national economy reported sold production for 3584 headings. An increase in sold production was recorded for 1393 products, and a decrease for 1998.

The following were among the products with largest value of sold production: gas oils for high-speed compression ignition engines (diesel fuel); lithium-ion accumulators; parts and accessories for motor vehicles, n.e.c.; hard coal; unleaded motor gasoline; hot rolled products (excluding semi-finished products); prepared feeds for farm animals; high-methane natural gas, other than from direct extraction; television receivers with built-in digital TV tuner; goods vehicles, with compression-ignition piston engine; fresh or chilled pig meat; structures and parts of structures of iron or steel, n.e.c. (including weirs, sluices, lock-gates, etc.); cartons, boxes and cases, of corrugated paper or paperboard; fresh or chilled cuts of chicken; seats with wooden frames; cigarettes.

Manufactured production of industrial products

Out of 4574 products and assortment groups of products covered by observation in physical units of measure according to the PRODPOL nomenclature, entities of the national economy reported manufactured production for 3632 headings. Increase in manufactured production was noted in the case of 1491 products and decrease – 1960 products.

Table 2. Manufactured production of major industrial products in 2022

Specification	Volume unit	Volume	2021=100
Hard coal	thousand tonnes	53 239	96.2
Lignite	thousand tonnes	54 621	104.3
Natural gas	cubic hectometres	5 172	98.1
Slaughter products of cattle and calves and pigs included in slaughter capacity	tonnes	1 558 790	98.1
Poultry meat	tonnes	3 349 924	106.1
Milk	hectolitres	37 210 643	103.7
Butter	tonnes	251 529	104.3
Fresh bread	tonnes	1 449 011	108.1
Sugar in terms of white sugar	tonnes	2 145 620	99.7
Prepared feeds for farm animals	thousand tonnes	11 639	108.5
Vodka in terms of 100%	hectolitres	1 017 713	94.2
Beer from malt	hectolitres	37 933 190	97.7
Cigarettes	million p/st	231 736	107.4
Footwear (including rubber footwear)	thousand pairs	25 148	95.9
Sawnwood	cubic decametres	4 584	91.7
Fibreboard	thousand m ²	681 014	88.8
Pellets and briquettes of wood	thousand tonnes	1 152	70.7
Paper and paperboard	thousand tonnes	5 238	98.3
Coke	tonnes	8 485 978	91.4
Motor gasoline (including aviation gasoline)	tonnes	4 335 371	103.9
Diesel oils	tonnes	14 587 413	106.9
Ethylene	tonnes	459 065	131.7
Mineral or chemical fertilizers in terms of pure component, including multiingredient fertilizers	tonnes	2 401 297	81.6
Pesticides	tonnes	114 906	105.4

Table 2. Manufactured production of major industrial products in 2022 (cont.)

Specification	Volume unit	Volume	2021=100
Plastics in primary forms	tonnes	3 667 593	99.3
Disinfectant liquids and gels	kg	12 629 648	124.6
Tires (excluding retreaded)	thousand p/st	53 089	89.3
Builders' ware of plastic	tonnes	1 236 616	98.6
Cement	thousand tonnes	19 503	99.4
Bricks	thousand bricks	561 125	94.8
Crude steel	tonnes	7 521 057	87.9
Hot rolled products (excluding semi-finished products)	tonnes	7 712 606	83.5
Steel tubes	tonnes	1 030 029	108.1
Unwrought, unalloyed refined copper	tonnes	587 909	101.5
Computers	p/st	3 368 573	96.0
Television receivers	thousand p/st	17 173	88.9
Accumulators for starting piston engines for motor vehicles	thousand p/st	5 819	77.3
Refrigerators and freezers, including combined refrigerators-freezers	thousand p/st	3 508	98.0
Dish washing machines	thousand p/st	5 581	94.8
Washing machines (including machines which both wash and dry)	thousand p/st	6 329	90.2
Electric cookers, including gas-electric cookers	thousand p/st	1 076	67.1
Agricultural tractors	p/st	3 219	104.4
Machinery and equipment for construction, road and drainage work	tonnes	14 265	117.3
Passenger cars	p/st	255 140	97.9
Public transport vehicles	p/st	5 089	96.9
Lorries and road tractors for semi-trailers	p/st	223 689	129.0
Bicycles (including children's bicycles)	p/st	1 337 014	109.0
Upholstered seats with wooden frames	p/st	13 492 347	86.3

Table 2. Manufactured production of major industrial products in 2022 (cont.)

Specification	Volume unit	Volume	2021=100
Wooden furniture for dining and living room	thousand p/st	39 219	116.4
Face masks used in medicine	p/st	345 466 547	35.5
Other protective face masks	p/st	121 903 872	62.9

In case of quoting Statistics Poland data, please provide information: "Source of data: Statistics Poland", and in case of publishing calculations made on data published by Statistics Poland, please include the following disclaimer: "Own study based on figures from Statistics Poland".





Prepared by:
Enterprises Department
Katarzyna Walkowska
Phone: (+48 22) 608 31 25

Issued by:
**The Spokesperson for the President
of Statistics Poland**
Karolina Banaszek
Phone: (+48) 695 255 011

Press Office

Phone: (+48 22) 608 38 04

e-mail: obslugaprasowa@stat.gov.pl

-  stat.gov.pl/en/
-  [@StatPoland](https://twitter.com/StatPoland)
-  [@GlownyUrzadStatystyczny](https://www.facebook.com/GlownyUrzadStatystyczny)
-  [gus_stat](https://www.instagram.com/gus_stat)
-  [glownyurządstatystycznygus](https://www.youtube.com/glownyurządstatystycznygus)
-  [glownyurządstatystyczny](https://www.linkedin.com/company/glownyurządstatystyczny)

Related information

[Production of industrial products in 2021](#)

[Production of major industrial products](#)

[Production of industrial products 2017-2021](#)

Data available in databases

[Knowledge Databases Industry](#)

Terms used in official statistics

[Sold production of industry products](#)

[Manufactured production](#)

[Finished products](#)