

22.04.2024

Index numbers of sold production of industry in March 2024^{a)}

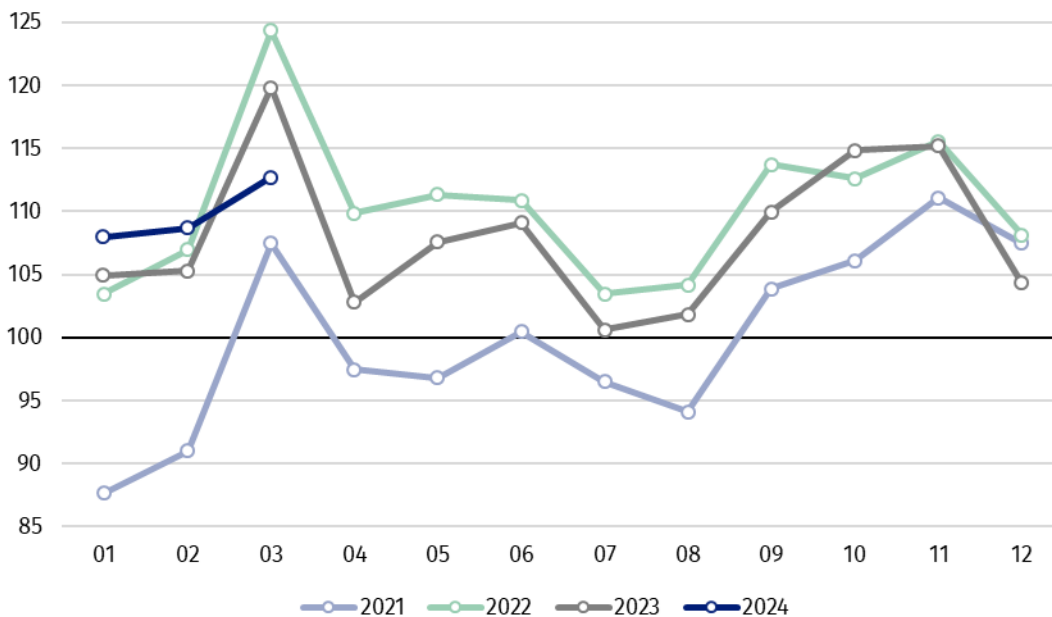
↓ 6.0%
Decrease in sold production of industry as compared to March 2023

In March 2024, sold production of industry was by 6.0% lower than in March 2023, when a decrease was recorded by 3.7% as compared to the corresponding period of the previous year, whereas in comparison with February 2024, it increased by 3.6%. In the period January-March of 2024, sold production of industry was by 0.7% lower than in the corresponding period of 2023, which saw a decrease by 1.1% as compared to the corresponding period of 2022.

After eliminating the seasonal factors, in March 2024 sold production of industry reached the level lower by 3.9% than in the corresponding month of 2023 and by 5.5% lower as compared to February 2024.

After seasonal adjustment, a decrease in sold industrial production in March 2024 amounted to 3.9% per year

Chart 1. Sold production of industry (average monthly level in 2021=100)



In March 2024, in all main industrial groupings there was a decrease per year, in the production of intermediate goods – by 8.9%, durable consumer goods – by 7.1%, capital goods – by 6.3%, non-durable consumer goods – by 3.6% and the production of energy – by 2.4%.

^{a)} Reported data; comprise enterprises with 10 or more persons employed.

Table 1. Index numbers of sold production of industry^{a)} (constant prices)

SPECIFICATION	2024						
	02	03	02	03	01-03	02	03
	previous month =100		previous year =100			monthly average of 2021 =100	
INDUSTRY	100.7	103.6	103.3	94.0	99.3	108.7*	112.7
Mining and quarrying	105.0*	96.0	97.7*	86.9	92.6	109.6*	105.3
Manufacturing	101.4*	104.0	103.8	93.7	99.2	106.8	111.6
Electricity, gas, steam and air conditioning supply	87.1	101.0	95.8*	100.1	102.4	127.7	132.5
Water supply; sewerage waste management and re-mediation activities	102.1*	105.5	109.8*	106.2	108.1	104.7*	110.5

^{a)} Data including final information on production and prices in February and reported data in March.

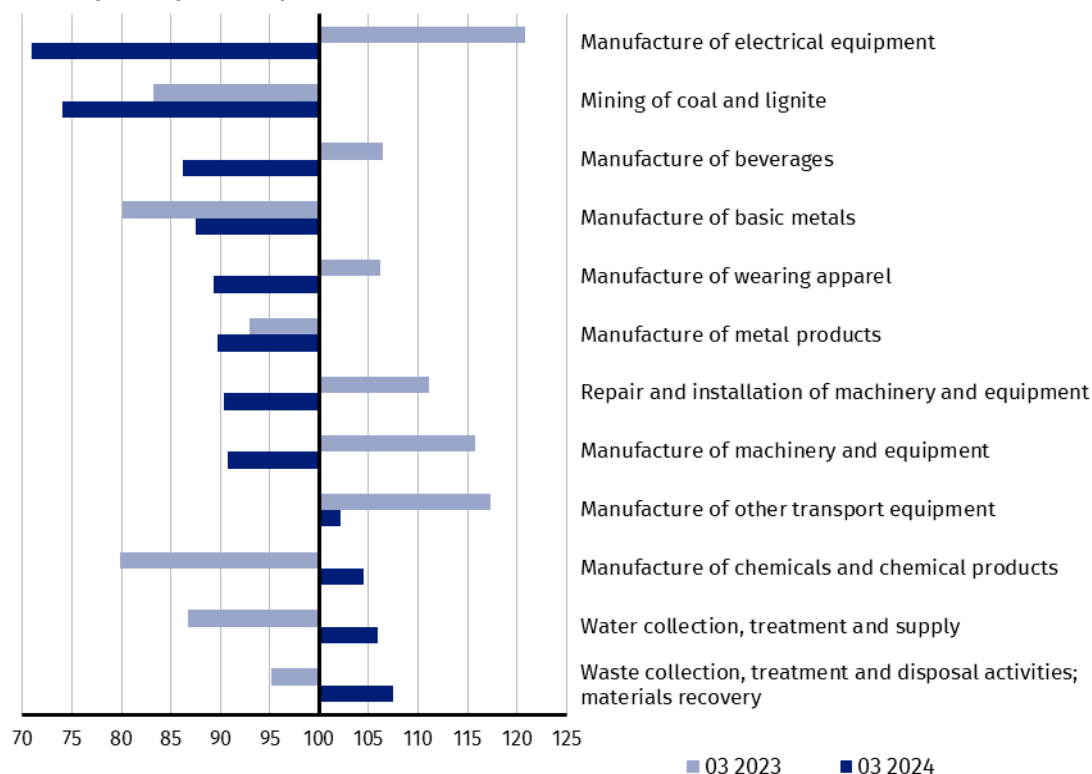
* Data revised.

According to the preliminary data, in March 2024 as compared to March 2023, a decrease in sold production (in constant prices) was reported in 26 (out of 34) industry divisions, among others in manufacture of electrical equipment – by 29.1%, in mining of coal and lignite – by 25.9%, in manufacture of beverages – by 13.8%, manufacture of basic metals – by 12.5%, manufacture of metal products – by 10.3%, in repair and installation of machinery and equipment – by 9.6%, in manufacture of machinery and equipment – by 9.3%, manufacture of furniture – by 8.1%.

An increase in sold production of industry, as compared to March 2023, was recorded in 8 divisions, among others in waste collection, treatment and disposal activities; materials recovery – by 7.5%, in manufacture of chemicals and chemical products – by 4.5%, manufacture of other transport equipment – by 2.1%.

Share of production value of industry divisions, which saw a decrease in comparison to March 2023, stood at 83.5%

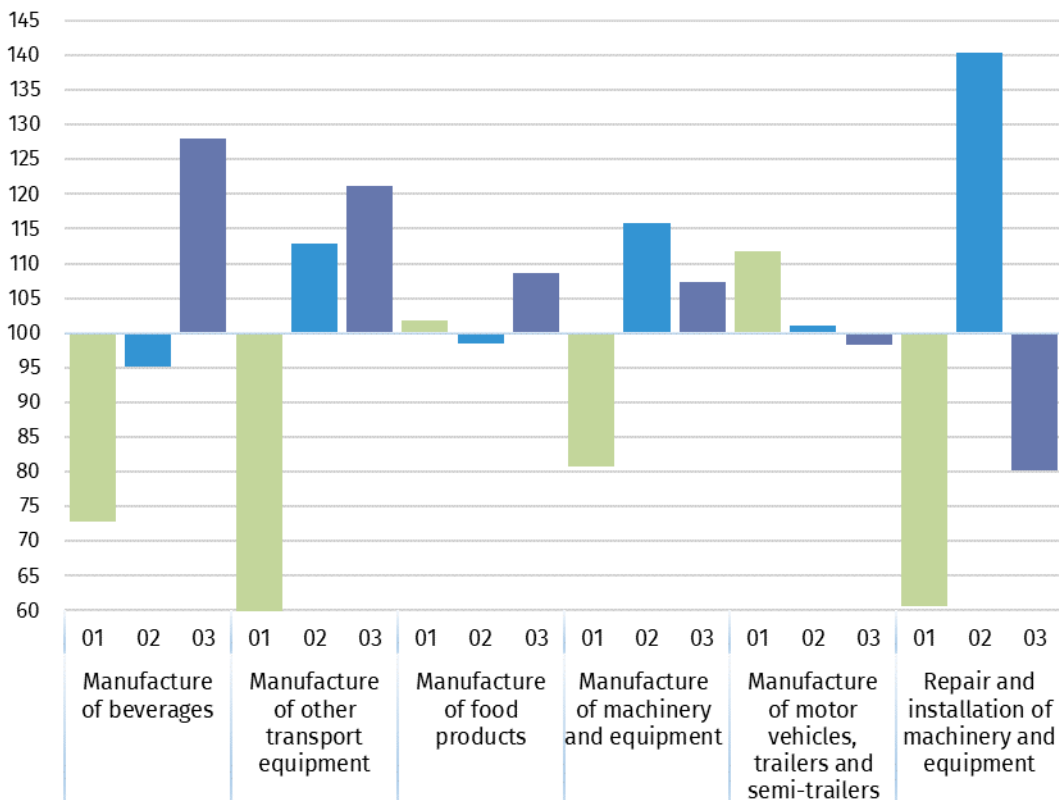
Chart 2. Index numbers of sold production of industry by selected NACE divisions (constant prices; previous year =100)



As compared to February 2024, an increase in sold production (in constant prices) in March 2024 was recorded in 27 (out of 34) industry divisions, among others in manufacture of beverages – by 28.0%, manufacture of other transport equipment – by 21.2%, manufacture of other non-metallic mineral products – by 10.6%, manufacture of computer, electronic and optical products – by 9.5%, manufacture of food products – by 8.7%, manufacture of machinery and equipment – by 7.3%, in waste collection, treatment and disposal activities; materials recovery – by 6.8%.

A decrease in sold production of industry, as compared to February 2024, was recorded in 7 divisions, among others in repair and installation of machinery and equipment – by 19.8%, in mining of coal and lignite – by 3.7%, in manufacture of motor vehicles, trailers and semi-trailers – by 1.8%, manufacture of furniture – by 1.3%.

Chart 3. Index numbers of sold production of industry by selected NACE divisions (constant prices; previous month =100)



In case of quoting Statistics Poland data, please provide information: “Source of data: Statistics Poland”, and in case of publishing calculations made on data published by Statistics Poland, please include the following disclaimer: “Own study based on figures from Statistics Poland”.







Prepared by:
Enterprises Department
Director Katarzyna Walkowska
Phone: (+48 22) 608 31 25

Issued by:
**The Spokesperson for the President
of Statistics Poland**
Karolina Banaszek
Phone: (+48) 695 255 011

Press Office

Phone: (+48 22) 608 38 04

e-mail: obslugaprasowa@stat.gov.pl

-  stat.gov.pl
-  [@GUS_STAT](https://twitter.com/GUS_STAT)
-  [@GlownyUrzadStatystyczny](https://www.facebook.com/GlownyUrzadStatystyczny)
-  [gus_stat](https://www.instagram.com/gus_stat)
-  [glownyurządstatystycznygus](https://www.youtube.com/glownyurządstatystycznygus)
-  [glownyurządstatystyczny](https://www.linkedin.com/company/glownyurządstatystyczny)

Related information

[Statistical Bulletin](#)

[Socio-economic situation of the country](#)

Data available in databases

[Knowledge Database - Industrial Production](#)

[Macroeconomic Data Bank](#)

[Macroeconomic indicators](#)

[Local Data Bank](#)

Terms used in official statistics

[Sold production of industry](#)

[Seasonally un-adjusted index of sold production of industry](#)

[Seasonally adjusted index of sold production of industry](#)

[Production of capital goods](#)

[Production of non-durable consumer goods](#)

[Production of durable consumer goods](#)

[Production of intermediate goods](#)

[Production of goods related to energy](#)