

22.01.2024

# Index numbers of sold production of industry in December 2023<sup>a)</sup>

↓ 3.9%

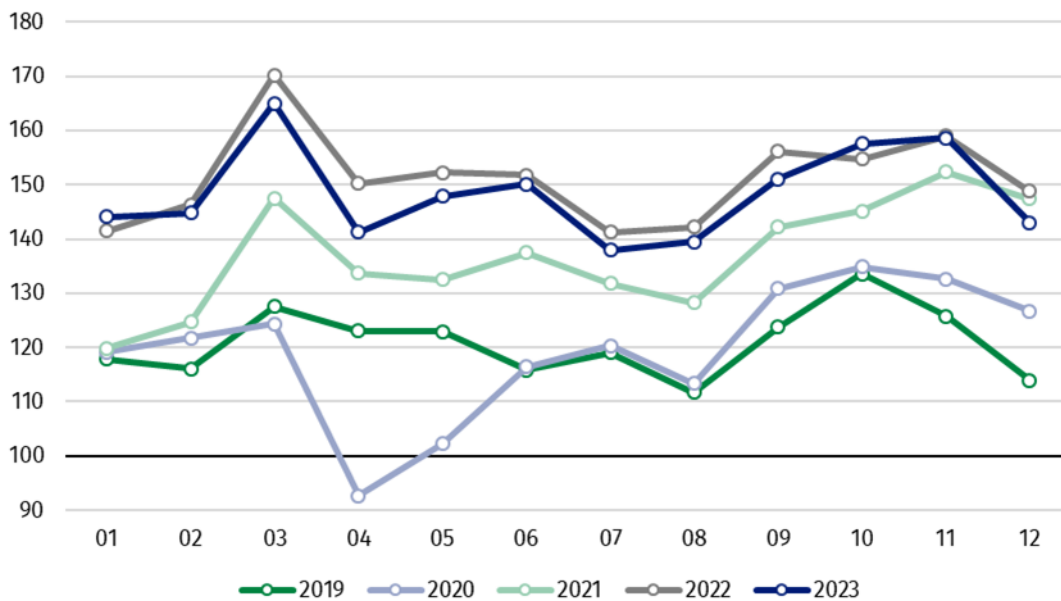
Decrease in sold production of industry as compared to December 2022

In December 2023, sold production of industry was by 3.9% lower than in December 2022, when an increase was recorded by 1.0% as compared to the corresponding period of 2021, whereas in comparison with November 2023, it decreased by 9.8%. In the period January-December of 2023, sold production of industry was by 1.5% lower than in the corresponding period of 2022, which saw an increase by 10.2% as compared to the corresponding period of 2021.

After eliminating the seasonal factors, in December 2023 sold production of industry reached the level lower by 0.5% than in the corresponding month of 2022 and by 2.9% higher as compared to November 2023.

After seasonal adjustment, a decrease in sold industrial production in December 2023 amounted to 0.5% per year

Chart 1. Sold production of industry (average monthly level in 2015=100)



In December 2023, among the main industrial groupings there was a decrease per year in the production of durable consumer goods – by 16.2%, intermediate goods – by 11.3% and lower in production of non-durable consumer goods – by 3.3%. An increase was observed in the production of capital goods – by 3.7% and energy – by 2.2%.

<sup>a)</sup> Reported data; comprise enterprises with 10 or more persons employed.

**Table 1. Index numbers of sold production of industry <sup>a)</sup> (constant prices)**

SPECIFICATION	2023						
	11	12	11	12	01-12	11	12
	previous month =100		previous year =100			monthly average of 2015 =100	
<b>INDUSTRY</b>	<b>100.6*</b>	<b>90.2</b>	<b>99.7*</b>	<b>96.1</b>	<b>98.5</b>	<b>158.6*</b>	<b>143.0</b>
Mining and quarrying	96.2*	85.7	101.8*	96.5	95.0	96.9*	83.1
Manufacturing	99.6*	88.1	98.5*	94.4	98.8	160.7*	141.7
Electricity, gas, steam and air conditioning supply	114.6*	109.5	111.2*	111.4	95.0	165.3*	181.0
Water supply; sewerage waste management and re-mediation activities	98.7*	102.0	104.7*	101.6	99.9	156.8*	159.9

<sup>a)</sup> Data including final information on production and prices in November and reported data in December.

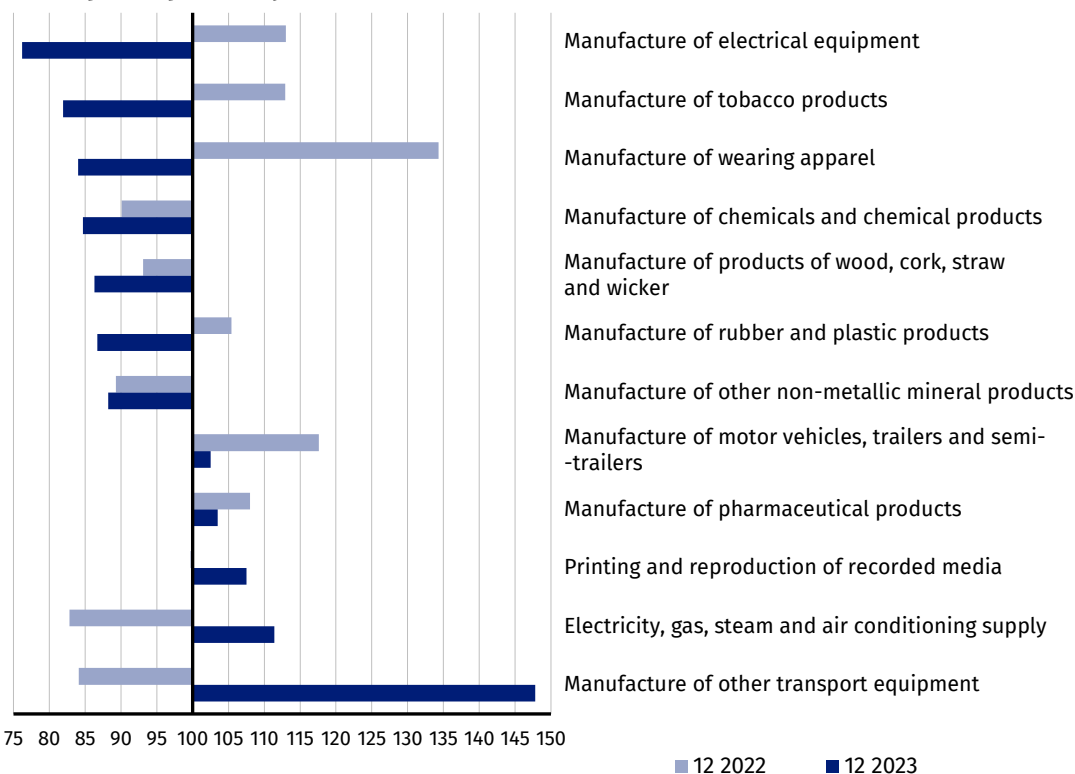
\* Data revised.

According to the preliminary data, in December 2023 as compared to December 2022, a decrease in sold production (in constant prices) was reported in 23 (out of 34) industry divisions, among others, in manufacture of electrical equipment – by 23.8%, manufacture of chemicals and chemical products – by 15.3%, manufacture of products of wood, cork, straw and wicker – by 13.7%, manufacture of rubber and plastic products – by 13.3%, manufacture of other non-metallic mineral products – by 11.8%, in repair and installation of machinery and equipment – by 9.0%, in manufacture of furniture – by 8.8%, in mining of coal and lignite – by 7.1%.

An increase in sold production of industry, as compared to December 2022, was recorded in 11 divisions, among others, in manufacture of other transport equipment – by 47.8%, in printing and reproduction of recorded media – by 7.5%,

Share of production value of industry divisions, which saw a decrease in comparison to December 2022, stood at 68.7%

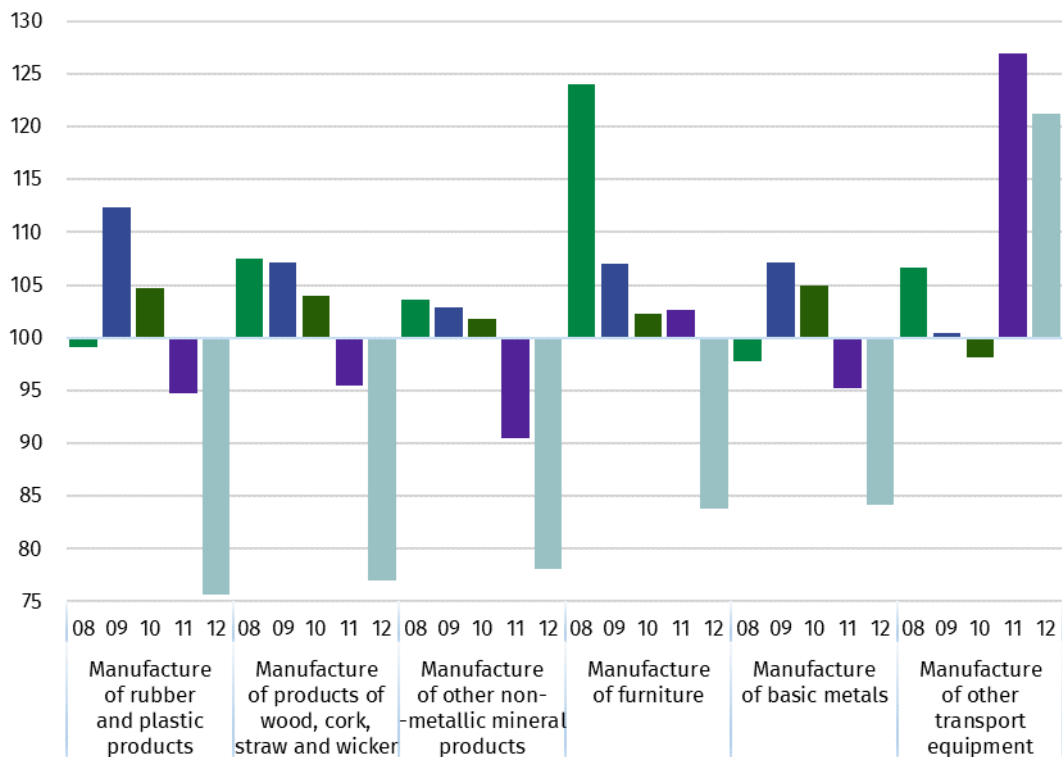
**Chart 2. Index numbers of sold production of industry by selected NACE divisions (constant prices; previous year =100)**



As compared to November 2023, a decrease in sold production (in constant prices) in December 2023 was recorded in 25 (out of 34) industry divisions, among others, in manufacture of rubber and plastic products – by 24.3%, manufacture of products of wood, cork, straw and wicker – by 23.0%, manufacture of other non-metallic mineral products – by 21.9%, manufacture of computer, electronic and optical products – by 21.1%, manufacture of motor vehicles, trailers and semi-trailers – by 19.9%, manufacture of chemicals and chemical products – by 18.3%, manufacture of furniture – by 16.2%, manufacture of basic metals – by 15.8%.

An increase in sold production of industry, as compared to November 2023, was recorded in 9 divisions, among others, in manufacture of other transport equipment – by 21.2%, in repair and installation of machinery and equipment – by 19.4%, in electricity, gas, steam and air conditioning supply – by 9.5%, in manufacture of machinery and equipment – by 8.6%.

**Chart 3. Index numbers of sold production of industry by selected NACE divisions (constant prices; previous month =100)**



In case of quoting Statistics Poland data, please provide information: “Source of data: Statistics Poland”, and in case of publishing calculations made on data published by Statistics Poland, please include the following disclaimer: “Own study based on figures from Statistics Poland”.







Prepared by:  
**Enterprises Department**  
**Director Katarzyna Walkowska**  
Phone: (+48 22) 608 31 25

Issued by:  
**The Spokesperson for the President  
of Statistics Poland**  
**Karolina Banaszek**  
Phone: (+48) 695 255 011

#### **Press Office**

Phone: (+48 22) 608 38 04

**e-mail: [obslugaprasowa@stat.gov.pl](mailto:obslugaprasowa@stat.gov.pl)**

-  [stat.gov.pl](http://stat.gov.pl)
-  [@GUS\\_STAT](https://twitter.com/GUS_STAT)
-  [@GlownyUrzadStatystyczny](https://www.facebook.com/GlownyUrzadStatystyczny)
-  [gus\\_stat](https://www.instagram.com/gus_stat)
-  [glownyurządstatystycznygus](https://www.youtube.com/glownyurządstatystycznygus)
-  [glownyurządstatystyczny](https://www.linkedin.com/company/glownyurządstatystyczny)

#### **Related information**

[Statistical Bulletin](#)

[Socio-economic situation of the country](#)

#### **Data available in databases**

[Knowledge Database - Industrial Production](#)

[Macroeconomic Data Bank](#)

[Macroeconomic indicators](#)

[Local Data Bank](#)

#### **Terms used in official statistics**

[Sold production of industry](#)

[Seasonally un-adjusted index of sold production of industry](#)

[Seasonally adjusted index of sold production of industry](#)

[Production of capital goods](#)

[Production of non-durable consumer goods](#)

[Production of durable consumer goods](#)

[Production of intermediate goods](#)

[Production of goods related to energy](#)