

21.11.2023

# Index numbers of sold production of industry in October 2023<sup>a)</sup>

↑ 1.6%

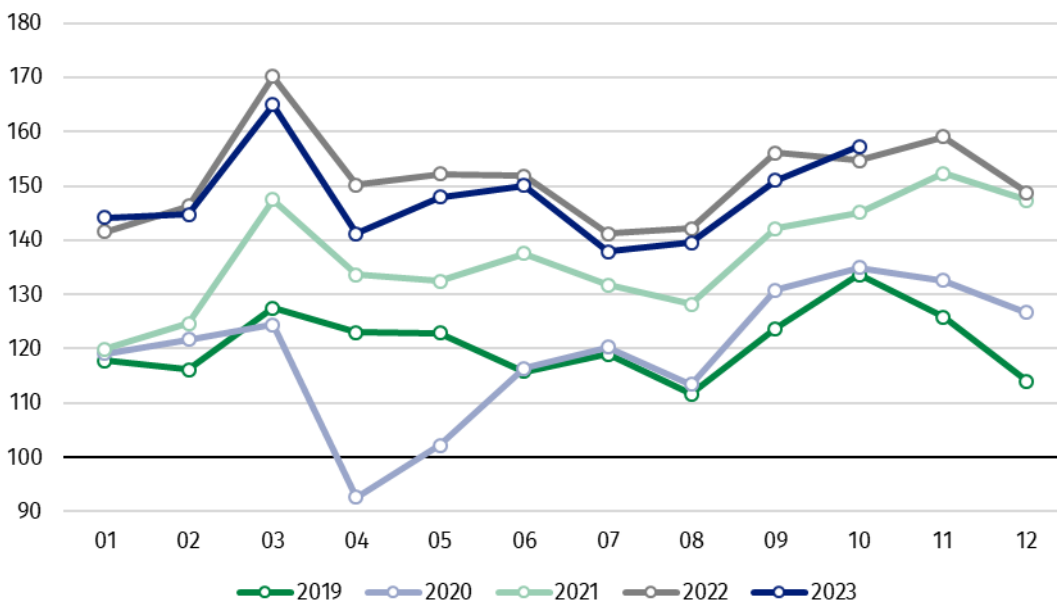
Increase in sold production of industry as compared to October 2022

In October 2023, sold production of industry was by 1.6% higher than in October 2022, when an increase was recorded by 6.6% as compared to the corresponding period of the previous year, whereas in comparison with September 2023, it increased by 4.1%. In the period January-October of 2023, sold production of industry was by 1.5% lower than in the corresponding period of 2022, which saw an increase by 11.6% as compared to the corresponding period of 2021.

After eliminating the seasonal factors, in October 2023 sold production of industry reached the level lower by 0.8% than in the corresponding month of 2022 and by 0.1% lower as compared to September 2023.

After seasonal adjustment, a decrease in sold industrial production in October 2023 amounted to 0.8% per year

Chart 1. Sold production of industry (average monthly level in 2015=100)



In October 2023, among the main industrial groupings there was an increase per year in the production of energy – by 11.0%, capital goods – by 5.9% and non-durable consumer goods – by 2.5%. A decrease was observed in the production of intermediate goods – by 3.9% and durable consumer goods – by 2.2%.

<sup>a)</sup> Reported data; comprise enterprises with 10 or more persons employed.

**Table 1. Index numbers of sold production of industry<sup>a)</sup> (constant prices)**

SPECIFICATION	2023						
	09	10	09	10	01-10	09	10
	previous month =100		previous year =100			monthly average of 2015 =100	
<b>INDUSTRY</b>	<b>108.2*</b>	<b>104.1</b>	<b>96.7*</b>	<b>101.6</b>	<b>98.5</b>	<b>151.0*</b>	<b>157.3</b>
Mining and quarrying	107.7*	103.3	99.3*	105.7	94.0	97.6*	100.8
Manufacturing	109.0*	102.4	96.1*	100.3	99.2	156.8*	160.7
Electricity, gas, steam and air conditioning supply	100.2*	130.3	104.4*	117.2	92.1	113.2*	147.4
Water supply; sewerage waste management and re-mediation activities	101.0*	103.0	98.9*	105.0	98.9	154.2*	158.9

<sup>a)</sup> Data including final information on production and prices in September and reported data in October.

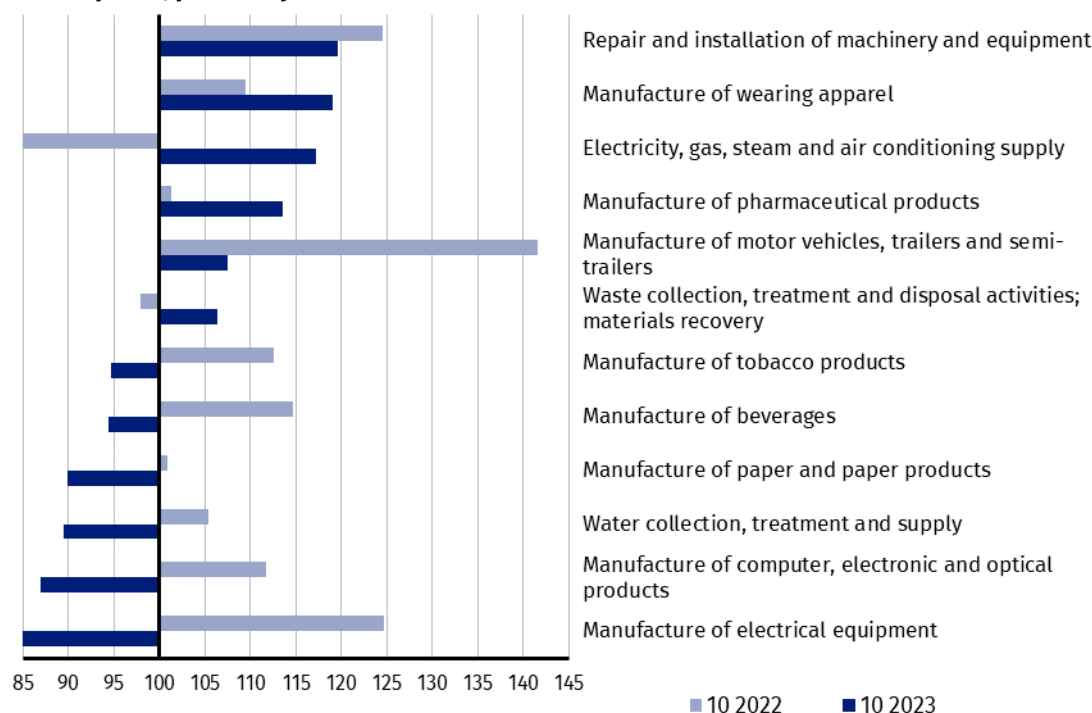
\* Data revised.

According to the preliminary data, in October 2023 as compared to October 2022, an increase in sold production (in constant prices) was reported in 21 (out of 34) industry divisions, among others, in repair and installation of machinery and equipment – by 19.6%, in electricity, gas, steam and air conditioning supply – by 17.2%, in manufacture of motor vehicles, trailers and semi-trailers – by 7.5%, manufacture of chemicals and chemical products – by 4.3%, manufacture of machinery and equipment – by 4.1%, manufacture of rubber and plastic products – by 4.0%, manufacture of metal products – by 3.2%.

A decrease in sold production of industry, as compared to October 2022, was recorded in 13 divisions, among others, in manufacture of electrical equipment – by 16.6%, manufacture of computer, electronic and optical products – by 13.0%, manufacture of paper and paper products – by 10.1%, manufacture of other non-metallic mineral products and manufacture of products of wood, cork, straw and wicker – by 5.0% each, manufacture of basic metals – by 4.0%.

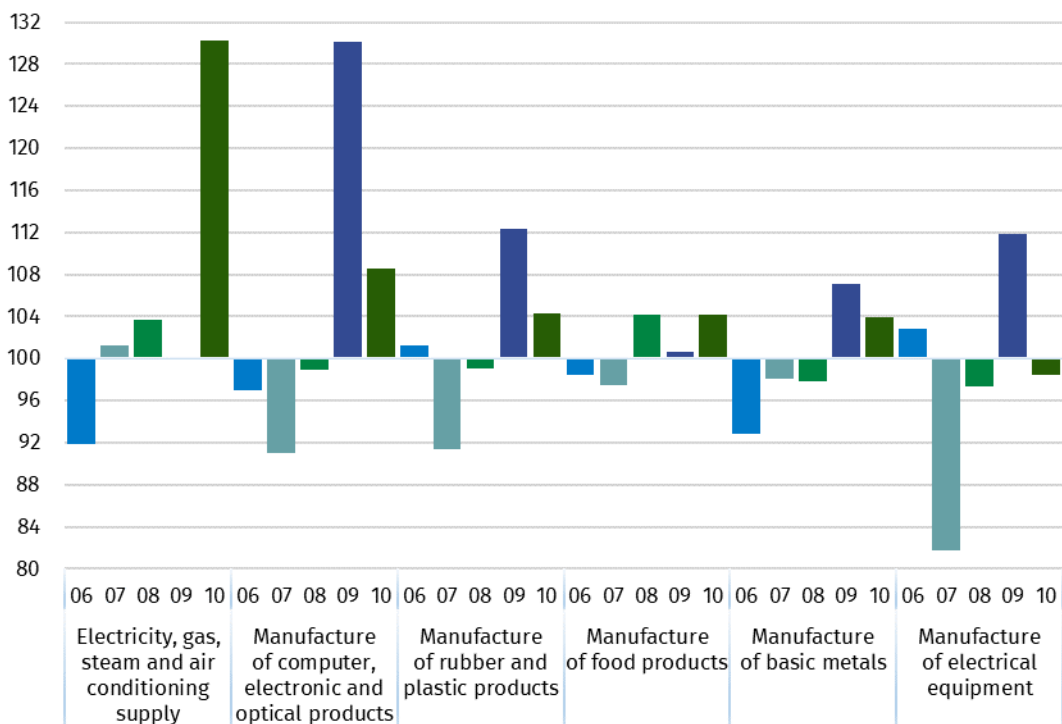
Share of production value of industry divisions, which saw an increase in comparison to October 2022, stood at 77.9%

**Chart 2. Index numbers of sold production of industry by selected NACE divisions (constant prices; previous year =100)**



As compared to September 2023, an increase in sold production (in constant prices) in October 2023 was recorded in 27 (out of 34) industry divisions, among others, in electricity, gas, steam and air conditioning supply – by 30.3%, in manufacture of computer, electronic and optical products – by 8.6%, in mining of coal and lignite – by 7.3%, in waste collection, treatment and disposal activities; materials recovery – by 6.4%, in manufacture of rubber and plastic products – by 4.3%, manufacture of food products – by 4.2%. A decrease in sold production of industry, as compared to September 2023, was recorded in 7 divisions, among others, in manufacture of beverages – by 11.9%, manufacture of other transport equipment – by 2.1%, manufacture of electrical equipment – by 1.5%, manufacture of machinery and equipment – by 1.2%.

**Chart 3. Index numbers of sold production of industry by selected NACE divisions (constant prices; previous month =100)**



In case of quoting Statistics Poland data, please provide information: “Source of data: Statistics Poland”, and in case of publishing calculations made on data published by Statistics Poland, please include the following disclaimer: “Own study based on figures from Statistics Poland”.







Prepared by:  
**Enterprises Department**  
**Director Katarzyna Walkowska**  
Phone: (+48 22) 608 31 25

Issued by:  
**The Spokesperson for the President  
of Statistics Poland**  
**Karolina Banaszek**  
Phone: (+48) 695 255 011

#### **Press Office**

Phone: (+48 22) 608 38 04

**e-mail: [obslugaprasowa@stat.gov.pl](mailto:obslugaprasowa@stat.gov.pl)**

-  [stat.gov.pl](http://stat.gov.pl)
-  [@GUS\\_STAT](https://twitter.com/GUS_STAT)
-  [@GlownyUrzadStatystyczny](https://www.facebook.com/GlownyUrzadStatystyczny)
-  [gus\\_stat](https://www.instagram.com/gus_stat)
-  [glownyurządstatystycznygus](https://www.youtube.com/glownyurządstatystycznygus)
-  [glownyurządstatystyczny](https://www.linkedin.com/company/glownyurządstatystyczny)

#### **Related information**

[Statistical Bulletin](#)

[Socio-economic situation of the country](#)

#### **Data available in databases**

[Knowledge Database - Industrial Production](#)

[Macroeconomic Data Bank](#)

[Macroeconomic indicators](#)

[Local Data Bank](#)

#### **Terms used in official statistics**

[Sold production of industry](#)

[Seasonally un-adjusted index of sold production of industry](#)

[Seasonally adjusted index of sold production of industry](#)

[Production of capital goods](#)

[Production of non-durable consumer goods](#)

[Production of durable consumer goods](#)

[Production of intermediate goods](#)

[Production of goods related to energy](#)