

21.06.2023

Index numbers of sold production of industry in May 2023^{a)}

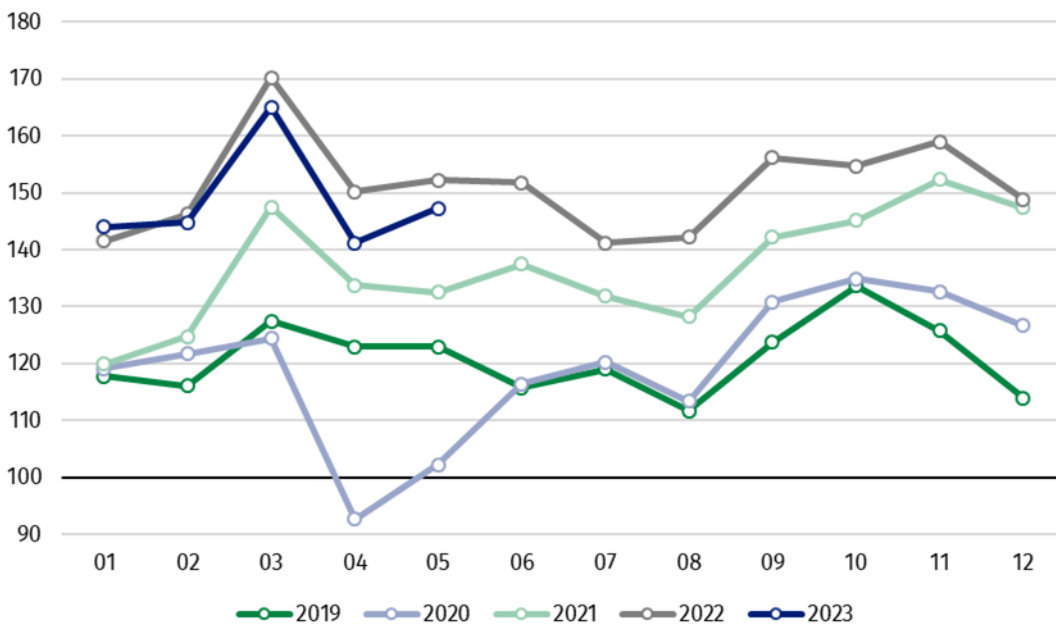
↓ 3.2%
Decrease in sold production of industry as compared to May 2022

In May 2023, sold production of industry was by 3.2% lower than in May 2022, when an increase was recorded by 14.9% as compared to the corresponding period of the previous year, whereas in comparison with April 2023, it increased by 4.4%. In the period January-May of 2023, sold production of industry was by 1.8% lower than in the corresponding period of 2022, which saw an increase by 14.5% as compared to the corresponding period of 2021.

After eliminating the seasonal factors, in May 2023 sold production of industry reached the level lower by 2.4% than in the corresponding month of 2022 and by 1.0% lower as compared to April 2023.

After seasonal adjustment, a decrease in sold industrial production in May 2023 amounted to 2.4% per year

Chart 1. Sold production of industry (average monthly level in 2015=100)



In May 2023, among the main industrial groupings there was a significant decrease per year in the production of durable consumer goods – by 11.8%, energy – by 11.6%, intermediate goods – by 8.5%. An increase was observed in the production of capital goods – by 9.1% and non-durable consumer goods – by 1.0%.

^{a)} Reported data; comprise enterprises with 10 or more persons employed.

Table 1. Index numbers of sold production of industry ^{a)} (constant prices)

SPECIFICATION	2023						
	04	05	04	05	01-05	04	05
	previous month =100		previous year =100			monthly average of 2015 =100	
INDUSTRY	85.6*	104.4	94.0*	96.8	98.2	141.2*	147.3
Mining and quarrying	85.5	101.3	88.3	88.8	94.2	86.4	87.5
Manufacturing	86.2*	105.7	94.6*	97.3	99.4	144.3*	152.5
Electricity, gas, steam and air conditioning supply	76.4*	89.3	88.2*	93.5	87.3	132.4*	118.2
Water supply; sewerage waste management and re-mediation activities	97.8*	105.1	96.2	97.6	97.7	146.1*	153.5

^{a)} Data including final information on production and prices in April and reported data in May.

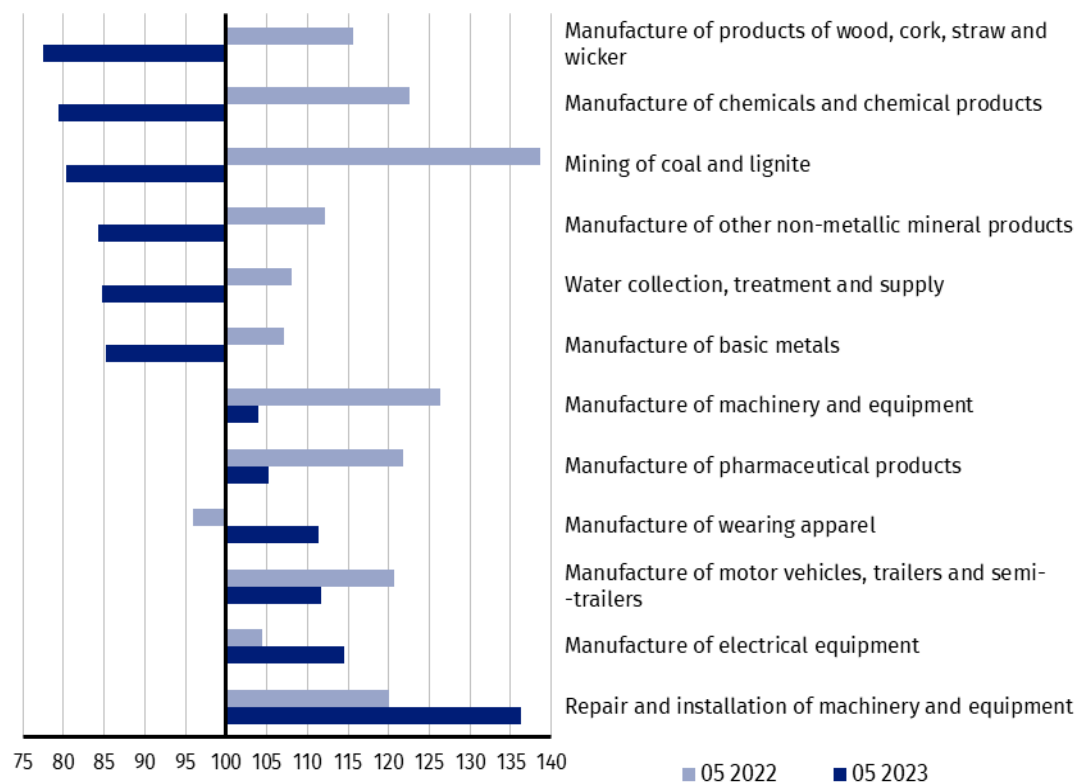
* Data revised.

According to the preliminary data, in May 2023 as compared to May 2022, a decrease in sold production (in constant prices) was reported in 21 (out of 34) industry divisions, among others, in manufacture of products of wood, cork, straw and wicker – by 22.5%, manufacture of chemicals and chemical products – by 20.7%, mining of coal and lignite – by 19.7%, in manufacture of other non-metallic mineral products – by 15.7%, manufacture of basic metals – by 14.8%, manufacture of paper and paper products – by 13.5%, manufacture of furniture – by 12.5%, in electricity, gas, steam and air conditioning supply – by 6.5%, in manufacture of rubber and plastic products – by 5.3%.

An increase in sold production of industry, as compared to May 2022, was recorded in 13 divisions, among others, in repair and installation of machinery and equipment – by 36.2%, in manufacture of electrical equipment – by 14.5%, manufacture of motor vehicles, trailers and semi-trailers – by 11.7%, manufacture of machinery and equipment – by 4.0%.

Share of production value of industry divisions, which saw a decrease in comparison to May 2022, stood at 56.0%

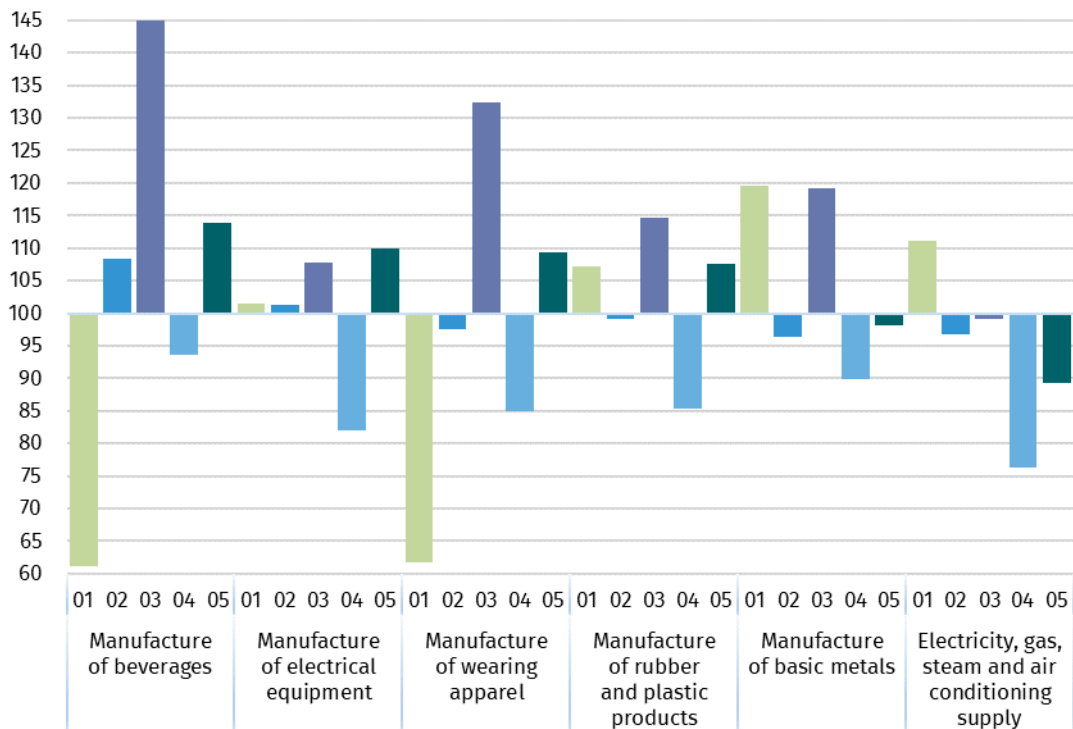
Chart 2. Index numbers of sold production of industry by selected NACE divisions (constant prices; previous year =100)



As compared to April 2023, an increase in sold production (in constant prices) in May 2023 was recorded in 27 (out of 34) industry divisions, among others, in manufacture of beverages – by 13.8%, manufacture of electrical equipment – by 10.0%, manufacture of food products – by 8.7%, manufacture of other non-metallic mineral products – by 8.6%, manufacture of rubber and plastic products – by 7.6%, in repair and installation of machinery and equipment – by 7.5%.

A decrease in sold production of industry, as compared to April 2023, was recorded in 7 divisions, among others, in electricity, gas, steam and air conditioning supply – by 10.7%, in manufacture of basic metals – by 1.8%.

Chart 3. Index numbers of sold production of industry by selected NACE divisions (constant prices; previous month =100)



In case of quoting Statistics Poland data, please provide information: “Source of data: Statistics Poland”, and in case of publishing calculations made on data published by Statistics Poland, please include the following disclaimer: “Own study based on figures from Statistics Poland”




Prepared by:
Enterprises Department
Director Katarzyna Walkowska
Phone: (+48 22) 608 31 25

Issued by:
**The Spokesperson for the President
of Statistics Poland**
Karolina Banaszek
Phone: (+48) 695 255 011

Press Office

Phone: (+48 22) 608 38 04

e-mail: obslugaprasowa@stat.gov.pl

-  www.stat.gov.pl/en/
-  [@StatPoland](https://twitter.com/StatPoland)
-  [@GlownyUrzadStatystyczny](https://www.facebook.com/GlownyUrzadStatystyczny)
-  [gus_stat](https://www.instagram.com/gus_stat)
-  [glownyurządstatystycznygus](https://www.youtube.com/glownyurządstatystycznygus)
-  [glownyurządstatystyczny](https://www.linkedin.com/company/glownyurządstatystyczny)

Related information

[Statistical Bulletin](#)

[Socio-economic situation of the country](#)

Data available in databases

[Knowledge Database - Industrial Production](#)

[Macroeconomic Data Bank](#)

[Macroeconomic indicators](#)

[Local Data Bank](#)

Terms used in official statistics

[Sold production of industry](#)

[Seasonally un-adjusted index of sold production of industry](#)

[Seasonally adjusted index of sold production of industry](#)

[Production of capital goods](#)

[Production of non-durable consumer goods](#)

[Production of durable consumer goods](#)

[Production of intermediate goods](#)

[Production of goods related to energy](#)