

20.07.2021

Index numbers of sold production of industry in June 2021^{a)}

↑18.4%

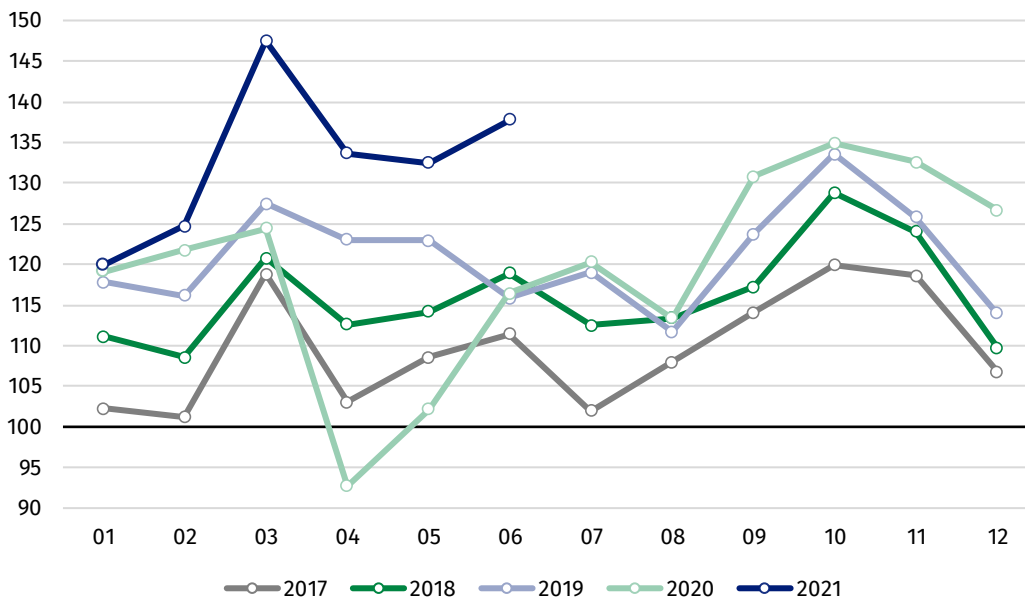
Increase in sold production of industry as compared to June 2020

In June 2021, sold production of industry was by 18.4% higher than in June 2020, when an increase was recorded by 0.5% as compared to the previous year, whereas in comparison with May 2021, it increased by 4.0%. In the period January-June of 2021, sold production of industry was by 18.2% higher than in the corresponding period of 2020, which saw a decrease by 6.3%.

After eliminating the seasonal factors, in June 2021 sold production of industry reached the level higher by 18.6% than in the corresponding month of 2020 and by 0.2% higher as compared to May 2021.

After seasonal adjustment, an increase in sold industrial production in June 2021 amounted to 18.6% per year

Chart 1. Sold production of industry (average monthly level in 2015=100)



In June 2021, an increase of production was recorded in all main industrial groupings. The production of durable consumer goods went up by 24.7%, intermediate goods – by 23.9%, capital goods – by 18.8%, energy – by 13.7% and non-durable consumer goods – by 6.8%.

^{a)} Reported data; comprise enterprises with 10 or more persons employed.

Table 1. Index numbers of sold production of industry (constant prices)

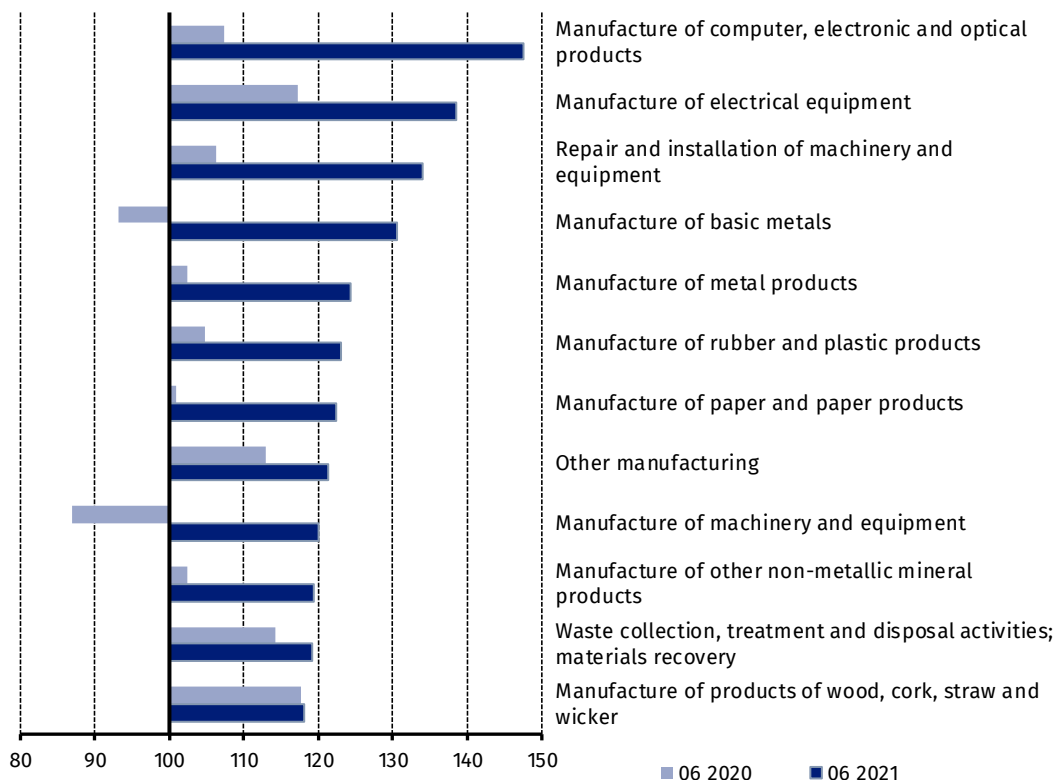
SPECIFICATION	06 2021			01-06 2021 ^{a)}
	05 2021=100	06 2020=100	monthly average of 2015=100	01-06 2020=100
INDUSTRY	104.0	118.4	137.8	118.2
Mining and quarrying	101.1	98.1	84.6	99.4
Manufacturing	104.7	119.4	143.0	119.3
Electricity, gas, steam and air conditioning supply	95.0	114.8	103.7	115.0
Water supply; sewerage waste management and remediation activities	105.6	113.3	149.7	112.4

^{a)} Data including final information on production and prices in May and reported data – in June.

According to the preliminary data, in June 2021, as compared to June 2020, an increase in sold production (in constant prices) was reported in 32 (out of 34) industry divisions, among others, in manufacture of computer, electronic and optical products – by 47.5%, manufacture of electrical equipment – by 38.6%, manufacture of basic metals – by 30.6%, manufacture of metal products – by 24.4%, manufacture of rubber and plastic products – by 23.1%, manufacture of paper and paper products – by 22.3%, manufacture of machinery and equipment – by 20.0%, manufacture of other non-metallic mineral products – by 19.4%. A decrease in sold production of industry, as compared to June 2020, was recorded in 2 divisions, including manufacture of leather and related products – by 6.9%.

Share of production value of industry divisions, which saw an increase in comparison to June 2020, stood at 98.3%

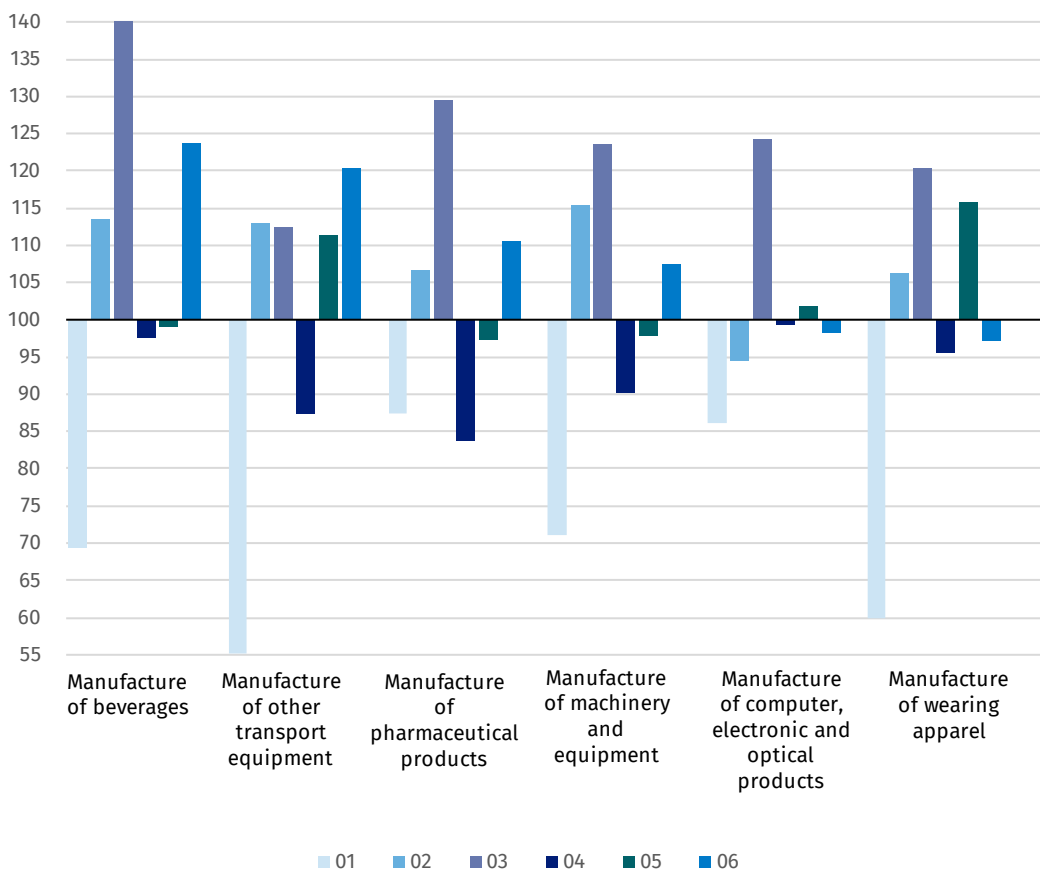
Chart 2. Index numbers of sold production of industry by selected NACE divisions (constant prices; previous year =100)



As compared to May 2021, an increase in sold production (in constant prices) in June 2021 was recorded in 28 industry divisions, among others, in repair and installation of machinery and equipment- by 41.5%, manufacture of beverages – by 23.7%, manufacture of other transport equipment – by 20.3%, manufacture of coke and refined petroleum products – by 8.0%, manufacture of machinery and equipment – by 7.4%, manufacture of electrical equipment – by 7.1%, manufacture of furniture – by 6.7%, manufacture of products of wood, cork, straw and wicker – by 6.1%.

A decrease in sold production of industry, as compared to May 2021, was recorded in 6 divisions, among others, in electricity, gas, steam and air conditioning supply – by 5.0%, in manufacture of computer, electronic and optical products – by 1.8%,

Chart 3. Index numbers of sold production of industry by selected NACE divisions (constant prices; previous month =100)



In case of quoting Statistics Poland data, please provide information: “Source of data: Statistics Poland”, and in case of publishing calculations made on data published by Statistics Poland, please include the following disclaimer: “Own study based on figures from Statistics Poland”.

Prepared by:
Enterprises Department
Director Katarzyna Walkowska
Office: tel. (+48 22) 608 31 25

Issued by:
The Spokesperson for the President of
Statistics Poland
Karolina Banaszek
Mobile: (+48) 695 255 011

Press Office

Office: tel. (+48 22) 608 34 91, 608 38 04

e-mail: obslugaprasowa@stat.gov.pl



www.stat.gov.pl/en/



[@StatPoland](https://twitter.com/StatPoland)



[@GlownyUrzadStatystyczny](https://www.facebook.com/GlownyUrzadStatystyczny)

Related information

[Statistical Bulletin](#)

[Socio-economic situation of the country](#)

Data available in databases

[Knowledge Database - Industrial Production](#)

[Macroeconomic Data Bank](#)

[Macroeconomic indicators](#)

[Local Data Bank](#)

Terms used in official statistics

[Sold production of industry](#)

[Seasonally un-adjusted volume index of sold production of industry](#)

[Seasonally adjusted volume index of sold production of industry](#)

[Production of capital goods](#)

[Production of non-durable consumer goods](#)

[Production of durable consumer goods](#)

[Production of intermediate goods](#)

[Production of goods related to energy](#)