

18.09.2020

Index numbers of sold production of industry in August 2020^{a)}

↑1.5%

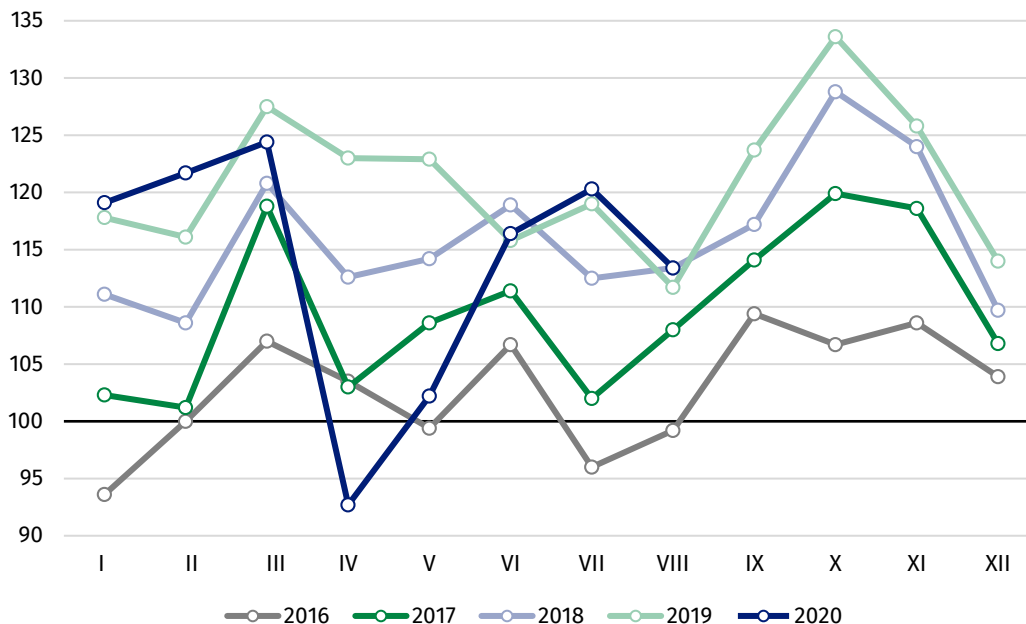
Increase in sold production of industry as compared to August 2019

In August 2020, sold production of industry was by 1.5% higher than in August 2019, when a decrease was recorded by 1.5% as compared to the previous year, whereas in comparison with July 2020, it decreased by 5.8%. In the period January-August of 2020, sold production of industry was by 4.5% lower than in the corresponding period of 2019, which saw a growth by 4.3%.

After eliminating the seasonal factors, in August 2020 sold production of industry reached the level higher by 1.8% than in the corresponding month of 2019 and by 0.6% higher as compared to June 2020.

After seasonal adjustment, an increase in sold industrial production in August 2020 amounted to 1.8% per year

Chart 1. Sold production of industry (average monthly level in 2015=100)



In August 2020, as compared to the previous year, a growth of production was recorded in three main industrial groupings. The production of durable consumer goods increased by 12.7%, intermediate goods – by 2.2% and non-durable consumer goods – by 0.9%. A decrease was observed in the production of energy – by 5.7% and capital goods – by 1.6%.

^{a)} Reported data; comprise enterprises with 10 or more persons employed.

Table 1. Index numbers of sold production of industry (constant prices)

SPECIFICATION	VIII 2020			I-VIII 2020 ^{a)}
	VII 2020=100	VIII 2019=100	monthly average of 2015=100	I-VIII 2019=100
INDUSTRY	94.2	101.5	113.4	95.5
Mining and quarrying	95.4	89.3	77.3	90.8
Manufacturing	93.8	102.0	116.6	95.2
Electricity, gas, steam and air conditioning supply	98.6	97.3	90.8	97.8
Water supply; sewerage waste management and remediation activities	96.9	106.2	131.0	105.4

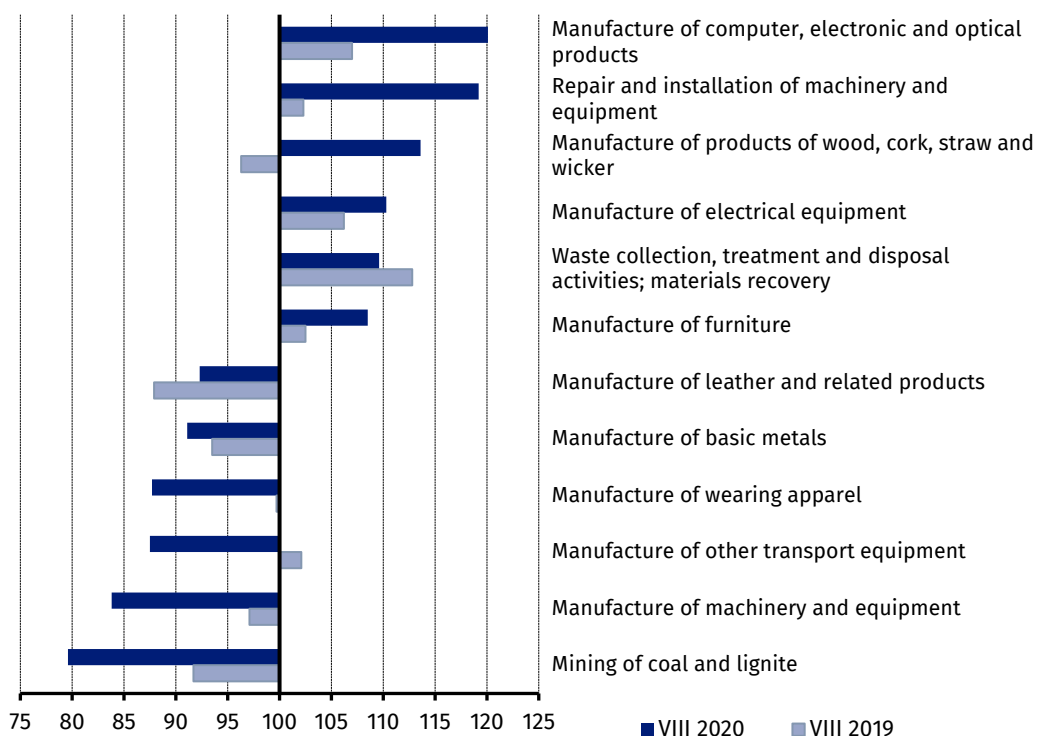
^{a)} Data including final information on production and prices in July and reported data – in August.

According to the preliminary data, in August 2020, as compared to August 2019, an increase in sold production (in constant prices) was reported in 21 (out of 34) industry divisions, among others; in manufacture of computer, electronic and optical products – by 20.1%, manufacture of products of wood, cork, straw and wicker – by 13.6%, manufacture of electrical equipment – by 10.3%, manufacture of furniture – by 8.5%, manufacture of rubber and plastic products – by 4.7%, manufacture of motor vehicles, trailers and semi-trailers – by 4.4%.

A decrease in sold production of industry, as compared to August 2019, was recorded in 13 divisions, among others; in mining of coal and lignite – by 20.4%, in manufacture of machinery and equipment – by 16.2%, manufacture of basic metals – by 8.9%, manufacture of coke and refined petroleum products – by 7.1%.

Share of production value of industry divisions, which saw an increase in comparison to August 2019, stood at 76.2%

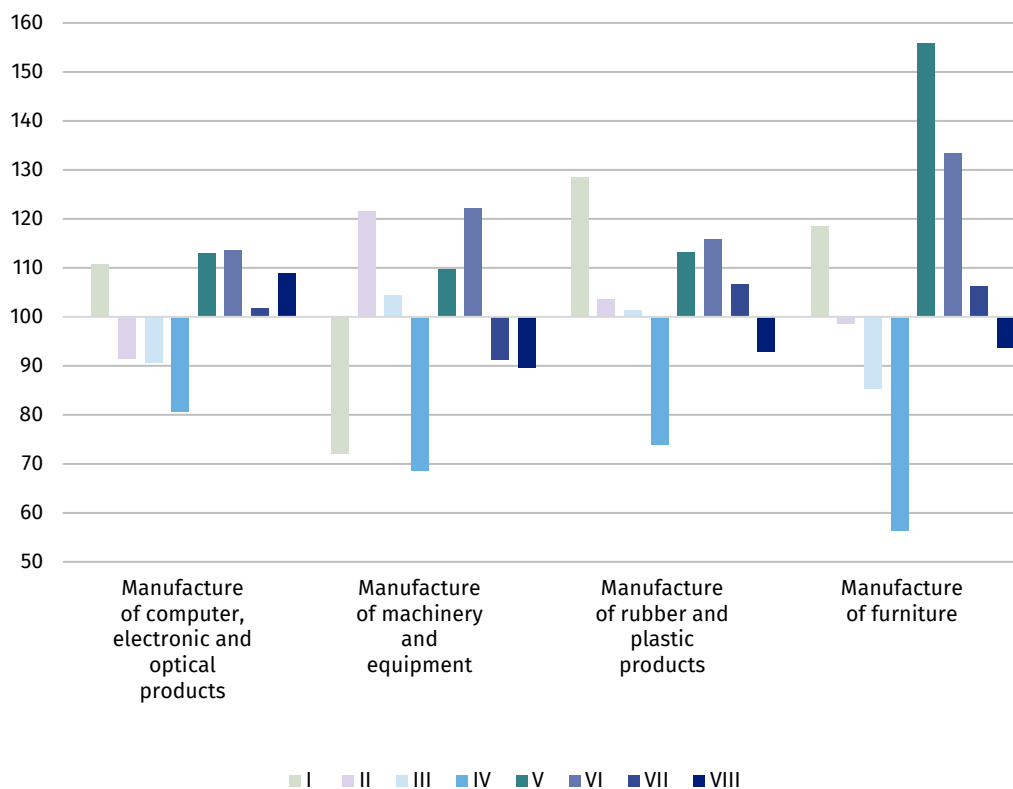
Chart 2. Index numbers of sold production of industry by selected NACE divisions (constant prices; previous year =100)



As compared to July 2020, a decrease in sold production (in constant prices) in August 2020 was recorded in 27 industry divisions, among others, in manufacture of motor vehicles, trailers and semi-trailers – by 19.5%, manufacture of machinery and equipment– by 10.3%, manufacture of chemicals and chemical products – by 7.9%, manufacture of rubber and plastic products – by 7.0%, manufacture of basic metals – by 6.8%, manufacture of furniture – by 6.3%, manufacture of other non-metallic mineral products – by 6.1%.

An increase in sold production of industry, as compared to July 2020, was recorded in 7 divisions, among others, in repair and installation of machinery and equipment – by 20.5%, in manufacture of computer, electronic and optical products – by 8.9%.

Chart 3. Index numbers of sold production of industry by selected NACE divisions (constant prices; previous month =100)



In case of quoting Statistics Poland data, please provide information: “Source of data: Statistics Poland”, and in case of publishing calculations made on data published by Statistics Poland, please include the following disclaimer: “Own study based on figures from Statistics Poland”.

Prepared by:

Enterprises Department
Director Katarzyna Walkowska
Office: tel. (+48 22) 608 31 25

Issued by:

The Spokesperson for the President of
Statistics Poland
Karolina Banaszek
Mobile: (+48) 695 255 011

Press Office

Office: tel. (+48 22) 608 34 91, 608 38 04

e-mail: obslugaprasowa@stat.gov.pl



www.stat.gov.pl/en/



[@StatPoland](https://twitter.com/StatPoland)



[@GlownyUrzadStatystyczny](https://www.facebook.com/GlownyUrzadStatystyczny)

Related information

[Statistical Bulletin](#)

[Socio-economic situation of the country](#)

Data available in databases

[Knowledge Database - Industrial Production](#)

[Macroeconomic Data Bank](#)

[Macroeconomic indicators](#)

[Local Data Bank](#)

Terms used in official statistics

[Sold production of industry](#)

[Seasonally un-adjusted volume index of sold production of industry](#)

[Seasonally adjusted volume index of sold production of industry](#)

[Production of capital goods](#)

[Production of non-durable consumer goods](#)

[Production of durable consumer goods](#)

[Production of intermediate goods](#)

[Production of goods related to energy](#)