

Accidents at work in January-September 2021 – preliminary data

10.12.2021

 **3.23**

Incidence rate in January-September 2021

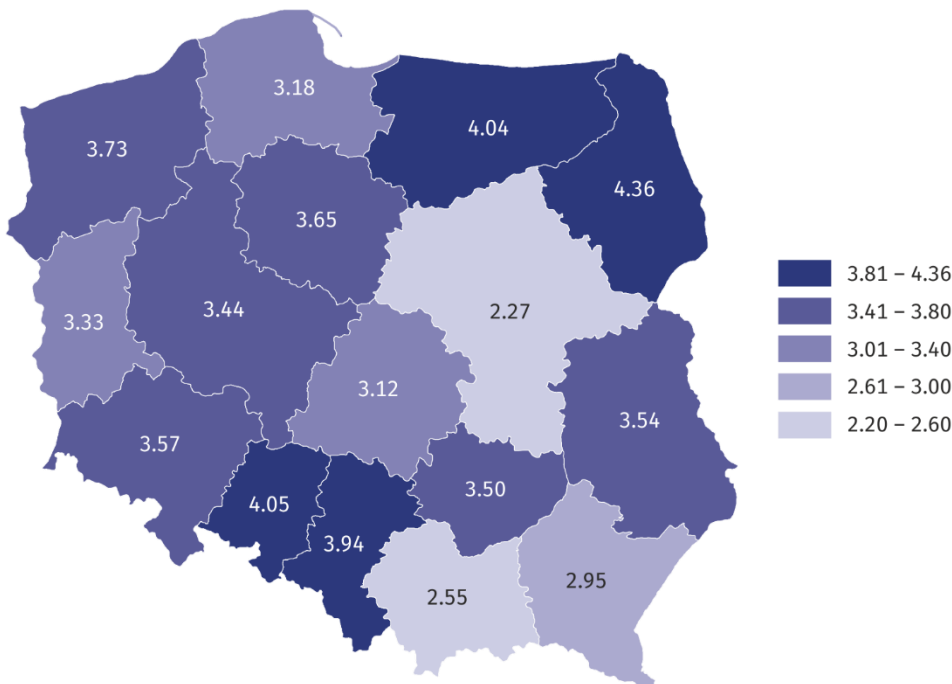
43,600 persons injured in accidents at work were reported in January-September 2021, by 8.6% more than in January-September 2020. The number of injured persons per 1,000 employed persons (the incidence rate) also increased from 2.96 to 3.23.

Fatal accident victims accounted for 0.3% of all persons injured in accidents at work, while persons injured in serious accidents at work had a 0.5% share (0.1 percentage point increase and 0.1 percentage point decrease respectively as compared to January-September 2020). However, the number of persons injured in accidents with other effects increased by 8.6%.

The highest incidence rate was recorded for Podlaskie (4.36), Opolskie (4.05) and Warmińsko-mazurskie (4.04), Voivodships, the lowest for Mazowieckie (2.27), Małopolskie (2.55) and Podkarpackie (2.95).

The number of persons injured in accidents at work and the incidence rate increased compared to January- September 2020

Map 1. Persons injured in accidents at work per 1,000 employed persons 1 in January-September 2021 (excluding private farms in agriculture)

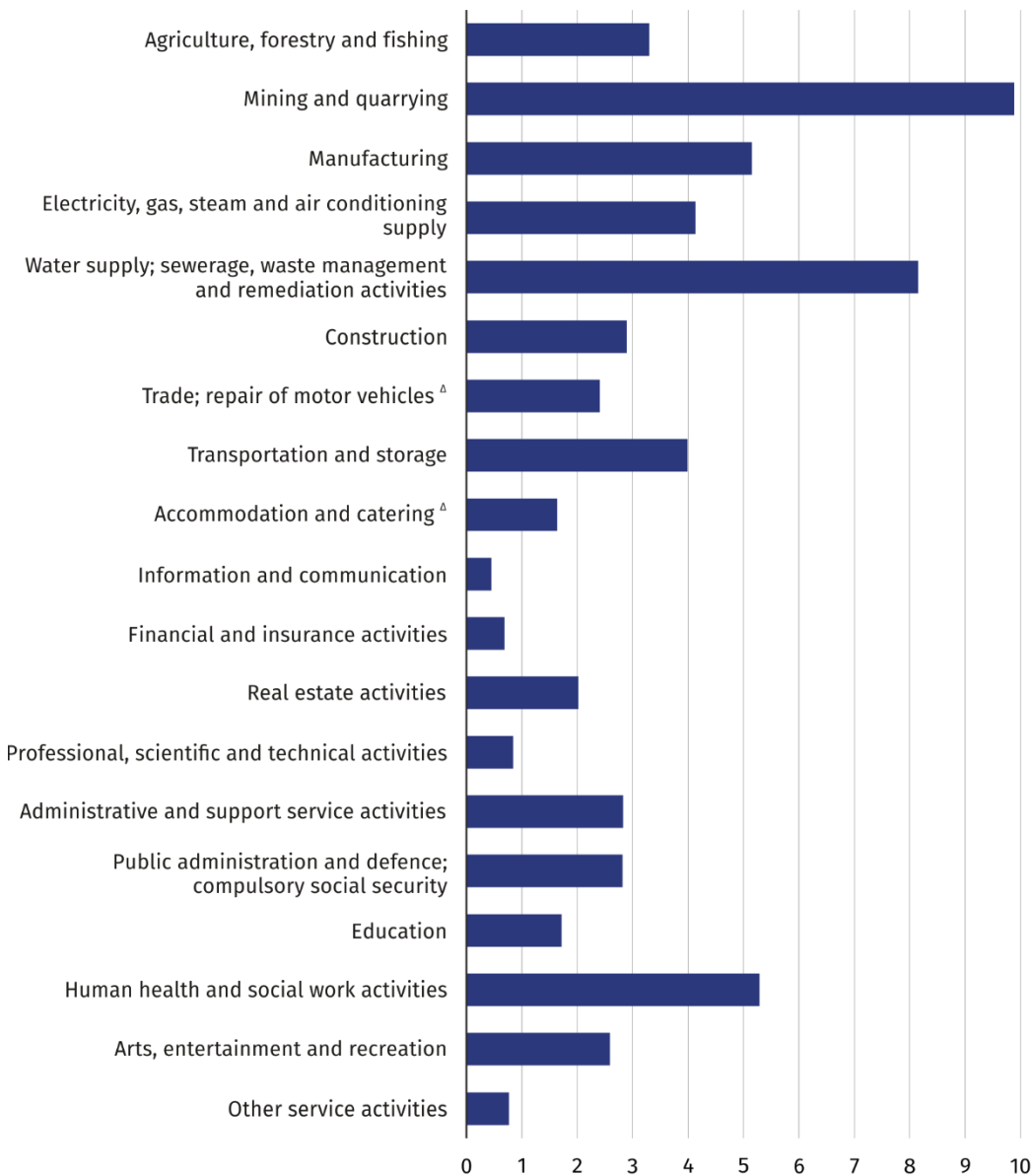


The highest incidence rate was recorded for Podlaskie Voivodship, whereas the lowest for Mazowieckie

¹ The incidence rate was calculated using preliminary data on the number of employees; civilian employees of budgetary entities conducting activity within the scope of national defence and public safety were not included in the breakdown by voivodships.

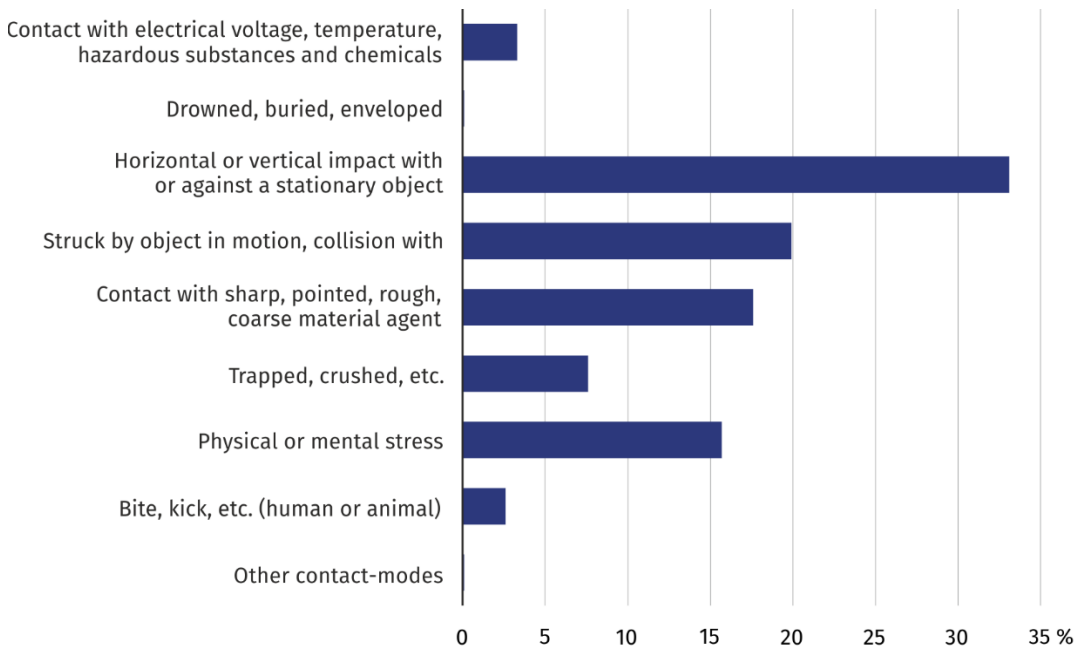
In the breakdown by types of economic activity, the highest incidence rate was recorded in the sections: mining and quarrying (9.89), water supply; sewerage, waste management and remediation activities (8.15) and human health and social work activities (5.29), while the lowest in the sections: information and communication (0.45), financial and insurance activities (0.69) and other service activities (0.77).

Chart 1. Persons injured in accidents at work per 1,000 employed persons by sections in January–September 2021 (excluding private farms in agriculture)



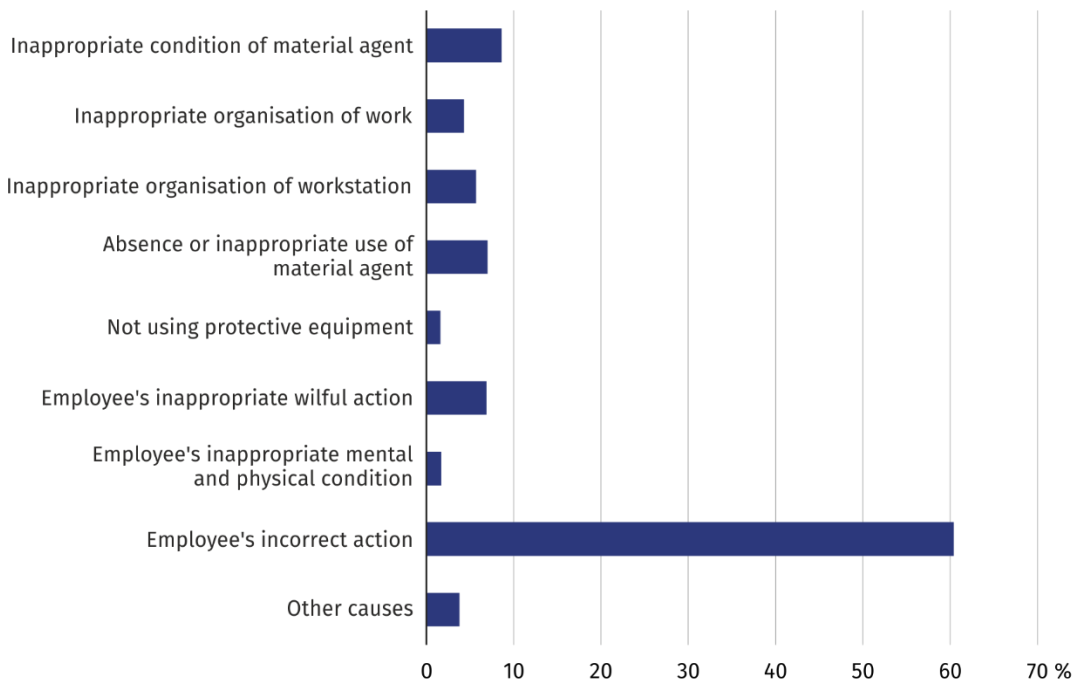
The highest incidence rate was recorded in the section mining and quarrying, the lowest in the section information and communication

Chart 2. Persons injured in accidents at work in January-September 2021 by contact-modes of injuries



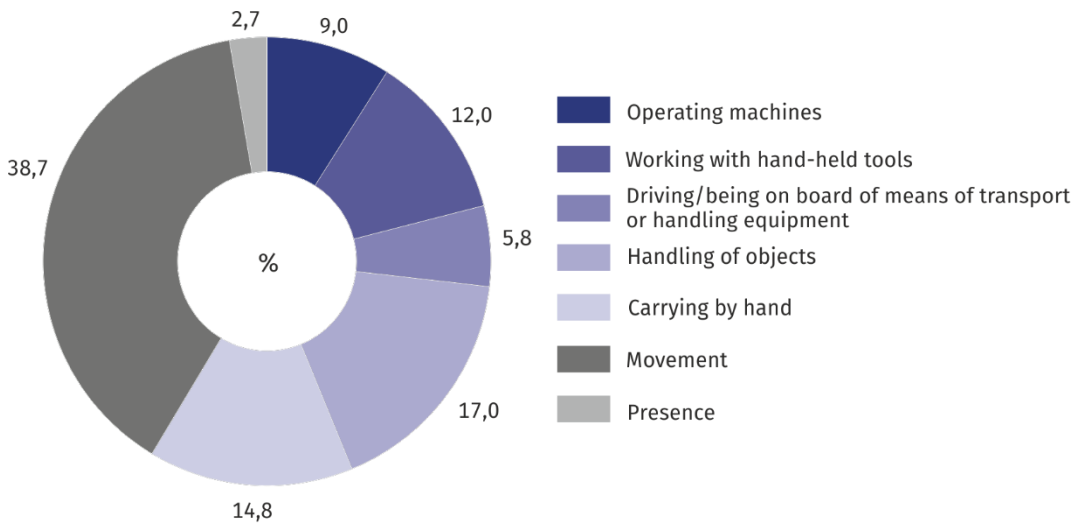
Horizontal or vertical impact with or against a stationary object was the prevalent group of contact-modes of injuries (33.1%)

Chart 3. Causes of accidents at work in January-September 2021



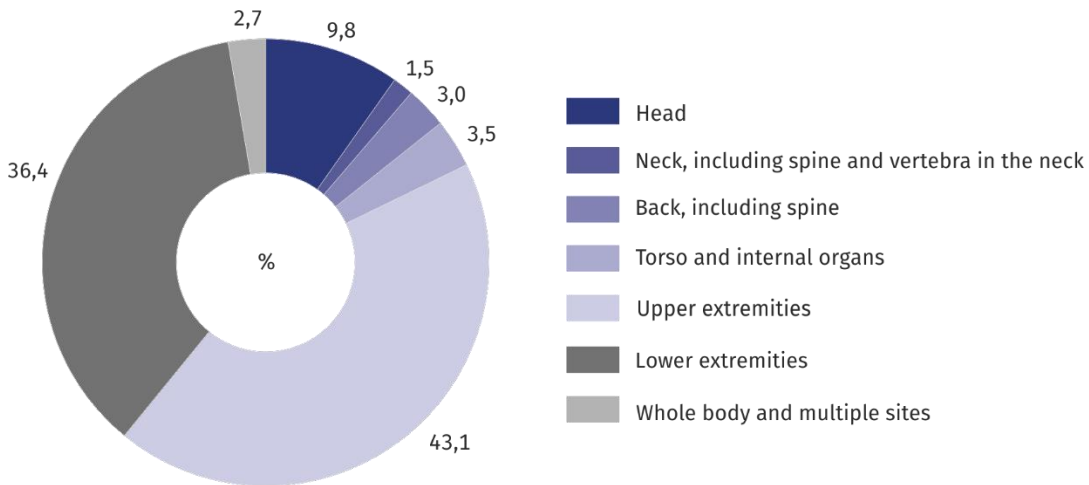
Employee's incorrect action was the cause of 60.4% of the accidents at work

Chart 4. Persons injured in accidents at work in January-September 2021 by specific physical activities performed by the victim at the time of the accident



Movement was the most frequent specific physical activity performed by the victim at the time of the accident (38.7%)

Chart 5. Persons injured in accidents at work in January-September 2021 by part of body injured



79.5% of the persons injured in accidents at work sustained an extremity injury

TABLE ANNEX

Table 1. Persons injured in accidents at work ¹ by sections in January-September 2021

SPECIFICATION a – total b – per 1,000 employed persons ²	Total	In accidents			Of total number – women	Days lost		
		fatal	serious	with other effect		total	per person injured ³	
TOTAL	a	43600	149	234	43217	16207	1506843	34.7
	b	3.23	0.01	0.02	3.20	•	111.76	•
Agriculture, forestry and fishing	a	567	9	5	553	104	24253	43.5
	b	3.30	0.05	0.03	3.22	•	141.36	•
Mining and quarrying	a	1454	8	6	1440	23	83613	57.8
	b	9.89	0.05	0.04	9.80	•	568.77	•
Manufacturing	a	14735	32	110	14593	3433	523349	35.6
	b	5.15	0.01	0.04	5.10	•	182.82	•
Electricity, gas, steam and air conditioning supply	a	449	2	6	441	38	18009	40.3
	b	4.13	0.02	0.06	4.05	•	165.60	•
Water supply; sewerage, waste management and remediation activities	a	1369	5	8	1356	138	51268	37.6
	b	8.15	0.03	0.05	8.07	•	305.19	•
Construction	a	2609	29	34	2546	81	114184	44.2
	b	2.89	0.03	0.04	2.82	•	126.52	•
Trade; repair of motor vehicles ^Δ	a	5855	16	21	5818	2944	178782	30.6
	b	2.41	0.01	0.01	2.39	•	73.47	•
Transportation and storage	a	3730	27	16	3687	1021	130428	35.2
	b	3.99	0.03	0.02	3.94	•	139.42	•
Accommodation and catering ^Δ	a	478	1	3	474	293	14627	30.7
	b	1.64	0.00	0.01	1.63	•	50.21	•
Information and communication	a	174	-	-	174	49	4916	28.3
	b	0.45	•	•	0.45	•	12.79	•
Financial and insurance activities	a	246	2	-	244	177	6188	25.4
	b	0.69	0.01	•	0.68	•	17.24	•
Real estate activities	a	412	-	3	409	160	15861	38.5
	b	2.02	•	0.01	2.01	•	77.78	•
Professional, scientific and technical activities	a	590	2	3	585	284	15899	27.0
	b	0.84	0.00	0.00	0.84	•	22.71	•
Administrative and support service activities	a	1594	5	6	1583	639	52145	32.8
	b	2.83	0.01	0.01	2.81	•	92.65	•
Public administration and defence; compulsory social security	a	1876	2	4	1870	1109	61996	33.1
	b	2.82	0.00	0.01	2.81	•	93.23	•

1 Reported in a given period; excluding accidents on private farms in agriculture.

2 The incidence rate was calculated using preliminary data on the number of employees (verse b).

3 Excluding persons injured in fatal accidents and the number of days of their incapacity for work.

Table 1. Persons injured in accidents at work ¹ by sections in January-September 2021 (cont.)

SPECIFICATION a – total b – per 1,000 employed persons ²	Total	In accidents			Of total number – women	Days lost		
		fatal	serious	with other effect		total	per person injured ³	
Education	a	2072	5	4	2063	1635	66734	32.3
	b	1.72	0.00	0.00	1.72	•	55.51	•
Human health and social work activities	a	4760	4	2	4754	3775	122934	25.8
	b	5.29	0.00	0.00	5.29	•	136.71	•
Arts, entertainment and recreation	a	408	-	-	408	198	12895	31.6
	b	2.59	•	•	2.59	•	81.88	•
Other service activities	a	222	-	3	219	106	8762	39.5
	b	0.77	•	0.01	0.76	•	30.31	•

1 Reported in a given period; excluding accidents on private farms in agriculture.

2 The incidence rate was calculated using preliminary data on the number of employees (verse b).

3 Excluding persons injured in fatal accidents and the number of days of their incapacity for work.

Table 2. Persons injured in accidents at work ¹ by voivodships in January-September 2021

SPECIFICATION a – total b – per 1,000 employed persons ²	Total	In accidents			Of total number – women	Days lost		
		fatal	serious	with other effect		total	per person injured ³	
POLAND	a	43600	149	234	43217	16207	1506843	34.7
	b	3.23	0.01	0.02	3.20	•	111.76	•
Dolnośląskie	a	3883	15	24	3844	1503	121310	31.4
	b	3.57	0.01	0.02	3.54	•	111.51	•
Kujawsko-Pomorskie	a	2363	3	10	2350	835	76791	32.5
	b	3.65	0.00	0.02	3.63	•	118.76	•
Lubelskie	a	1965	8	9	1948	767	81376	41.6
	b	3.54	0.01	0.02	3.51	•	146.75	•
Lubuskie	a	1084	1	6	1077	424	35301	32.6
	b	3.33	0.00	0.02	3.31	•	108.36	•
Łódzkie	a	2642	2	17	2623	1093	89590	33.9
	b	3.12	0.00	0.02	3.10	•	105.69	•
Małopolskie	a	3075	11	13	3051	1272	102047	33.3
	b	2.55	0.01	0.01	2.53	•	84.60	•
Mazowieckie	a	5454	19	24	5411	2202	176276	32.4
	b	2.27	0.01	0.01	2.25	•	73.43	•
Opolskie	a	1184	5	16	1163	377	40061	34.0
	b	4.05	0.02	0.05	3.98	•	136.95	•

1 Reported in a given period; excluding accidents on private farms in agriculture.

2 The incidence rate was calculated using preliminary data on the number of employees (verse b); civilian employees of budgetary entities conducting activity within the scope of national defence and public safety were not included in the breakdown by voivodships.

3 Excluding persons injured in fatal accidents and the number of days of their incapacity for work.

Table 2. Persons injured in accidents at work ¹ by voivodships in January-September 2021 (cont.)

SPECIFICATION a – total b – per 1,000 employed persons ²		Total	In accidents			Of total number – women	Days lost	
			fatal	serious	with other effect		total	per person injured ³
Podkarpackie	a	1820	10	7	1803	689	66688	36.8
	b	2.95	0.02	0.01	2.92	•	108.26	•
Podlaskie	a	1407	4	5	1398	476	55685	39.7
	b	4.36	0.01	0.02	4.33	•	172.45	•
Pomorskie	a	2642	12	21	2609	939	90987	34.6
	b	3.18	0.01	0.03	3.14	•	109.42	•
Śląskie	a	6557	27	26	6504	2061	243868	37.3
	b	3.94	0.02	0.02	3.90	•	146.60	•
Świętokrzyskie	a	1177	3	14	1160	456	45046	38.3
	b	3.50	0.01	0.04	3.45	•	134.02	•
Warmińsko-Mazurskie	a	1588	1	7	1580	606	58092	36.6
	b	4.04	0.00	0.02	4.02	•	147.80	•
Wielkopolskie	a	4767	21	30	4716	1720	159163	33.5
	b	3.44	0.02	0.02	3.40	•	114.88	•
Zachodniopomorskie	a	1992	7	5	1980	787	64562	32.5
	b	3.73	0.01	0.01	3.71	•	121.04	•

1 Reported in a given period; excluding accidents on private farms in agriculture.

2 The incidence rate was calculated using preliminary data on the number of employees (verse b); civilian employees of budgetary entities conducting activity within the scope of national defence and public safety were not included in the breakdown by voivodships.

3 Excluding persons injured in fatal accidents and the number of days of their incapacity for work.

Table 3. Persons injured in accidents at work 1 on private farms in agriculture by contact-modes of injuries in January-September 2021

SPECIFICATION	Total	Fall of		Persons run over, hit or caught by a moving means of transport	Persons caught or hit by moving parts of machinery and equipment	Persons hit, crushed or bitten by animals	Impact of		Other contact-modes
		persons	objects				extreme temperatures	harmful materials	
TOTAL	7472	3768	396	108	927	880	38	9	1346
Of which fatal accidents	30	3	4	7	3	3	-	-	10

1 Concerns accidents in respect of which one-off compensations were granted.

Source: data of the Agricultural Social Insurance Fund.

Symbol (Δ) means that the names have been shortened in relation to the current classification. Their full names are available on website of the Statistics Poland under [Polish Classification of Activities](#)

(-) magnitude zero.

(0.00) magnitude not zero, but less than 0.005 of a unit.

Symbol (•) data not available, classified data (statistical confidentiality) or providing data impossible or purposeless.

"Of which" indicates that not all elements of the sum are given.

When citing data from the Statistics Poland please provide the following information: "Statistics Poland's data". When publishing calculations made on data published by the Statistics Poland, provide the following information: "Own study based on the Statistics Poland's data".

METHODOLOGICAL NOTES

The publication includes information on **accidents at work of persons employed in the national economy** excluding budgetary entities conducting activity within the scope of the national defence and public safety for which information on accidents at work concerns only civilian employees.

Data regarding **accidents at work, excluding private farms in agriculture**, are obtained from "Statistical accident report" Z-KW and cover all accidents at work, as well as accidents considered equivalent to accidents at work, regardless whether incapacity for work was reported (due to hospitalisation of an injured person, or rejection of a sick leave, etc.).

Data on accidents at work on private farms in agriculture were compiled on the basis of reports of the Agricultural Social Insurance Fund (ASIF) and are related only to the accidents for which one-off compensations were granted in a given period.

Each accident, regardless whether the victim was injured during a single or multiple casualty incident, is counted as one accident at work.

Incidence rate is the number of persons injured per 1,000 persons employed. The ratio was calculated using the average number of employed persons expressed as an arithmetic mean for two dates (as of 31 December of the previous year and 31 September of the current year).

Information on **days lost** includes the total number of calendar days of incapacity for work due to work-related accidents, estimated on the basis of sick leaves.

Pursuant to art. 3 of the Act of 30 October 2002 on Social Insurance in Respect of Accidents at Work and Occupational Diseases (uniform text Journal of Laws of 2019, item 1205):

- **accident at work** is understood as a sudden incident, caused by external reason, leading to injury or death, which occurred in connection with work:
 - 1) during or in connection with performance of ordinary activities or the superiors' instructions by the employee and activities on behalf of the employers, even without instructions;
 - 2) when the employee remains at the disposal of the employer on the way between the seat of the employer and the place of performing the obligation arising from the employment relationship.
- every accident is treated considered **equivalent to an accident at work**, as regards entitlement to benefits defined in the law on social insurance against accidents at work and occupational diseases, if the employee had such an accident: during a business trip; during training within the scope of the national self-defence; when performing tasks ordered by trade union organisations operating at the employer's.
- **accident at work is also understood** as a sudden incident, causing injury or death, which happened within the term of accident insurance in the course of: practising sports during competitions and training by a person receiving sport scholarship; performance of paid work while serving the sentence of imprisonment or temporary detentions; exercising the mandate of a Deputy or Senator who receives a salary; doing-on the basis of appointment issued by powiat labour office or other supervising entity-training or internship connected with a scholarship received by school leavers; performance of work by members of agricultural producers' cooperatives, farmers' cooperatives and by other persons treated equally to members of cooperative, for the benefit of these cooperatives; performance or cooperation in performance of work on the basis of agency agreements, contracts of mandate or contracts of services; performance of usual activities related to running, or cooperation in running, a non-agricultural economic activity; performance of religious activities or activities connected with entrusted pastoral or monastic functions by clergymen; serving supplementary forms of military service; education of students receiving scholarship at the National School of Public Administration.

Fatal accident at work is an accident which leads to the death of a victim at the site of the accident or within 6 months of the accident.

Serious accident at work is an accident which results in serious bodily harm, i.e. loss of sight, hearing, speech, ability to procreate, other bodily harm or health-related problems, which disrupts primary bodily functions or results in an incurable and life-threatening disease, permanent mental illness, a permanent, total or significant incapacity for work in the occupation, or a permanent significant disfigurement or distortion of the body.

The methodology of the survey on accidents at work is explained in more detail in the annual publication titled "Accidents at work", available on the website of [Statistics Poland](#)

The data presented in this release are preliminary. The final data covering the year 2021 will be available in a publication coming out in November 2022.

Prepared by:
Statistical Office in Gdańsk
Director Jerzy Auksztol
Office: phone (+48 58) 76 83 130

Issued by:
**The Spokesperson for the President
of Statistics Poland**
Karolina Banaszek
Mobile: (+48) 695 255 011

Press Office

Office: phone (+48 22) 608 34 91, 22 608 38 04

e-mail: obslugaprasowa@stat.gov.pl



www.stat.gov.pl/en/



[@StatPoland](https://twitter.com/StatPoland)



[@GlownyUrzadStatystyczny](https://www.facebook.com/GlownyUrzadStatystyczny)

Related information

[Accidents at work in 2020](#)

[Accidents at work in the first half of 2021–preliminary data](#)

[Other studies regarding working conditions](#)

Data available in databases

[Local Data Bank -> Labour Market -> Working Conditions](#)