

Accidents at work in 2020 – preliminary data

31.03.2021



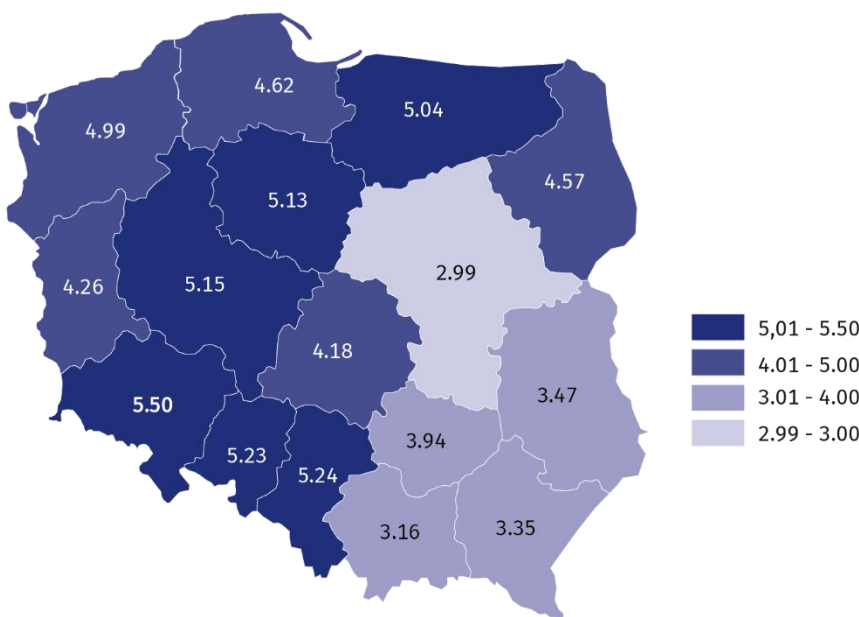
62,740 persons injured in accidents at work were reported in 2020, by 24.6% fewer than in 2019. The number of injured persons per 1,000 employed persons (the incidence rate) also decreased from 6.15 to 4.62 respectively.

Fatal accident victims accounted for 0.3% of all persons injured (0.1 percentage point more than in 2019). However, both the number of persons injured in serious accidents and in accidents with other effects decreased (by 4.9% and 24.7% respectively).

The highest incidence rates were recorded for Dolnośląskie (5.50), Śląskie (5.24) and Opolskie (5.23) Voivodships, the lowest for Mazowieckie (2.99), Małopolskie (3.16) and Podkarpackie (3.35).

Persons injured in accidents at work and the incidence rate decreased compared to the previous year

Map 1. Persons injured in accidents at work per 1,000 employed persons ^a in 2020 (excluding private farms in agriculture)

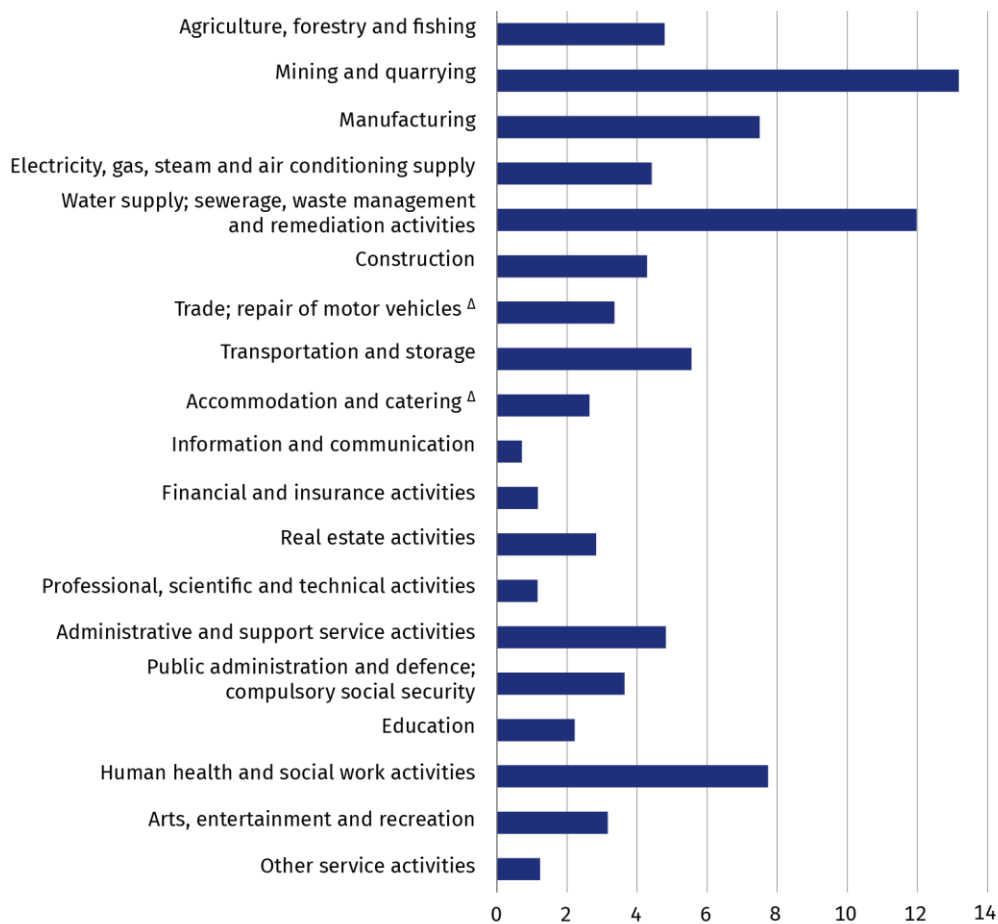


The highest incidence rate was recorded for Dolnośląskie Voivodship, whereas the lowest for Mazowieckie

^a Preliminary data on the number of employees were used to calculate the incidence rate; in breakdown by voivodships, civilian employees of budgetary entities conducting activity within the scope of national defence and public safety were not included in the breakdown by voivodships.

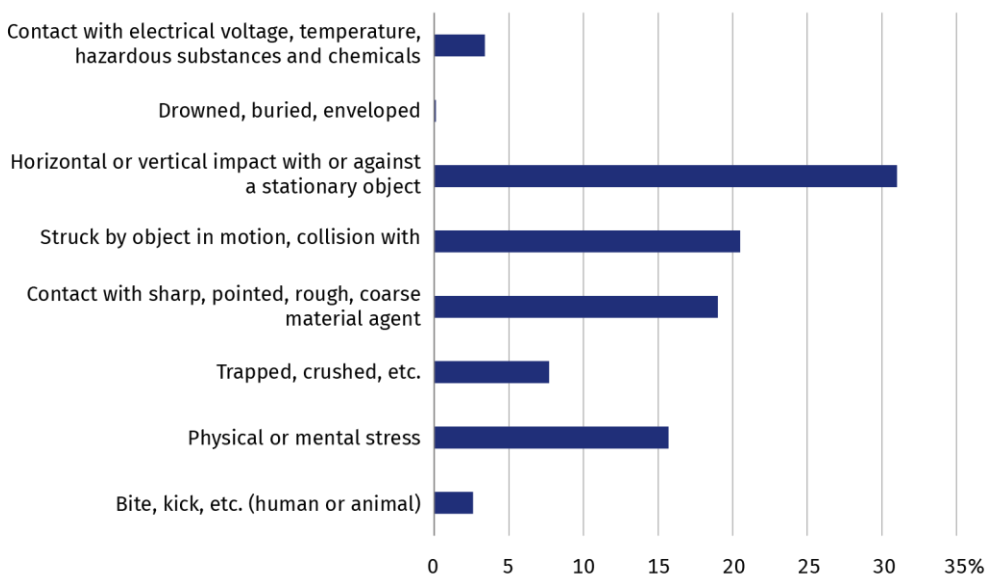
In the breakdown by type of economic activity, the highest incidence rate was recorded in the sections: mining and quarrying (13.18), water supply; sewerage, waste management and remediation activities (11.97), human health and social work activities (7.74), while the lowest in the sections: information and communication (0.71), professional, scientific and technical activities (1.16) and financial and insurance activities (1.17).

Chart 1. Persons injured in accidents at work per 1,000 employed persons by sections in 2020 (excluding private farms in agriculture)



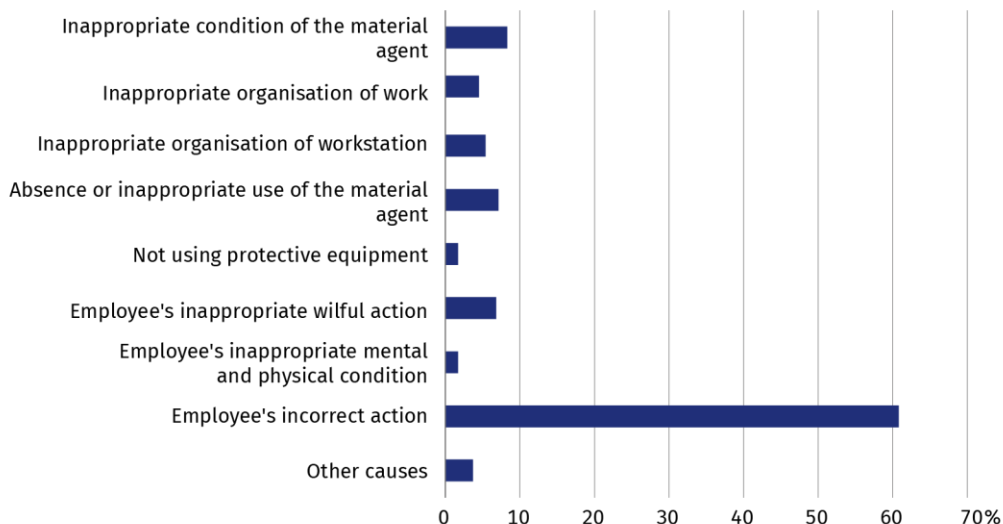
The highest incidence rate was recorded in the section mining and quarrying, the lowest in the section information and communication

Chart 2. Persons injured in accidents at work by contact-modes of injuries in 2020



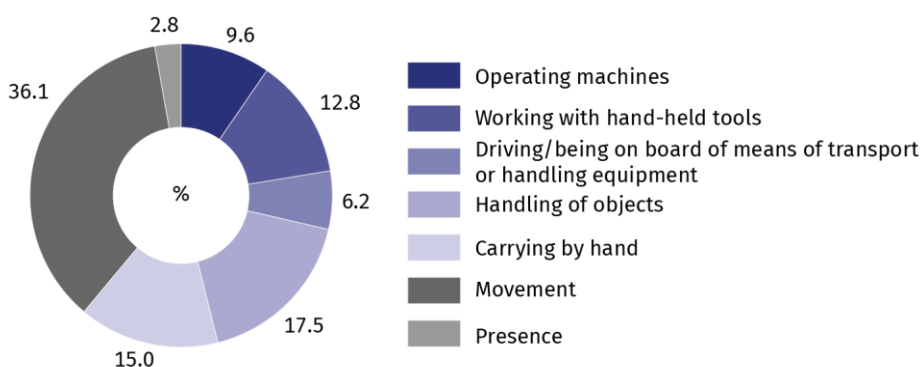
Horizontal or vertical impact with or against a stationary object was the prevalent group of contact-modes of injuries (31.1%)

Chart 3. Causes of accidents at work in 2020



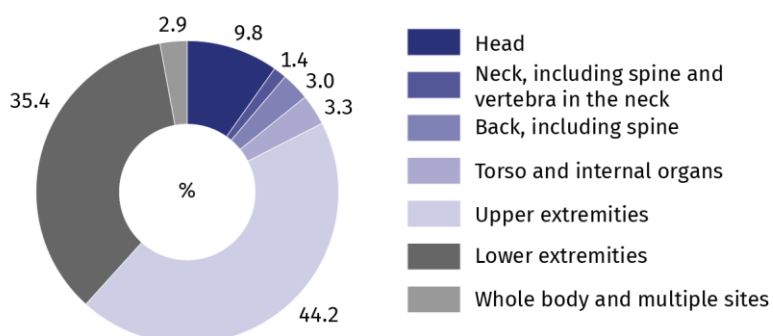
Employee's incorrect action was the cause of 60.8% of the accidents at work

Chart 4. Persons injured in accidents at work by specific physical activities performed by the victim at the time of the accident in 2020



Movement was the most frequent specific physical activity performed by the victim at the time of the accident (36.1%)

Chart 5. Persons injured in accidents at work in 2020 by part of body injured



79.6% of the persons injured in accidents at work sustained an extremity injury

TABLE ANNEX

Table 1. Persons injured in accidents at work ¹ by sections in 2020

SPECIFICATION a – total b – per 1,000 employed persons ²	Total	In accidents			Of total number - women	Days lost		
		fatal	serious	with other effect		total	per person injured ³	
TOTAL	a	62740	189	371	62180	23127	2377570	38.0
	b	4.62	0.01	0.03	4.58	•	175.01	•
Agriculture, forestry and fishing	a	862	12	11	839	164	37423	43.9
	b	4.78	0.07	0.06	4.65	•	207.70	•
Mining and quarrying	a	1994	14	11	1969	24	130582	65.9
	b	13.18	0.09	0.07	13.02	•	863.19	•
Manufacturing	a	21624	35	174	21415	5134	832242	38.5
	b	7.50	0.01	0.06	7.43	•	288.77	•
Electricity, gas, steam and air conditioning supply	a	494	5	4	485	37	23282	47.6
	b	4.42	0.04	0.04	4.34	•	208.38	•
Water supply; sewerage, waste management and remediation activities	a	1990	10	9	1971	164	81672	41.2
	b	11.97	0.06	0.05	11.86	•	491.25	•
Construction	a	3872	39	57	3776	98	182436	47.5
	b	4.28	0.04	0.06	4.18	•	201.80	•
Trade; repair of motor vehicles ^Δ	a	8218	15	31	8172	4134	268140	32.7
	b	3.35	0.01	0.01	3.33	•	109.43	•
Transportation and storage	a	5146	40	16	5090	1410	204891	40.1
	b	5.55	0.04	0.02	5.49	•	220.86	•
Accommodation and catering ^Δ	a	784	-	2	782	460	26890	34.3
	b	2.64	•	0.01	2.63	•	90.39	•
Information and communication	a	267	2	3	262	83	7928	29.9
	b	0.71	0.01	0.01	0.69	•	21.18	•
Financial and insurance activities	a	433	-	-	433	330	13100	30.3
	b	1.17	•	•	1.17	•	35.51	•
Real estate activities	a	585	1	2	582	241	22765	39.0
	b	2.83	0.00	0.01	2.82	•	110.12	•
Professional, scientific and technical activities	a	804	2	7	795	362	24638	30.7
	b	1.16	0.00	0.01	1.15	•	35.44	•
Administrative and support service activities	a	2743	5	9	2729	1101	94200	34.4
	b	4.82	0.01	0.02	4.79	•	165.37	•
Public administration and defence; compulsory social security	a	2423	5	15	2403	1323	86848	35.9
	b	3.64	0.01	0.02	3.61	•	130.47	•

1 Reported in a given period; excluding accidents on private farms in agriculture.

2 Preliminary data on the number of employed persons were used to calculate the incidence rate (verse b).

3 Excluding persons injured in fatal accidents and the number of days of their incapacity for work.

Table 1. Persons injured in accidents at work ¹ by sections in 2020 (cont.)

SPECIFICATION a – total b – per 1,000 employed persons ²	Total	In accidents			Of total number - women	Days lost		
		fatal	serious	with other effect		total	per person injured ³	
Education	a	2684	2	7	2675	2109	99372	37.0
	b	2.22	0.00	0.01	2.21	•	82.25	•
Human health and social work activities	a	6959	1	8	6950	5513	210642	30.3
	b	7.74	0.00	0.01	7.73	•	234.23	•
Art. entertainment and recreation	a	502	1	2	499	245	17174	34.3
	b	3.16	0.01	0.01	3.14	•	108.03	•
Other service activities	a	356	-	3	353	195	13345	37.5
	b	1.23	•	0.01	1.22	•	46.06	•

1 Reported in a given period; excluding accidents on private farms in agriculture.

2 Preliminary data on the number of employed persons were used to calculate the incidence rate (verse b).

3 Excluding persons injured in fatal accidents and the number of days of their incapacity for work.

Table 2. Persons injured in accidents at work ¹ by voivodships in 2020

SPECIFICATION a – total b – per 1,000 employed persons ²	Total	In accidents			Of total number - women	Days lost		
		fatal	serious	with other effect		total	per person injured ³	
POLAND	a	62740	189	371	62180	23127	2377570	38.0
	b	4.62	0.01	0.03	4.58	•	175.01	•
Dolnośląskie	a	6185	25	34	6126	2336	231575	37.6
	b	5.50	0.02	0.03	5.45	•	206.00	•
Kujawsko-Pomorskie	a	3615	11	22	3582	1302	130989	36.3
	b	5.13	0.02	0.03	5.08	•	186.00	•
Lubelskie	a	2458	6	12	2440	1005	114802	46.8
	b	3.47	0.01	0.02	3.44	•	161.87	•
Lubuskie	a	1475	3	14	1458	531	52162	35.4
	b	4.26	0.01	0.04	4.21	•	150.82	•
Łódzkie	a	3938	10	20	3908	1635	152554	38.8
	b	4.18	0.01	0.02	4.15	•	161.98	•
Małopolskie	a	4215	15	30	4170	1692	158878	37.8
	b	3.16	0.01	0.02	3.13	•	119.09	•
Mazowieckie	a	7625	26	44	7555	3028	272212	35.8
	b	2.99	0.01	0.02	2.96	•	106.88	•
Opolskie	a	1663	5	19	1639	529	60438	36.5
	b	5.23	0.02	0.06	5.15	•	189.99	•

1 Reported in a given period; excluding accidents on private farms in agriculture.

2 Preliminary data on the number of employed persons were used to calculate the incidence rate (verse b); civilian employees of budgetary entities conducting activity within the scope of national defence and public safety were not included in the breakdown by voivodships.

3 Excluding persons injured in fatal accidents and the number of days of their incapacity for work.

Table 2. Persons injured in accidents at work ¹ by voivodships in January-September 2020 (cont.)

SPECIFICATION a – total b – per 1,000 employed persons ²	Total	In accidents			Of total number - women	Days lost		
		fatal	serious	with other effect		total	per person injured ³	
Podkarpackie	a	2505	8	14	2483	960	105271	42.1
	b	3.35	0.01	0.02	3.32	•	140.94	•
Podlaskie	a	1757	9	10	1738	587	72315	41.3
	b	4.57	0.02	0.03	4.52	•	188.05	•
Pomorskie	a	4007	10	23	3974	1459	150137	37.5
	b	4.62	0.01	0.03	4.58	•	173.24	•
Śląskie	a	9077	21	37	9019	2769	376676	41.6
	b	5.24	0.01	0.02	5.21	•	217.58	•
Świętokrzyskie	a	1629	6	13	1610	679	71539	44.1
	b	3.94	0.01	0.03	3.90	•	172.83	•
Warmińsko-Mazurskie	a	2161	4	14	2143	824	79004	36.6
	b	5.04	0.01	0.03	5.00	•	184.11	•
Wielkopolskie	a	7650	25	45	7580	2705	259135	34.0
	b	5.15	0.02	0.03	5.10	•	174.54	•
Zachodniopomorskie	a	2780	5	20	2755	1086	89883	32.4
	b	4.99	0.01	0.04	4.94	•	161.20	•

1 Reported in a given period; excluding accidents on private farms in agriculture.

2 Preliminary data on the number of employed persons were used to calculate the incidence rate (verse b); civilian employees of budgetary entities conducting activity within the scope of national defence and public safety were not included in the breakdown by voivodships.

3 Excluding persons injured in fatal accidents and the number of days of their incapacity for work.

Table 3. Persons injured in accidents at work ^a on private farms in agriculture by contact-modes of injuries in 2020

SPECIFICATION	Total	Fall of		Persons run over, hit or caught by a moving means of transport	Persons caught or hit by moving parts of machinery and equipment	Persons hit, crushed or bitten by animals	Impact of		Others
		persons	objects				extreme temperatures	harmful materials	
TOTAL	7872	3718	438	122	958	958	40	9	1629
Of which fatal accidents	35	2	7	9	6	4	-	-	7

^a Concerns accidents for which one-off compensations were granted.

Source: data of the Agricultural Social Insurance Fund.

Mark (Δ) means that the names have been shortened in relation to the current classification. Their full names are available on the Statistics Poland website at: [https://stat.gov.pl/en/metainformations/classifications/#Polish Classification of Activities \(PKD\)](https://stat.gov.pl/en/metainformations/classifications/#Polish%20Classification%20of%20Activities%20(PKD))

Mark (-) magnitude zero

(0.00) magnitude not zero, but less than 0.005 of a unit

Mark (.) data not available, classified data (statistical confidentiality) or providing data impossible or purposeless

"Of which" indicates that not all elements of the sum are given

When citing data from the Statistics Poland please provide the following information: "Statistics Poland's data". When publishing calculations made on data published by the Statistics Poland, provide the following information: "Own study based on the Statistics Poland's data".

METHODOLOGICAL NOTES

The publication includes information on **accidents at work of persons employed in the entire national economy** excluding budgetary entities conducting activity within the scope of the national defence and public safety for which information on accidents at work concerns only civilian employees.

Data regarding **accidents at work, excluding private farms in agriculture**, are obtained from "Statistical accident report" Z-KW and cover all accidents at work, as well as accidents considered equivalent to accidents at work, regardless whether incapacity for work was reported (due to hospitalisation of an injured person, or rejection of a sick leave, etc.).

Data on accidents at work on private farms in agriculture were compiled on the basis of reports of the Agricultural Social Insurance Fund (ASIF) and are related only to the accidents for which one-off compensations were granted in a given period.

Each accident, regardless whether the victim was injured during a single or multiple casualty incident, is counted as one accident at work.

Incidence rate is the number of persons injured per 1,000 persons employed. To calculate the ratio, the average number of working persons was assumed, expressed as an arithmetic mean for two states (as of 31 December of the previous year and 31 December of the current year).

Information on **days lost includes the total number of calendar days** of incapacity for work due to work-related accidents, estimated on the basis of sick leaves.

Pursuant to art. 3 of the Act of 30 October 2002 on Social Insurance in respect of Accidents at Work and Occupational Diseases (uniform text Journal of Laws of 2019, item 1205):

- **accident at work** is understood as a sudden incident, caused by external reason, leading to injury or death which occurred in connection with work:
 - 1) during or in connection with performance of ordinary activities or instructions by the employee and activities for the employers, even without instructions;
 - 2) when the employee remains at the disposal of the employer on the way between the seat of the employer and the place of performing the obligation arising from the employment relationship.
- every accident is treated **equally to an accident at work**, as regards entitlement to benefits defined in the law on social insurance against accidents at work and occupational diseases, if the employee had such an accident: during a business trip; during training within the scope of the national self-defence; when performing tasks ordered by trade union organisations operating at the employer's.
- **accident at work is also understood** as a sudden incident, causing injury or death, which happened within the term of accident insurance in the course of: practising sports during competitions and training by a person receiving sport scholarship; performance of paid work while serving the sentence of imprisonment or temporary detentions; exercising the mandate of a Deputy or Senator who receives a salary; doing – on the basis of appointment issued by powiat labour office or other supervising entity – training or internship connected with a scholarship received by school leavers; performance of work by members of agricultural producers' cooperatives, farmers' cooperatives and by other persons treated equally to members of cooperative, for the benefit of these cooperatives; performance or cooperation in performance of work on the basis of agency agreements, contracts of mandate or contracts of services; performance of usual activities related to running, or cooperation in running, a non-agricultural economic activity; performance of religious activities or activities connected with entrusted pastoral or monastic functions by clergymen; serving supplementary forms of military service; education of students receiving scholarship at the National School of Public Administration.

Fatal accident at work is an accident which leads to the death of a victim at the site of the accident or within 6 months of the accident.

Serious accident at work is an accident which results in serious bodily harm, i.e. loss of sight, hearing, speech, ability to procreate, other bodily harm or health-related problems, which disrupts primary bodily functions or results in an incurable and life-threatening disease, permanent mental illness, a permanent, total or significant incapacity for work in the occupation, or a permanent significant disfigurement or distortion of the body.

The methodology of the survey on accidents at work is explained in more detail in the annual publication titled "Accidents at work", available on the website of Statistics Poland at: <https://stat.gov.pl/en/topics/labour-market/working-conditions-accidents-at-work/accidents-at-work-in-2019,3,13.html>

The data presented in this release are preliminary. The final data covering the year 2020 will be available in a publication coming out in November 2021.

Prepared by:

Statistical Office in Gdańsk
Director Jerzy Auksztol

Office: phone (+48 58) 76 83 130

Issued by :

The Spokesperson for the President
of Statistics Poland

Karolina Banaszek

Mobile: (+48) 695 255 011

Press Office

Office: phone (+48 22) 608 34 91. 608 38 04

e-mail: obslugaprasowa@stat.gov.pl



www.stat.gov.pl/en/



[@StatPoland](https://twitter.com/StatPoland)



[@GlownyUrzadStatystyczny](https://www.facebook.com/GlownyUrzadStatystyczny)

Related information

[Accidents at work in 2019](#)

[Accidents at work in January - September 2020 – preliminary data](#)

[Other studies regarding working conditions](#)

Data available in databases

[Local Data Bank -> Labour Market -> Worknig Conditions](#)