

# Accidents at work in the first quarter of 2020 - preliminary data

10.06.2020



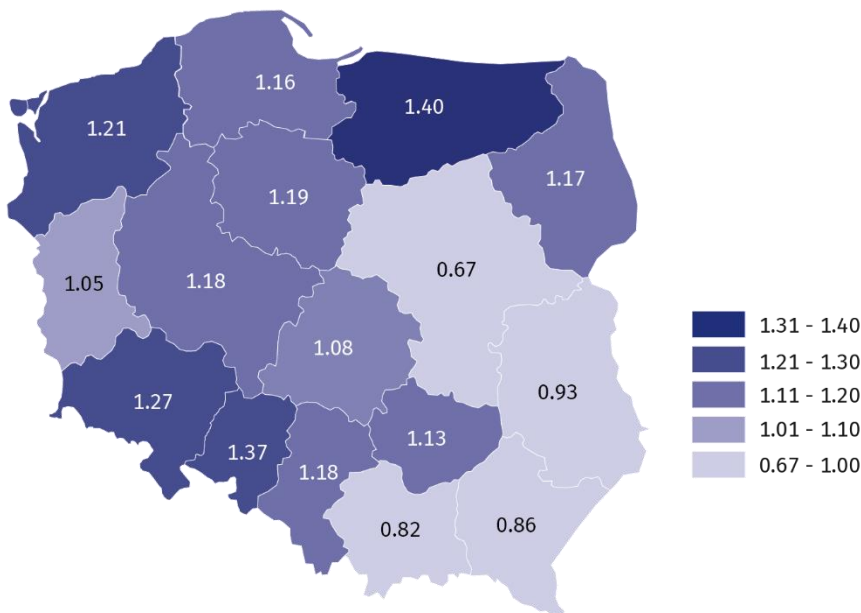
14,140 persons injured in accidents at work were reported in the first quarter of 2020, by 10.5% fewer than in the first quarter of 2019. The number of injured persons per 1,000 employed persons also decreased (the so-called incidence rate) from 1.17 to 1.04 respectively.

Fatal accident victims accounted for 0.2% of all persons injured (as in the first quarter of 2019). However, both the number of persons injured in serious accidents and in accidents with other effects decreased (by 10.0% and 10.5% respectively).

The highest incidence rates were recorded for Warmińsko-Mazurskie (1.40) and Opolskie (1.37) Voivodships, the lowest for Mazowieckie (0.67) Małopolskie (0.82) and Podkarpackie (0.86).

Persons injured in accidents at work and incidence rate decreased compared to the previous year

**Map 1. Persons injured in accidents at work per 1,000 employed persons <sup>a</sup> in the first quarter 2020 (excluding private farms in agriculture)**

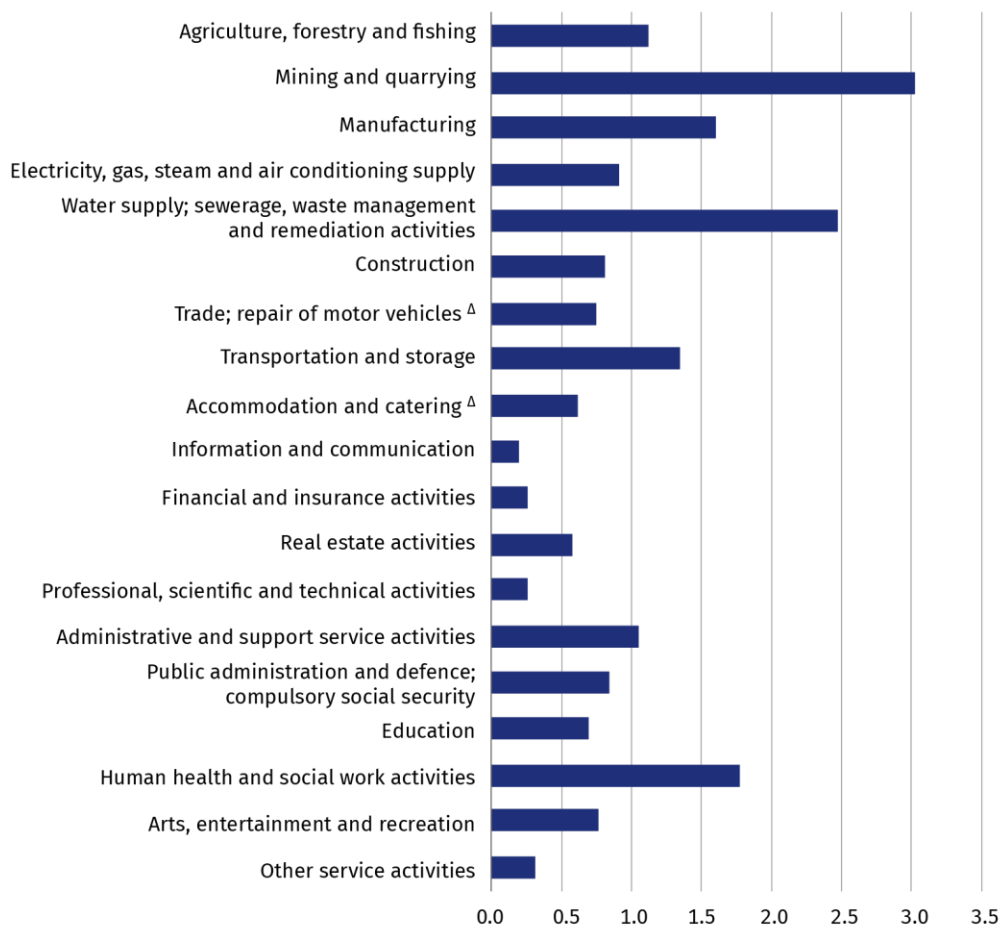


The highest incidence rate was recorded for Warmińsko-Mazurskie Voivodship, whereas the lowest for Mazowieckie

<sup>a</sup> Preliminary data on the number of employees were used to calculate the incidence rate; in breakdown by voivodships, civilian employees of budgetary entities conducting activity within the scope of national defence and public safety were excluded.

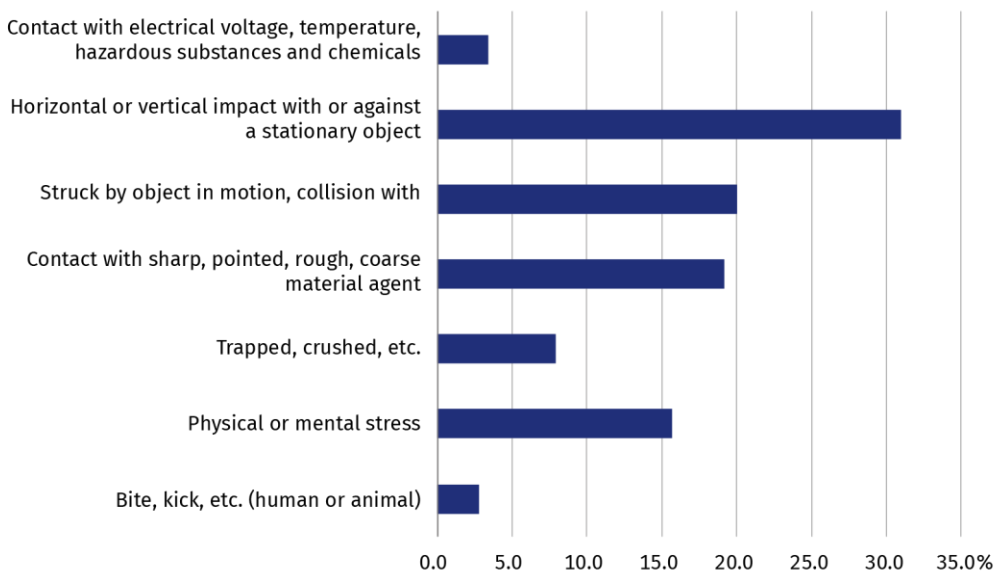
In the breakdown by type of economic activity, the highest incidence rate was recorded in the sections: mining and quarrying (3.02), water supply; sewerage, waste management and remediation activities (2.47), human health and social work activities (1.77), while the lowest in the sections: information and communication (0.20), financial and insurance activities and professional, scientific and technical activities (by 0.26).

**Chart 1. Persons injured in accidents at work per 1,000 employed persons by sections in the first quarter of 2020 (excluding private farms in agriculture)**



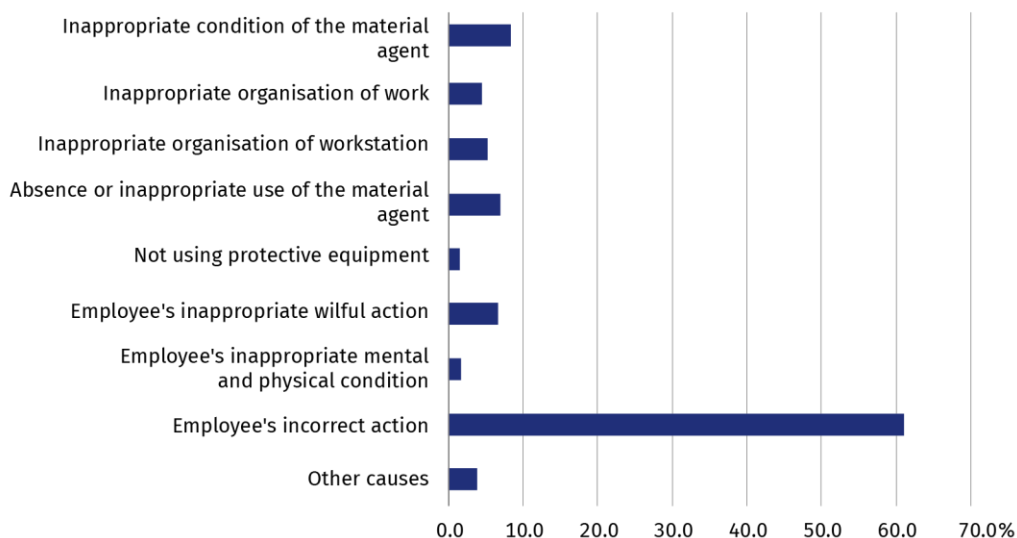
The highest incidence rate was recorded in the section mining and quarrying, the lowest in the section information and communication

**Chart 2. Persons injured in accidents at work by contact-modes of injuries in the first quarter of 2020**



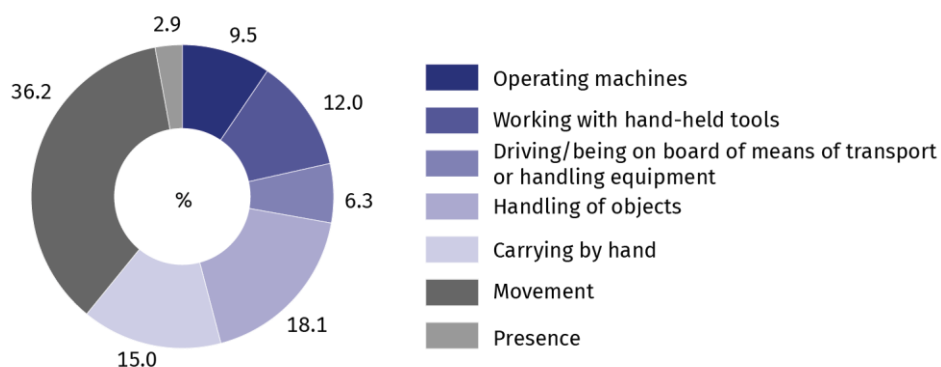
Horizontal or vertical impact with or against a stationary object (31.0%) was the prevalent group of contact-modes of injury

**Chart 3. Causes of accidents at work in the first quarter of 2020**



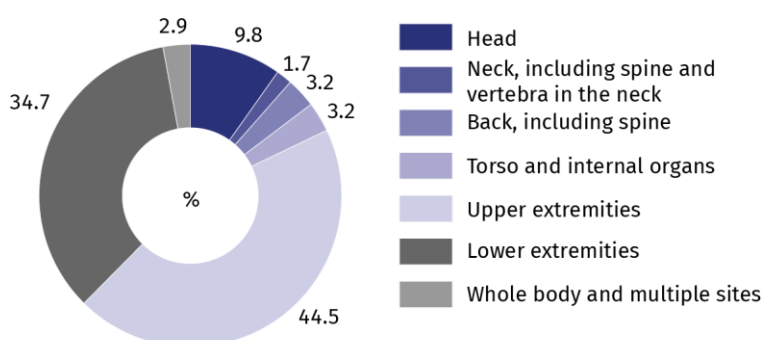
Employee's incorrect action was the cause of 61.0% of the accidents at work

**Chart 4. Persons injured in accidents at work by specific physical activities performer by the victim at the time of the accident in the first quarter of 2020**



Movement was the most frequent specific physical activity performed by the victim at the time of the accident (36.2%)

**Chart 5. Persons injured in accidents at work by part of body injured in the first quarter of 2020**



79.2% of the persons injured in accidents at work sustained extremity injury

**TABLE ANNEX**

**Table 1. Persons injured in accidents at work <sup>1</sup> by sections and selected PKD (NACE) divisions in the first quarter of 2020**

SPECIFICATION a – total b – per 1,000 employed persons <sup>2</sup>	Total	In accidents			Of total number - women	Days lost		
		fatal	serious	with other effect		total	per 1 person injured <sup>3</sup>	
<b>TOTAL</b>	<b>a</b>	<b>14140</b>	<b>31</b>	<b>63</b>	<b>14046</b>	<b>5521</b>	<b>363785</b>	<b>25.8</b>
	<b>b</b>	<b>1.04</b>	<b>0.00</b>	<b>0.00</b>	<b>1.04</b>	<b>.</b>	<b>26.63</b>	<b>.</b>
Agriculture, forestry and fishing	a	205	3	1	201	40	6167	30.5
	b	1.12	0.02	0.01	1.09	.	33.58	.
of which crop and animal production, hunting, including service activities <sup>4</sup>	a	128	1	1	126	31	3822	30.1
Mining and quarrying	a	463	2	3	458	8	17576	38.1
	b	3.02	0.01	0.02	2.99	.	114.65	.
of which mining of hard coal	a	312	-	1	311	3	12752	40.9
Manufacturing	a	4651	6	34	4611	1084	127659	27.5
	b	1.60	0.00	0.01	1.59	.	43.92	.
Electricity, gas, steam and air conditioning supply	a	103	-	-	103	8	2604	25.3
	b	0.91	.	.	0.91	.	23.04	.
Water supply; sewerage, waste management and remediation activities	a	410	-	-	410	32	12015	29.3
	b	2.47	.	.	2.47	.	72.37	.
Construction	a	733	7	4	722	16	25056	34.5
	b	0.81	0.01	0.00	0.80	.	27.61	.
Trade; repair of motor vehicles <sup>Δ</sup>	a	1851	1	6	1844	988	41828	22.6
	b	0.75	0.00	0.00	0.75	.	17.01	.
Transportation and storage	a	1251	8	3	1240	369	32075	25.7
	b	1.35	0.01	0.00	1.34	.	34.52	.
Accommodation and catering <sup>Δ</sup>	a	186	-	1	185	111	4775	25.7
	b	0.62	.	0.00	0.62	.	15.84	.
Information and communication	a	75	1	-	74	25	1410	19.1
	b	0.20	0.00	.	0.20	.	3.77	.
Financial and insurance activities	a	98	-	-	98	80	2060	21.0
	b	0.26	.	.	0.26	.	5.47	.
Real estate activities	a	120	-	-	120	54	2874	24.0
	b	0.58	.	.	0.58	.	13.83	.
Professional, scientific and technical activities	a	178	-	3	175	89	3854	21.7
	b	0.26	.	0.00	0.26	.	5.54	.

1 Reported in a given period; excluding accidents on private farms in agriculture.

2 To calculate the incidence rate (verse b), preliminary data on the number of employed persons were used.

3 Excluding persons injured in fatal accidents and the number of days of their incapacity for work.

4 Excluding the group "Hunting, trapping and related service activities".

**Table 1. Persons injured in accidents at work <sup>1</sup> by sections and selected PKD (NACE) divisions in the first quarter of 2020 (cont.)**

SPECIFICATION a – total b – per 1,000 employed persons <sup>2</sup>		Total	In accidents			Of total number - women	Days lost	
			fatal	serious	with other effect		total	per 1 person injured <sup>3</sup>
Administrative and support service activities	a	597	2	3	592	268	13058	21.9
	b	1.05	0.00	0.01	1.04	.	23.04	.
Public administration and defence; compulsory social security	a	560	-	1	559	291	13674	24.4
	b	0.84	.	0.00	0.84	.	20.43	.
Education	a	845	1	2	842	668	20620	24.4
	b	0.69	0.00	0.00	0.69	.	16.93	.
Human health and social work activities	a	1603	-	-	1603	1278	31260	19.5
	b	1.77	.	.	1.77	.	34.60	.
Arts, entertainment and recreation	a	122	-	1	121	67	3115	25.5
	b	0.76	.	0.01	0.75	.	19.45	.
Other service activities	a	89	-	1	88	45	2105	23.7
	b	0.31	.	0.00	0.31	.	7.27	.

1 Reported in a given period; excluding accidents on private farms in agriculture.

2 To calculate the incidence rate (verse b), preliminary data on the number of employed persons were used.

3 Excluding persons injured in fatal accidents and the number of days of their incapacity for work.

**Table 2. Persons injured in accidents at work <sup>1</sup> by voivodships in the first quarter of 2020**

SPECIFICATION a – total b – per 1,000 employed persons <sup>2</sup>		Total	In accidents			Of total number - women	Days lost	
			fatal	serious	with other effect		total	per 1 person injured <sup>3</sup>
<b>POLAND</b>	a	<b>14140</b>	<b>31</b>	<b>63</b>	<b>14046</b>	<b>5521</b>	<b>363785</b>	<b>25.8</b>
	b	<b>1.04</b>	<b>0.00</b>	<b>0.00</b>	<b>1.04</b>	.	<b>26.63</b>	.
Dolnośląskie	a	1387	3	4	1380	574	33322	24.1
	b	1.27	0.00	0.00	1.27	.	30.62	.
Kujawsko-pomorskie	a	789	1	5	783	305	19006	24.1
	b	1.19	0.00	0.01	1.18	.	28.77	.
Lubelskie	a	522	-	4	518	211	13738	26.3
	b	0.93	-	0.01	0.92	.	24.47	.
Lubuskie	a	349	1	1	347	130	9037	26.0
	b	1.05	0.00	0.00	1.05	.	27.12	.
Łódzkie	a	928	3	4	921	395	23625	25.5
	b	1.08	0.00	0.00	1.08	.	27.41	.
Małopolskie	a	988	1	6	981	449	23589	23.9
	b	0.82	0.00	0.01	0.81	.	19.67	.
Mazowieckie	a	1617	6	9	1602	661	42703	26.5
	b	0.67	0.00	0.00	0.67	.	17.75	.
Opolskie	a	410	-	2	408	139	11401	27.8
	b	1.37	.	0.01	1.36	.	38.11	.

1 Reported in a given period; excluding accidents on private farms in agriculture.

2 To calculate the incidence rate (verse b) preliminary data on the number of employed persons were used; in breakdown by voivodships, civilian employees of budgetary entities conducting activity within the scope of national defence and public safety were excluded.

3 Excluding persons injured in fatal accidents and the number of days of their incapacity for work.

**Table 2. Persons injured in accidents at work <sup>1</sup> by voivodships in the first quarter of 2020 (cont.)**

SPECIFICATION a – total b – per 1,000 employed persons <sup>2</sup>	Total	In accidents			Of total number - women	Days lost		
		fatal	serious	with other effect		total	per 1 person injured <sup>3</sup>	
Podkarpackie	a	534	1	1	532	203	14629	27.4
	b	0.86	0.00	0.00	0.86	.	23.47	.
Podlaskie	a	378	2	-	376	128	10953	29.1
	b	1.17	0.01	-	1.16	.	33.83	.
Pomorskie	a	978	1	4	973	382	25889	26.5
	b	1.16	0.00	0.00	1.16	.	30.68	.
Śląskie	a	2004	2	8	1994	663	53339	26.6
	b	1.18	0.00	0.00	1.18	.	31.45	.
Świętokrzyskie	a	390	1	4	385	149	10791	27.7
	b	1.13	0.00	0.01	1.12	.	31.38	.
Warmińsko-mazurskie	a	563	1	3	559	236	15735	28.0
	b	1.40	0.00	0.01	1.39	.	39.13	.
Wielkopolskie	a	1648	6	7	1635	633	40183	24.5
	b	1.18	0.00	0.01	1.17	.	28.80	.
Zachodniopomorskie	a	655	2	1	652	263	15845	24.3
	b	1.21	0.00	0.00	1.21	.	29.17	.

1 Reported in a given period; excluding accidents on private farms in agriculture.

2 To calculate the incidence rate (verse b) preliminary data on the number of employed persons were used; in breakdown by voivodships, civilian employees of budgetary entities conducting activity within the scope of national defence and public safety were excluded.

3 Excluding persons injured in fatal accidents and the number of days of their incapacity for work.

**Table 3. Persons injured in accidents at work <sup>a</sup> on private farms in agriculture by contact-modes of injuries in the first quarter of 2020**

SPECIFICATION	Total	Falling		Persons run over, hit or caught by a moving means of transport	Persons caught or hit by moving parts of machinery and equipment	Persons hit, crushed or bitten by animals	Impact of		Other
		persons	objects				extreme temperatures	harmful materials	
<b>TOTAL</b>	<b>2506</b>	<b>1186</b>	<b>145</b>	<b>46</b>	<b>281</b>	<b>271</b>	<b>11</b>	<b>4</b>	<b>562</b>
Of which fatal accidents	13	2	3	3	2	2	-	-	1

a Concerns accidents for which one-time compensations were granted.

Source: data of the Agricultural Social Insurance Fund.

**Mark (Δ)** means that the names have been shortened in relation to the current classification, their full names are available on the Statistics Poland website at: [https://stat.gov.pl/en/metainformations/classifications/#Polish-Classification-of-Activities-\(PKD\)](https://stat.gov.pl/en/metainformations/classifications/#Polish-Classification-of-Activities-(PKD))

**Mark (-)** magnitude zero

**(0,00)** magnitude not zero, but less than 0.005 of a unit

**Mark (.)** data not available, classified data (statistical confidentiality) or providing data impossible or purposeless

**„Of which”** indicates that not all elements of the sum are given

When citing data from the Statistics Poland please provide the following information: "Statistics Poland's data". When publishing calculations made on data published by the Statistics Poland, provide the following information: "Own study based on the Statistics Poland's data".

## METHODOLOGICAL NOTES

The publication includes information on **accidents at work of persons employed in the entire national economy** excluding budgetary entities conducting activity within the scope of the national defence and public safety for which information on accidents at work concerns only civilian employees.

Data regarding **accidents at work, excluding private farms in agriculture**, are obtained from "Statistical accident report" Z-KW and cover all accidents at work, as well as accidents considered equivalent to accidents at work, regardless whether incapacity for work was reported (due to hospitalisation of an injured person, or rejection of a sick leave, etc.).

**Data on accidents at work on private farms in agriculture** were compiled on the basis of reports of the Agricultural Social Insurance Fund (ASIF) and are related only to the accidents for which one-off compensations were granted in a given period.

Each accident, regardless whether the victim was injured during a single or multiple casualty incident, is counted as one accident at work.

**Incidence rate** is the number of persons injured per 1,000 persons employed. To calculate the ratio, the average number of working persons was assumed, expressed as an arithmetic mean for two states (as of 31 December of the previous year and 31 March of the current year).

Information on **days lost includes the total number of calendar days** of incapacity for work due to work-related accidents, estimated on the basis of sick leaves.

Pursuant to art. 3 of the Act of 30 October 2002 on Social Insurance in respect of Accidents at Work and Occupational Diseases (uniform text Journal of Laws of 2019, item 1205):

**Accident at work** is understood as a sudden incident, caused by external reason, leading to injury or death, which occurred in connection with work:

- 1) during or in connection with performance of ordinary activities or instructions by the employee and activities for the employers, even without instructions;
- 2) when the employee remains at the disposal of the employer on the way between the seat of the employer and the place of performing the obligation arising from the employment relationship.

Every accident is treated **equally to an accident at work**, as regards entitlement to benefits defined in the law on social insurance against accidents at work and occupational diseases, if the employee had such accident: during a business trip; during training within the scope of the national self-defence; when performing tasks ordered by trade union organisations operating at the employer's.

**Accident at work is also understood** as a sudden incident, causing injury or death, which happened within the term of accident insurance in the course of: practising sports during competitions and training by a person receiving sport scholarship; performance of paid work while serving the sentence of imprisonment or temporary detentions; exercising the mandate of a Deputy or Senator who receive salaries; serving a mandate of the European Parliament member elected in the Republic of Poland; doing – on the basis of appointment issued by powiat labour office or other supervising entity – training or internship connected with a scholarship received by school leavers; performance of work by members of agricultural producers' cooperatives, farmers' cooperatives and by other persons treated equally to members of cooperatives, for the benefit of these cooperatives; performance or cooperation in performance of work on the basis of agency agreements, contracts of mandate or contracts of services; performance of usual activities related to running, or cooperation in running, a non-agricultural economic activity; performance of religious activities or activities connected with entrusted pastoral or monastic functions by clergymen; serving supplementary forms of military service; education of students receiving scholarship at the National School of Public Administration.

**Fatal accident at work** is an accident which leads to the death of a victim at the site of the accident or within 6 months of the accident.

**Serious accident at work** is an accident which results in serious bodily harm, i.e. loss of sight, hearing, speech, ability to procreate, other bodily harm or health-related problems, which disrupts primary bodily functions, or results in an incurable and life-threatening disease, permanent mental illness, a permanent, total or significant incapacity for work in the occupation, or a permanent significant disfigurement or distortion of the body.

The methodology of the survey on accidents at work is explained in more detail in the annual publication titled "Accidents at work", available on the website of Statistics Poland at:

<https://stat.gov.pl/en/topics/labour-market/working-conditions-accidents-at-work/accidents-at-work-in-2018,3,12.html>

The data presented in this release are preliminary. The final data, covering the year 2020, will be available in a publication coming out in November 2021.



Prepared by:

**Statistical Office in Gdańsk**  
**Director Jerzy Auksztol**

Office: phone (+48 58) 76 83 130

Issued by :

**The Spokesperson for the President**  
**of Statistics Poland**

**Karolina Banaszek**

Mobile: (+48) 695 255 011

**Press Office**

Office: phone (+48 22) 608 34 91, 608 38 04

e-mail: [obslugaprasowa@stat.gov.pl](mailto:obslugaprasowa@stat.gov.pl)



[www.stat.gov.pl/en/](http://www.stat.gov.pl/en/)



[@StatPoland](https://twitter.com/StatPoland)



[@GlownyUrzadStatystyczny](https://www.facebook.com/GlownyUrzadStatystyczny)

**Related information**

[Accidents at work in 2018](#)

[Accidents at work in 2019 – preliminary data](#)

[Other studies regarding working conditions](#)

**Data available in databases**

[Local Data Bank -> Labour Market -> Worknig Conditions](#)