

Average paid employment¹ and average gross wages and salaries in the enterprise sector in December 2022

20.01.2023


2.2%

Increase y/y average paid employment in the enterprise sector

In December 2022, average paid employment in the enterprise sector compared to December 2021 was higher by 2.2% y/y and amounted to 6504.7 thousand full-time equivalents. In comparison to the previous month average paid employment remained at a similar level (dynamics 100.0 %).


10.3%

Increase y/y average gross wages and salaries in the enterprise sector

Average gross wages and salaries in the enterprise sector in December 2022 compared to December 2021 were higher by 10.3% y/y and amounted to 7329.96 PLN. In regard to November 2022 average gross wages and salaries increased by 6.9%.

Labour market in the enterprise sector

Data regarding the enterprise sector concerns units conducting **economic activity classified into selected² kinds of activity by NACE Rev.2 with the number of employed persons 10 or more people**. Therefore, the survey does not include, inter alia, public administration, education, human health and social work activities.

The enterprise sector is part of the national economy, which means that the data refers to selected entities conducting economic activity

Table 1. Average paid employment and average gross wages and salaries in the enterprise sector

Specification	12 2022			01-12 2022	
	in absolute numbers	11 2022= =100	12 2021= =100	in absolute numbers	01-12 2021= =100
Average paid employment in thousand full-time equivalents	6504.7	100.0	102.2	6509.1	102.6
Average gross wages and salaries total in PLN	7329.96	106.9	110.3	6653.67	113.0
of which excluding payments from profit	7329.88	106.9	110.3	6652.73	113.0

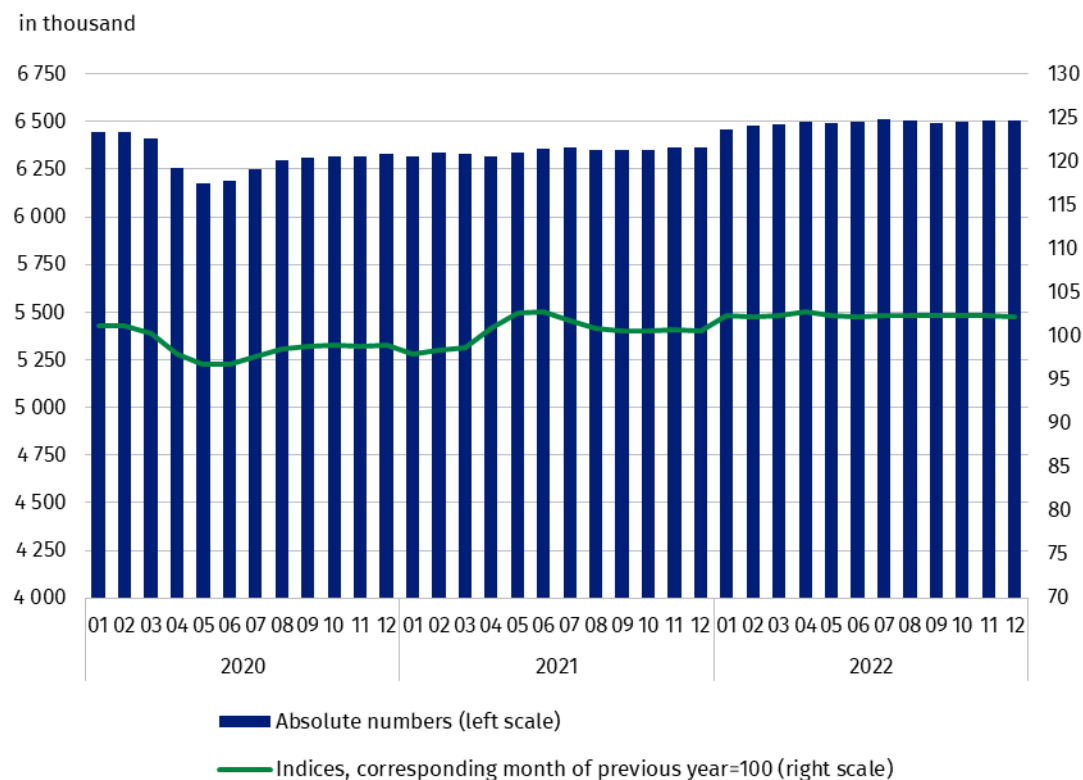
¹ Average paid employment after converting the dimensions of part-time employees into full-time equivalents.

² Activities included in the enterprise sector are listed on the page 4.

In December 2022 **average paid employment in the enterprise sector** remained at a similar level to the one recorded in November 2022, while in November 2022 in comparison to October 2022, a minimal increase of 0.1% was observed.

Comparing December 2022 to December 2021, average paid employment in the enterprise sector increased by 2.2%, while in December 2021 its noted y/y increase was lower and amounted to 0.5%.

Chart 1. Average paid employment in the enterprise sector



Due to the pandemic situation and its impact on the labour market, in 2020 there were observed significant decreases in average paid employment in the enterprise sector. The following year, average paid employment fluctuated slightly, but it was only in 2022 that it returned to the values noted at the beginning of 2020. In December 2022, compared to November 2022, the average paid employment remained at a similar level, it means it slightly decreased by approx. 2.8 thousand full-time equivalents.

In the cumulative period of the whole year 2022 compared to 2021, the highest growth in average employment in the enterprise sector occurred in section “Information and communication” (by 11.3 %), while the deepest decrease was observed in section “Real estate activities” (by 1.2 %) and “Mining and quarrying” (by 1.1%).

In December 2022 **average monthly gross wage and salary in the enterprise sector** increased compared to November 2022 by 6.9%, while in December 2021 compared to November 2021 the increase amounted to 10.3%.

The increase in average monthly gross wages and salaries in the enterprise sector in December 2022 compared to November 2022 was caused by payments of among others quarterly, Christmas bonuses, Miner’s Day awards, annual awards and retirement severance pays (which beside the base salary are also included as components of wages and salaries). The highest increase in average monthly gross wages and salaries was recorded in section “Agriculture, forestry and fishing”³ (by 74.3%), where salaries increased to 15218.13 PLN

Average monthly gross wages and salaries in the enterprise sector includes the base salary and additional salary components, incl. bonuses, awards, remuneration for overtime and retirement severance pays

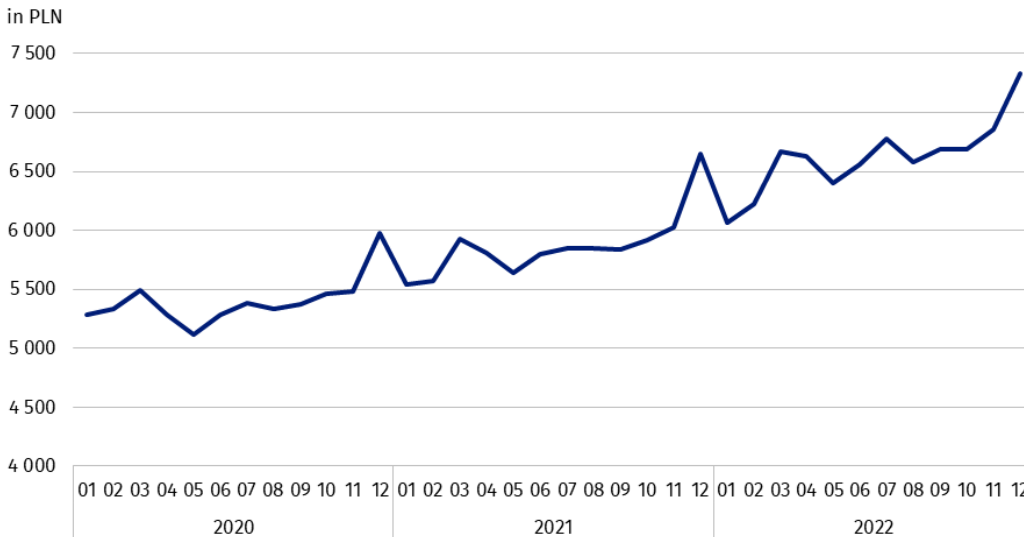
³ Within the enterprise sector this section covers only the activities “Forestry and logging” (Division 02) and “Marine fishing” (Class 03.11).

(a month before amounted to 8732.13 PLN), “Mining and quarrying” (by 32.6%), where salaries were 18800.93 PLN (a month before 14178.21 PLN), “Arts, entertainment and recreation” (by 26.5%), where salaries increased to 7440.24 PLN (a month before amounted to 5882.86 PLN).

On an annual basis (December 2022 to December 2021), average monthly gross wage and salary increased by 10.3%. A year before (December 2021 to December 2020) the dynamics of growth in average wage was recorded at the level of 11.2%.

The phenomenon of wage increases in December is observed every year, among others due to paid in some units additional bonuses and awards

Chart 2. Average monthly gross wages and salaries in the enterprise sector

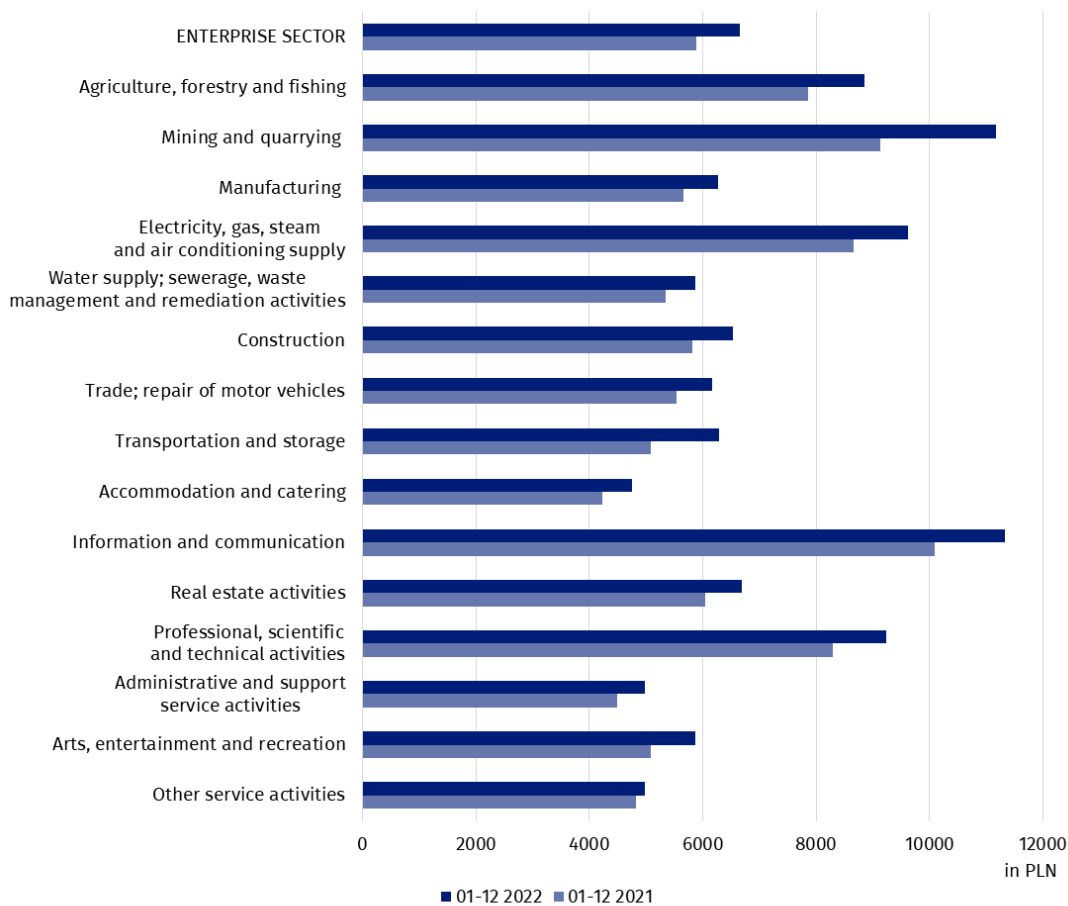


In 2022 statutory minimum monthly wage increased to 3010 PLN, i.e. by 7.5% in regard to the previous year when it was 2800 PLN which also affected changes in average monthly wages in the enterprise sector

In the cumulative period of all year 2022, average monthly gross wages and salaries in the enterprise sector, in relation to the previous year, increased in all NACE Rev.2 sections by between 3.4% in section “Other service activities”⁴ and 23.7% in section “Transportation and storage”, which resulted in total increase in the enterprise sector of 13.0%. The highest average gross salary in the enterprise sector in cumulative period was noted in section “Information and communication” in the amount of 11334.23 PLN (an increase by 12.4% in regard to 2021 year) and in section “Mining and quarrying” (an increase by 22.3% in regard to 2021 year), while the lowest in section “Accommodation and catering” at the level of 4746.97 PLN (despite an increase in relation to the situation a year ago by 12.1%).

⁴ Within the enterprise sector, this section does not include activity “Activities of membership organisations” (Division 94).

Chart 3. Average monthly gross wages and salaries in the enterprise sector by kind of activity NACE Rev.2



Within the section "Agriculture, forestry and fishing", the activities "Forestry and logging" (Division 02) and "Marine fishing" (Class 03.11) are only covered by the survey; section "Professional, scientific and technical activities" excluding activity "Scientific research and development" (Division 72) and "Veterinary activities" (Division 75); section "Other service activities" excluding activity "Activities of membership organisations" (Division 94).

Methodological notes

The enterprise sector concerns units with the number of employed persons 10 or more people and conducting economic activity within the scope of the following areas: forestry and logging; marine fishing; mining and quarrying; manufacturing; electricity, gas, steam and air conditioning supply; water supply; sewerage, waste management and remediation activities; construction; wholesale and retail trade; repair of motor vehicles and motorcycles; transportation and storage; accommodation and food service activities; information and communication; real estate activities; legal and accounting activities; activities of head offices; management consultancy activities; architectural and engineering activities; technical testing and analysis; advertising and market research; other professional, scientific and technical activities; administrative and support service activities; arts, entertainment and recreation; repair of computers and personal and household goods; other personal service activities.

Data source is "Report on economic activity" (DG-1). Within the scope of this survey, for the entities with the number of employed persons 50 and more people it is a census survey, while for the entities with the number of employed persons from 10 to 49 people it is a sample one⁵.

⁵ Methodological report Monthly activity report of enterprises: <https://stat.gov.pl/en/topics/economic-activities-finances/activity-of-enterprises-activity-of-companies/methodological-report-monthly-activity-report-of-enterprises,17,1.html>.

Labour market data on survey report DG-1 do not include persons employed under a mandate contract and contract for specified work – the detailed scope of exclusions along with methods of calculating labour market variables can be found in the explanations of the DG-1 report⁶.

Due to the short period in which the units provide data as part of the survey on the DG-1 form, the presented results are preliminary. In the absence of complete records as at the date of preparation of the survey, it is allowed to include estimated data, and in the event of the need to correct data disclosed in previous periods, changes are included only in cumulative data.

⁶ DG-1 report in English is available in Methodological report Monthly activity report of enterprises: <https://stat.gov.pl/en/topics/economic-activities-finances/activity-of-enterprises-activity-of-companies/methodological-report-monthly-activity-report-of-enterprises,17,1.html>.







Prepared by:
Labour Market Department
Director Agnieszka Zgierska
Phone: (+48 22) 608 30 15

Issued by:
**The Spokesperson for the President
of Statistics Poland**
Karolina Banaszek
Phone: (+48) 695 255 011

Press Office

Phone: (+48 22) 608 38 04

e-mail: obslugaprasowa@stat.gov.pl

-  stat.gov.pl/en/
-  [@StatPoland](https://twitter.com/StatPoland)
-  [@GlownyUrzadStatystyczny](https://www.facebook.com/GlownyUrzadStatystyczny)
-  [gus_stat](https://www.instagram.com/gus_stat)
-  [glownyurządstatystycznygus](https://www.youtube.com/glownyurządstatystycznygus)
-  [glownyurządstatystyczny](https://www.linkedin.com/company/glownyurządstatystyczny)

Related information

[Working. Employed. Wages and salaries. Cost of labour](#)

[Paid employment, wages and salaries in the national economy in 1st-3rd quarters of 2022](#)

[Structure of wages and salaries by occupation in October 2020](#)

[Methodological report Employed in the national economy](#)

[Methodological report Wages and salaries in the national economy](#)

Data available in databases

[Local Data Bank – Labour market](#)

[Macroeconomic Data Bank – Labour market](#)

Terms used in official statistics

[Enterprise sector in the labour market and wages and salaries statistics](#)

[Average paid employment](#)

[Wages and salaries to calculate average monthly wages and salaries](#)