

Average paid employment¹ and average gross wages and salaries in the enterprise sector in January 2022

18.02.2022


2.3%

Increase y/y average paid employment in the enterprise sector

In January 2022, average paid employment in the enterprise sector compared to the January 2021 was higher by 2.3% y/y and amounted to 6459.8 thousand full-time jobs. In comparison to the previous month average paid employment increased by 1.5%.


9.5%

Increase y/y average gross wages and salaries in the enterprise sector

Average gross wages and salaries in the enterprise sector in January 2022 compared to the January 2021 were higher by 9.5% y/y and amounted to 6064.24 PLN. In comparison to December 2021 average gross wages and salaries decreased by 8.7%.

Labour market in the enterprises sector

Data regarding the enterprise sector concerns units conducting **economic activity classified into selected² kinds of activity by NACE Rev.2 and the number of employed persons exceeds 9 persons**. Therefore, the survey does not include, inter alia, public administration, education, human health and social work activities.

The enterprise sector is part of the national economy, which means that the data refers to selected entities conducting economic activity

Table 1. Average paid employment and average gross wages and salaries in the enterprise sector in January 2022

Specification	01 2022		
	in absolute numbers	12 2021=100	01 2021=100
Average paid employment in thousand full-time jobs	6459.8	101.5	102.3
Average monthly gross wages and salaries total in PLN	6064.24	91.3	109.5
of which excluding payments from profit	6064.16	91.3	109.5

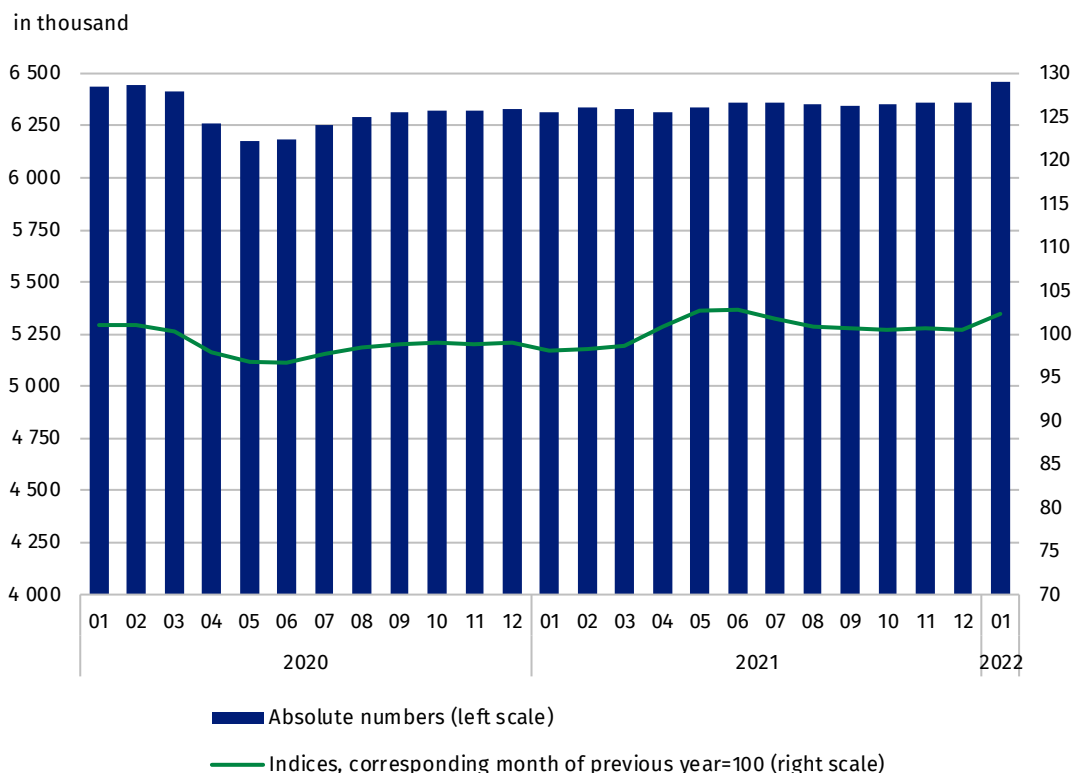
As in previous years, from January 2022, the survey on the DG-1 form is carried out on an updated sample of units with the number of employed persons from 10 to 49 people drawn on the basis of the verified size classes of entities

¹ Average paid employment after converting the dimensions of part-time employees into full-time jobs.

² Activities included in the enterprise sector are listed on the page 5.

In January 2022 **average paid employment in the enterprise sector** compared to December 2021 increased by 1.5%, while in December 2021 remained at the similar level noted in November 2021. An increase in average paid employment in January 2022 was caused among others by admissions in the units and returning from absenteeism due to sick leave benefits³.

Chart 1. Average paid employment in the enterprise sector



Due to the epidemic situation and its impact on the labour market, from March to May 2020 there was noted a decrease in the average paid employment in the enterprise sector month on month, while from June 2020 its increase was observed. In 2021, average paid employment changed slightly, however until December 2021, it has still not returned to the values noted at the beginning of 2020. In January 2022 average paid employment increased both compared to the previous month and also to January 2021.

Table 2. Average paid employment in the enterprise sector in January 2022 by kind of activity NACE Rev.2.

Specification	01 2021		
	in thousand full-time jobs	12 2021=100	01 2021=100
ENTERPRISE SECTOR	6459.8	101.5	102.3
Agriculture, forestry and fishing ^a	33.4	99.5	99.0

³ In January 2022, as every year, the size class of the surveyed units included in the enterprise sector was verified, along with the selection of a sample of units with the number of employed persons from 10 to 49 people. The replacement of the sample could also have an impact on the differences in the results of the survey in the compared periods.

Specification	01 2021		
	in thousand full-time jobs	12 2021=100	01 2021=100
Mining and quarrying	123.6	103.6	98.1
Manufacturing	2389.7	101.7	101.7
Electricity, gas, steam and air conditioning supply	112.1	100.4	97.4
Water supply; sewerage, waste management and remediation activities	137.8	102.3	102.9
Construction	423.7	101.3	100.9
Trade; repair of motor vehicles ^a	1318.9	100.8	102.7
Transportation and storage	650.6	102.7	103.5
Accommodation and catering ^a	119.6	101.0	108.7
Information and communication	282.9	104.6	110.2
Real estate activities	90.6	98.8	98.0
Professional, scientific and technical activities ^b	255.4	100.6	104.8
Administrative and support service activities	401.3	101.0	100.0
Arts, entertainment and recreation	90.4	100.9	101.8
Other service activities ^c	29.7	97.4	101.5

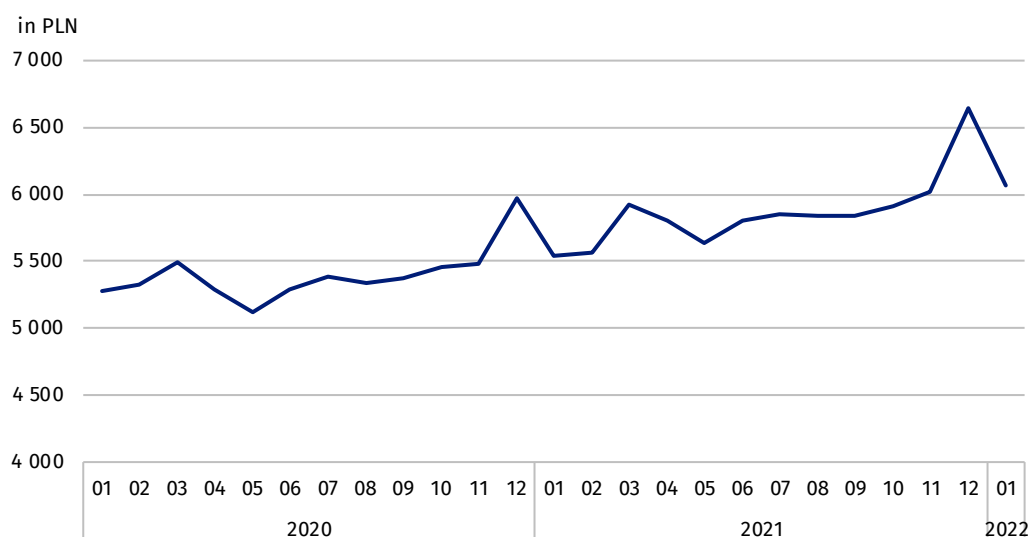
a Within the enterprise sector this section covers only the activities "Forestry and logging" (Division 02) and "Marine fishing" (Class 03.11); b Excluding activity „Scientific research and development" (Division 72) and „Veterinary activities" (Division 75); c Excluding activity „Activities of membership organisations" (Division 94). Symbol (Δ) - means that categories of applied classification are presented in abbreviated form of NACE Rev. 2.

In January 2022 **average gross wages and salaries in the enterprise sector** decreased to the one recorded in December 2021 by 8.7%, while in January 2021 compared to December 2020 wages and salaries noted the drop by 7.3%. Decrease in wages and salaries in January 2022 compared to December 2021 is the effect of a reduction in the scale or even non-occurrence of payments in January, which took place in the previous month among others payments of quarterly bonuses, Christmas bonuses, Miner's Day awards, and also annual, discretionary, jubilee awards, additional one-time awards, overtime pays and retirement severance pays (which beside the base salary are also included as components of wages and salaries).

Average monthly gross wages and salaries in the enterprise sector includes the base salary and additional salary components, incl. bonuses, awards, remuneration for overtime and retirement severance pays

Annually (January 2022 to January 2021) average gross wages and salaries increased by 9.5%. A year before (January 2021 to January 2020) an average wage growth rate of 4.8% was recorded.

Chart 2. Average monthly gross wages and salaries in the enterprise sector



In 2022 minimum monthly wage increased to 3010 PLN, i.e. by 7.5% compared to the previous year when it was 2800 PLN

In January 2022 average gross wages and salaries in the enterprise sector, compared to January 2021, increased in all NACE Rev.2 sections by between 3.6% in section “Electricity, gas, steam and air conditioning supply” and 16.8% in section “Accommodation and catering”, which resulted in total average monthly wages and salaries increase of 9.5%. The highest average monthly gross salary in the enterprise sector in January 2022 was recorded in section “Information and communication” in the amount of 10355.97 PLN (an increase by 7.2% compared to the corresponding month of the previous year), and the lowest in section “Accommodation and catering” at the level of 4461.01 PLN (despite an increase compared to the situation in January 2021 by 16.8%).

Table 3. Average monthly gross wages and salaries in the enterprise sector in January 2022 by kind of activity NACE Rev.2

Specification	01 2021		
	in PLN	12 2021=100	01 2021=100
ENTERPRISE SECTOR	6064.24	91.3	109.5
Agriculture, forestry and fishing ^a	8 010.16	54.3	112.1
Mining and quarrying	7 768.73	47.9	110.0
Manufacturing	5 770.95	94.2	108.6
Electricity, gas, steam and air conditioning supply	8 735.60	88.9	103.6
Water supply; sewerage, waste management and remediation activities	5 418.66	85.3	107.4

The decline in wages in January compared to December of the previous year is a phenomenon observed each year in this period

Specification	01 2021		
	in PLN	12 2021=100	01 2021=100
Construction	5 940.72	93.4	112.1
Trade; repair of motor vehicles ^Δ	5 854.15	95.0	110.7
Transportation and storage	5 285.38	94.1	108.9
Accommodation and catering ^Δ	4 461.01	98.2	116.8
Information and communication	10 355.97	92.8	107.2
Real estate activities	6 164.37	84.9	109.2
Professional, scientific and technical activities ^b	8 640.66	93.5	110.2
Administrative and support service activities	4 738.93	98.8	108.4
Arts, entertainment and recreation	5 338.20	81.5	116.1
Other service activities ^c	4 685.88	93.4	105.5

a Within the enterprise sector this section covers only the activities "Forestry and logging" (Division 02) and "Marine fishing" (Class 03.11); b Excluding activity „Scientific research and development" (Division 72) and „Veterinary activities" (Division 75); c Excluding activity „Activities of membership organisations" (Division 94). Symbol (Δ) - means that categories of applied classification are presented in abbreviated form of NACE Rev. 2.

Methodological notes

The enterprise sector concerns units employing more than 9 persons and conducting economic activity within the scope of the following areas: forestry and logging; marine fishing; mining and quarrying; manufacturing; electricity, gas, steam and air conditioning supply; water supply; sewerage, waste management and remediation activities; construction; wholesale and retail trade; repair of motor vehicles and motorcycles; transportation and storage; accommodation and food service activities; information and communication; real estate activities; legal and accounting activities; activities of head offices; management consultancy activities; architectural and engineering activities; technical testing and analysis; advertising and market research; other professional, scientific and technical activities; administrative and support service activities; arts, entertainment and recreation; repair of computers and personal and household goods; other personal service activities.

Data source is "Report on economic activity" (DG-1). Within the scope of this survey, for the entities with 50 and more persons employed it is a census survey, while for the entities from 10 to 49 persons employed it is a sample one⁴.

Labour market data on survey report DG-1 do not include persons employed under a mandate contract and contract for specified work - the detailed scope of exclusions along with

⁴Methodological report Monthly activity report of enterprises: <https://stat.gov.pl/en/topics/economic-activities-finances/activity-of-enterprises-activity-of-companies/methodological-report-monthly-activity-report-of-enterprises,17,1.html>.

methods of calculating labour market variables can be found in the explanations of the DG-1 report⁵.

Due to the short period in which the units provide data as part of the survey on the DG-1 form, the presented results are preliminary. In the absence of complete records as at the date of preparation of the survey, it is allowed to include estimated data, and in the event of the need to correct data disclosed in previous periods, changes are included only in cumulative data.

⁵ DG-1 report in English is available in Methodological report Monthly activity report of enterprises: <https://stat.gov.pl/en/topics/economic-activities-finances/activity-of-enterprises-activity-of-companies/methodological-report-monthly-activity-report-of-enterprises,17,1.html>.







Prepared by:
Labour Market Department
Director Agnieszka Zgierska
Phone: (+48 22) 608 30 15

Issued by:
**The Spokesperson for the President
of Statistics Poland**
Karolina Banaszek
Phone: (+48) 695 255 011

Press Office

Phone: (+48 22) 608 38 04

e-mail: obslugaprasowa@stat.gov.pl

-  www.stat.gov.pl/en/
-  [@StatPoland](https://twitter.com/StatPoland)
-  [@GlownyUrzadStatystyczny](https://www.facebook.com/GlownyUrzadStatystyczny)
-  [gus_stat](https://www.instagram.com/gus_stat)
-  [glownyurządstatystycznygus](https://www.youtube.com/glownyurządstatystycznygus)
-  [glownyurządstatystyczny](https://www.linkedin.com/company/glownyurządstatystyczny)

Related information

[Labour-market: Working employed. Wages and salaries. Cost of labour](#)

[Employment, wages and salaries in national economy in I-III quarters of 2021](#)

[Structure of wages and salaries by occupations in October 2020](#)

[Methodological report Employment in the national economy](#)

[Methodological report Wages and salaries in the national economy](#)

Data available in databases

[Local Data Bank – Labour market](#)

[Macroeconomic Data Bank – Labour market](#)

Terms used in official statistics

[Average paid employment](#)

[Wages and salaries to calculate average monthly wages and salaries](#)