

Employed persons in the national economy in Poland in December 2022

25.05.2023

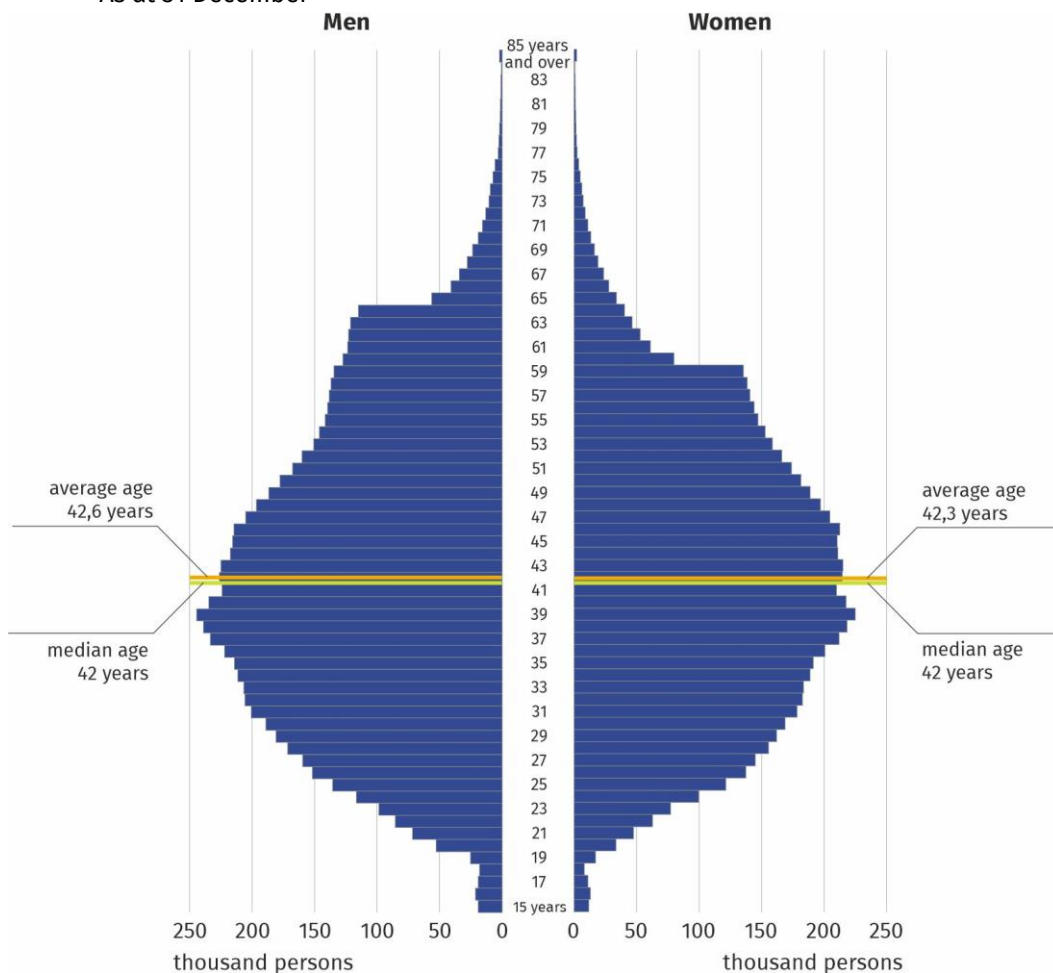
15 209.7 thousand

number of employed persons in the national economy as at 31 December 2022

As at the last day of December 2022 in the national economy there were 15 209.7 thousand employed persons. The average age and median age of employed persons in the national economy were similar. The average age was 42.4 years, the median age was 42 years. The average age and median age of employed persons in the national economy were similar for men and women.

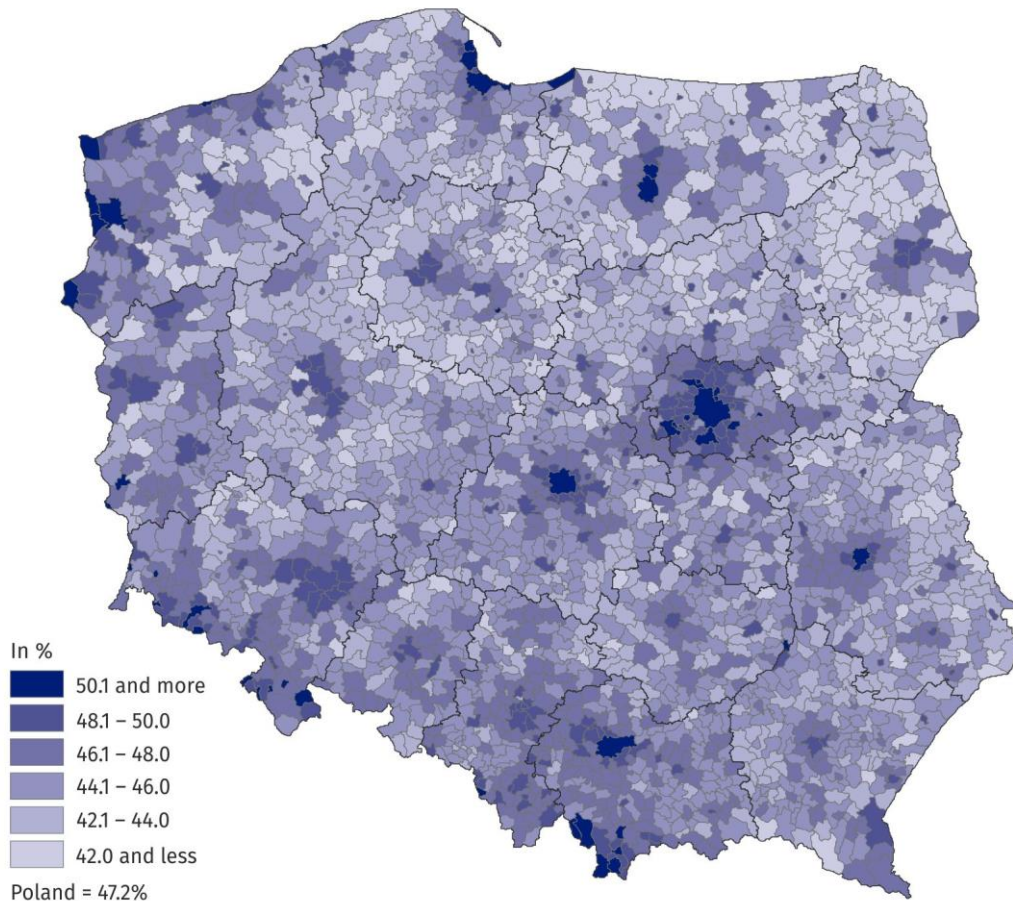
Among the total number of employed persons in the national economy in Poland, men accounted for a larger share. At the end of December 2022, their share was 52,9%. However, the sex structure of the employed varied according to their age. There was a predominance of men at essentially all ages, and this was particularly evident at the threshold and end of working life. In contrast, the share of women among employed persons in the national economy was higher only among those in their fifties.

Chart 1. Employed persons in the national economy by sex and age in 2022
As at 31 December



The sex structure of the employed also varied according to their place of residence. The predominance of women among employed persons occurred mainly in Poland's largest cities and gminas surrounding them; the further away from them, the smaller their share was relatively. As at 31 December 2022, the highest share of women – 56.3% - was recorded in the Lubuskie Voivodship, in the border gmina of Łęknica, and the smallest on the eastern borders of the Podlaskie Voivodship – in the rural gmina of Puńsk – 27.0%.

Map 1. Share of women in the total number of employed persons by gmina of residence in 2022
As at 31 December

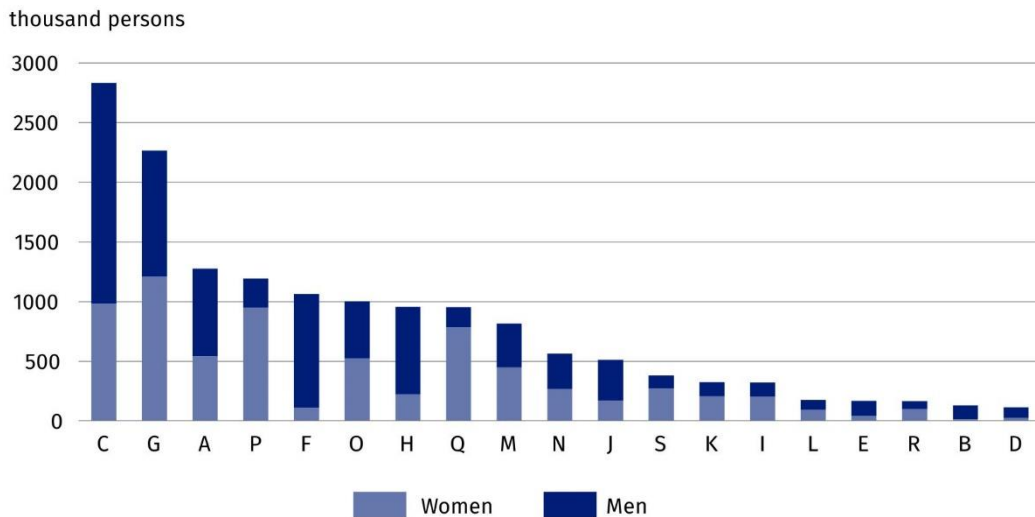


The share of women and men in the total number of employed persons in the national economy also varied according to the type of activity of the entity in which they worked. As at 31 December 2022, the largest number of employed persons in the national economy, i.e. 2 831.7 thousand, were concentrated in Manufacturing, i.e. 18.6% of the total number of employed persons. In this section, women accounted for 34.7%. The second section in terms of the number of employed persons – Trade; repair of motor vehicles^Δ concentrated 14.9% of the total number of employed persons, and the share of women was over 53%. As at the end of December 2022, the Human health and social work activities and Education sections were the most feminised. Women accounted for 82.2% and 79.5% of employed persons in these sections, respectively. The most masculinised sections were Construction and Mining and quarrying, where the share of men was almost 90%.

At the end of December 2022, the largest number of employed persons was in the Manufacturing section

Chart 2. Employed persons in the national economy by sex and PKD/NACE section in 2022

As at 31 December



Both male and female employment was dominated by paid work. At the end of December 2022, in paid employment was around 80% of all employed persons in the national economy. The largest sex difference was in the group of self-employed persons including contributing family workers, where men accounted for more than 62%.

On the last day of December 2022, the largest group among employed persons in the national economy in Poland were employees

Table 1. Employed persons in the national economy by sex in 2022

As at 31 December

Specification	Total	Men	Women
	thousand persons		
Total	15 209.7	8 047.1	7 162.6
Of which			
employees	11 998.2	6 049.6	5 948.6
self-employed persons including contributing family workers	3 178.6	1 971.1	1 207.5

There is a wider range of data on employed persons in the national economy in the publication tables.

In this news release abbreviated names of NACE, Rev. 2 sections were used. Abbreviations are marked with a 'Δ' symbol. Full names are available on the Eurostat website at:

<https://ec.europa.eu/eurostat/data/classifications>

PKD/NACE section symbols:

A – Agriculture, forestry and fishing;

B – Mining and quarrying;

C – Manufacturing;

D – Electricity, gas, steam and air conditioning supply;

E – Water supply; sewerage, waste management and remediation activities;

F – Construction;

G – Wholesale and retail trade; repair of motor vehicles and motorcycles;

H – Transportation and storage;

I – Accommodation and food service activities;

J – Information and communication;

K – Financial and insurance activities;

L – Real estate activities;

M – Professional, scientific and technical activities;

N – Administrative and support service activities;

O – Public administration and defence; compulsory social security;

P – Education;

Q – Human health and social work activities;

R – Arts, entertainment and recreation;

S – Other service activities;

In the case of quoting Statistics Poland data, please provide information: 'Source of data: Statistics Poland', and in the case of publishing calculations made on data published by Statistics Poland, please provide information: 'Own elaboration based on Statistics Poland data.'







Prepared by:
Statistical Office in Bydgoszcz
Director Wiesława Gierańczyk, Ph.D.
Phone: (+48 52) 366 93 90

Issued by:
**The Spokesperson for the President
of Statistics Poland**
Karolina Banaszek
Phone: (+48) 695 255 011

Press Office

Phone: (+48 22) 608 38 04

e-mail: obslugaprasowa@stat.gov.pl

-  stat.gov.pl/en/
-  [@StatPoland](https://twitter.com/StatPoland)
-  [@GlownyUrzadStatystyczny](https://www.facebook.com/GlownyUrzadStatystyczny)
-  [gus_stat](https://www.instagram.com/gus_stat)
-  [glownyurządstatystycznygus](https://www.youtube.com/glownyurządstatystycznygus)
-  [glownyurządstatystyczny](https://www.linkedin.com/company/glownyurządstatystyczny)

Related information

[Methodological report Employment in the national economy](#)

[Methodological report Employment in the national economy according to administrative data sources](#)