

Employed persons, wages and salaries in the national economy in 2021 – final data

27.10.2022

↑ 1.4%

Increase in the number of employed persons in 2021 (as at 31 December) in the national economy compared with the previous year

According to final data, at the end of 2021, the number of employed persons in the national economy¹ was 15.0 million. Compared with the last day of 2020, this was an increase of 213.6 thousand persons.

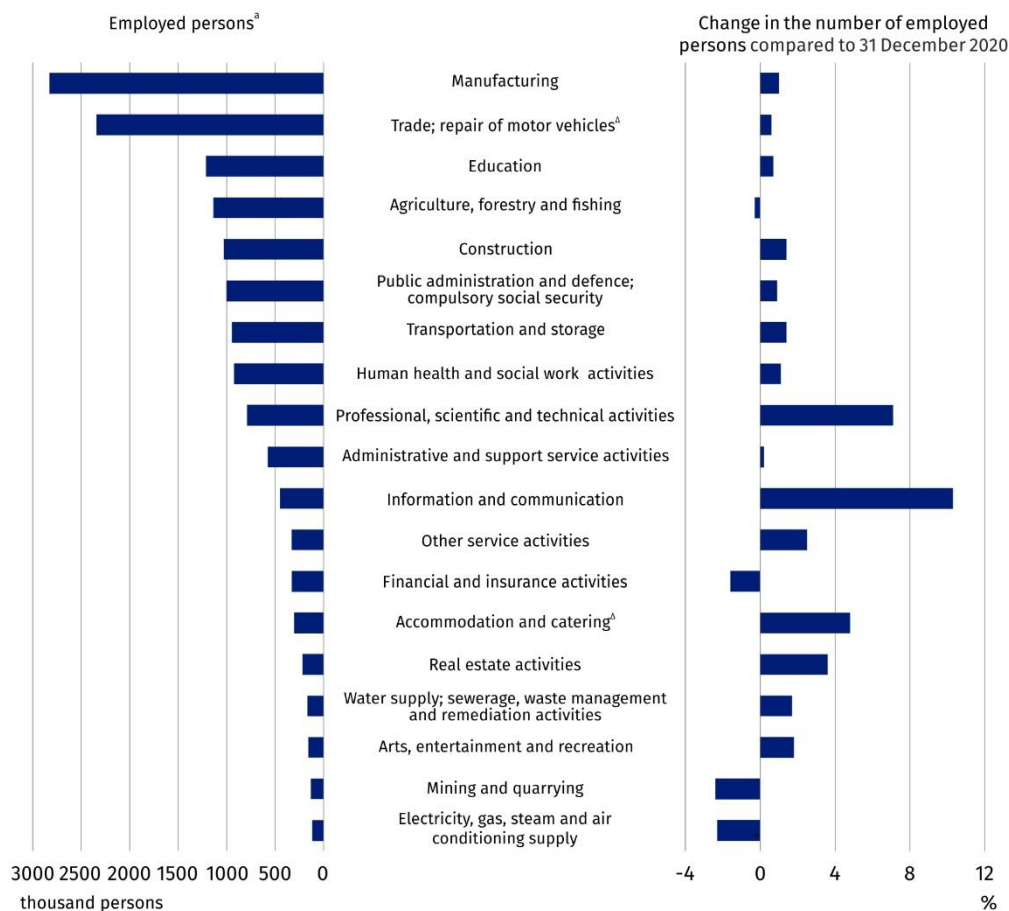
Employed persons in the national economy

According to final data, at the end of 2021, the number of employed persons in the national economy increased in most sections compared with 31 December 2020. The section with the largest increase in the number of employed persons was Information and communication (10.3%). Compared with the last day of 2020, the number of employed persons decreased in four sections. The largest decrease took place in the Mining and quarrying section (2.4%). On the last day of 2021, the largest number of employed persons were concentrated in Manufacturing. Employed persons working in this section accounted for 18.8% of the total employed persons in the national economy.

On the last day of 2021, the largest increase in the number of employed persons compared with the last day of 2020 was recorded in the Information and communication section

Chart 1. Employed persons in the national economy by PKD/NACE section in 2021 – final data

As at 31 December



^a Sorted by the number of employed persons.

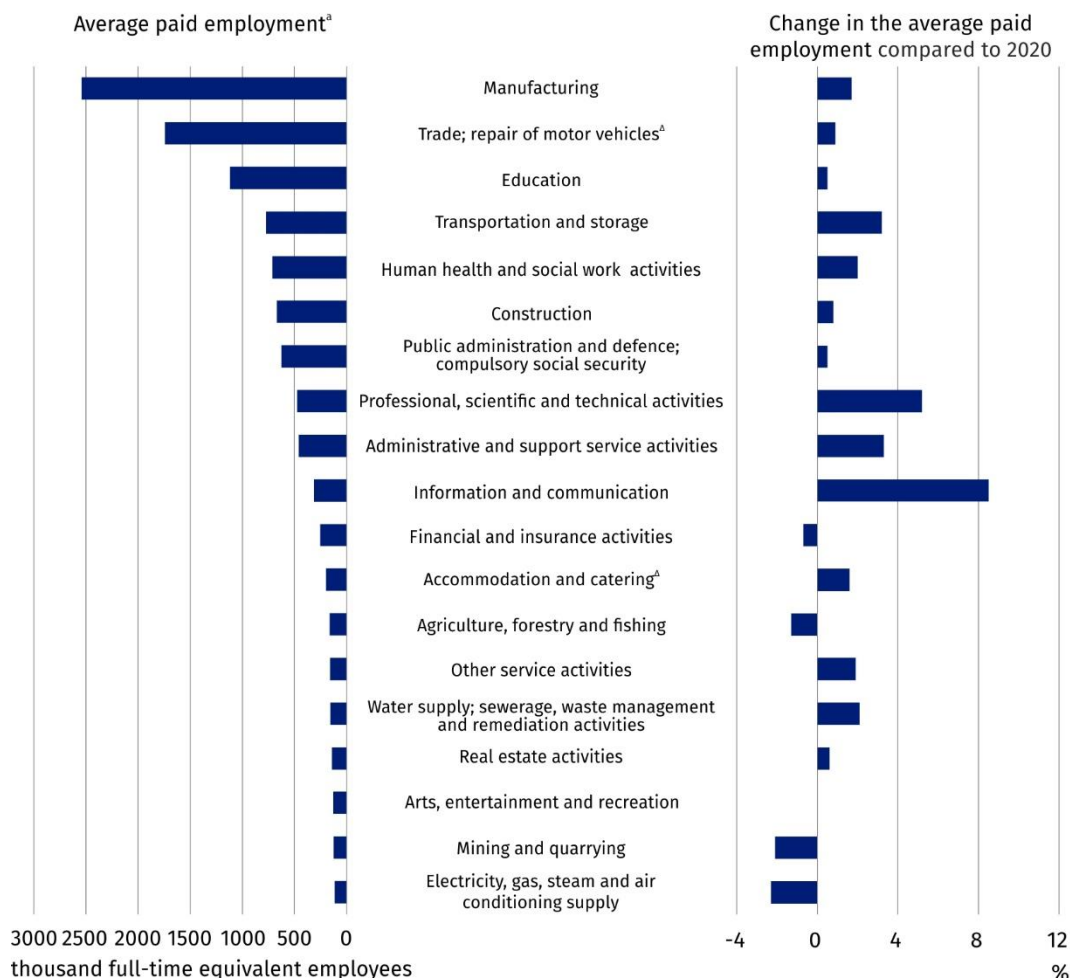
¹ The data presented in the publication on employed persons in the national economy include the number of employed persons on individual farms in agriculture taken from the Agricultural Census 2020.

Average paid employment in the national economy

In 2021, the average paid employment in the national economy² was 10.9 million full-time equivalent employees. It was 1.6% higher compared with the previous year. Compared with 2020, the average paid employment increased in most sections, with the highest increase occurring in the Information and communication section (8.5%) and Professional, scientific and technical activities section (5.2%). A decrease in the average paid employment was recorded in four sections, the largest being in the Electricity, gas, steam and air conditioning supply section (2.3%). In the Arts, entertainment and recreation section, the average paid employment remained at the same level as in the previous year.

Average paid employment includes full-time employees and part-time employees converted into full-time equivalent employees

Chart 2. Average paid employment in the national economy by PKD/NACE section in 2021 – final data



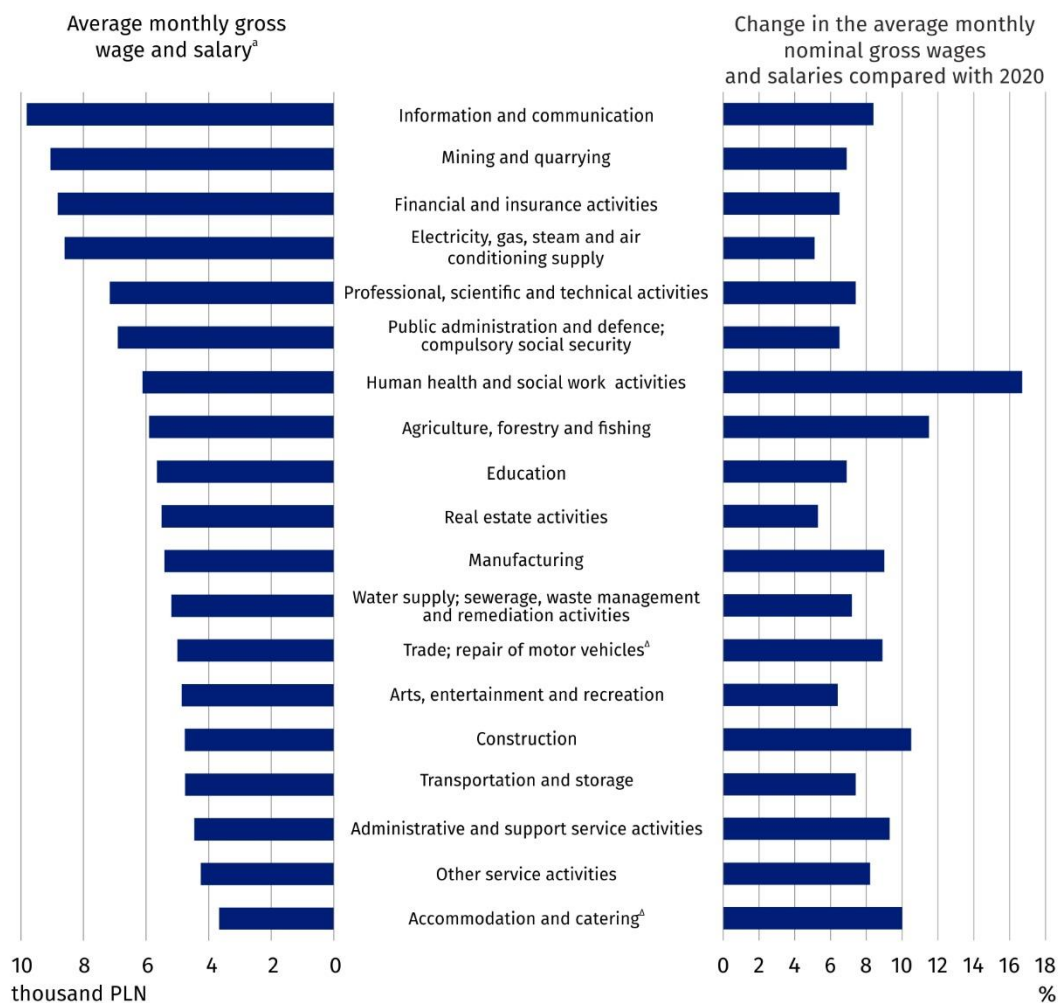
a Sorted by the number of full-time equivalent employees.

Average monthly gross wage and salary in the national economy

According to final data, the average monthly gross wage and salary in the national economy in Poland in 2021 was PLN 5 682.97. Compared with 2020, it increased nominally by 8.7%. The average monthly gross wage and salary remained differentiated by PKD/NACE section and ranged from PLN 3 657.74 in the Accommodation and catering^a section to PLN 9 811.16 in the Information and communication section. These values were 35.6% lower and 72.6% higher than the average monthly gross wage and salary in Poland, respectively.

² The data presented in the publication on the average paid employment in the national economy include the number of paid employees on individual farms in agriculture taken from the Agricultural Census 2020.

Chart 3. Average monthly gross wages and salaries in the national economy by PKD/NACE section in 2021 – final data



In 2021, the average monthly gross wage and salary in the national economy increased nominally by 8.7% compared with the previous year

^a Sorted by the amount of wage and salary.

In all PKD/NACE sections, increases in the average gross wage and salary compared with 2020 were recorded. The increases ranged from 5.1% in the Electricity, gas, steam and air conditioning supply section to 16.7% in the Human health and social work activities section.

Minimum gross wage and salary

In 2021, the minimum gross wage and salary increased by PLN 200 compared with 2020 and amounted to PLN 2 800.00. After the rise, it constituted 49.8% of the average monthly gross wage and salary without annual awards³ in 2021.

In December 2021, in national economy entities with 10 or more employed persons and in budgetary sphere units regardless of the number of employed persons, 461.5 thousand employees received wages and salaries equal to or lower than the minimum wage and salary. There were 4.5% fewer of them than a year ago.

(Δ) symbol – means that names from the classification in force were abbreviated; full names are available on the Eurostat website at: <https://ec.europa.eu/eurostat/data/classifications>

In the case of quoting Statistics Poland data, please provide information: 'Source of data: Statistics Poland', and in the case of publishing calculations made on data published by Statistics Poland, please provide information: 'Own elaboration based on Statistics Poland data.'

³ Without profit for distribution or balance surpluses in cooperatives and annual extra wages and salaries for employees of budgetary sphere units.

Prepared by:
Statistical Office in Bydgoszcz
Director Wiesława Gierańczyk, Ph.D.
Phone: (+48 22) 366 93 90

Issued by:
**The Spokesperson for the President
of Statistics Poland**
Karolina Banaszek
Phone: (+48) 695 255 011

Press Office

Phone: (+48 22) 608 38 04,
e-mail: obslugaprasowa@stat.gov.pl

-  stat.gov.pl/en/
-  [@GUS_STAT](https://twitter.com/GUS_STAT)
-  [@GlownyUrzadStatystyczny](https://www.facebook.com/GlownyUrzadStatystyczny)
-  [gus_stat](https://www.instagram.com/gus_stat)
-  [glownyurządstatystycznygus](https://www.youtube.com/glownyurządstatystycznygus)
-  [glownyurządstatystyczny](https://www.linkedin.com/company/glownyurządstatystyczny)

Related information

[Employment in the national economy in 2020](#)

[Yearbook of Labour Statistics 2021](#)

[Other publications related to the labour market](#)

Data available in databases

[Local Data Bank -> Labour market](#)

[Strateg -> Statistics by theme -> Labour market](#)

[Knowledge Databases -> Labour market](#)

Terms used in official statistics

[Average paid employment](#)

[Employment in national economy](#)

[Average monthly gross wages and salaries](#)