

Retail sales index – June 2023

21.07.2023

↓ 4.7%

A decrease compared with the corresponding month of the previous year

In June 2023 retail sales¹ at constant prices were by 4.7% lower than the year before (against an increase of 3.2% in June 2022). Compared with May 2023 an increase by 0.9% in retail sales was recorded. In the period of January-June² 2023 sales decreased y/y by 5.7% (in 2022 a growth of 9.1%).

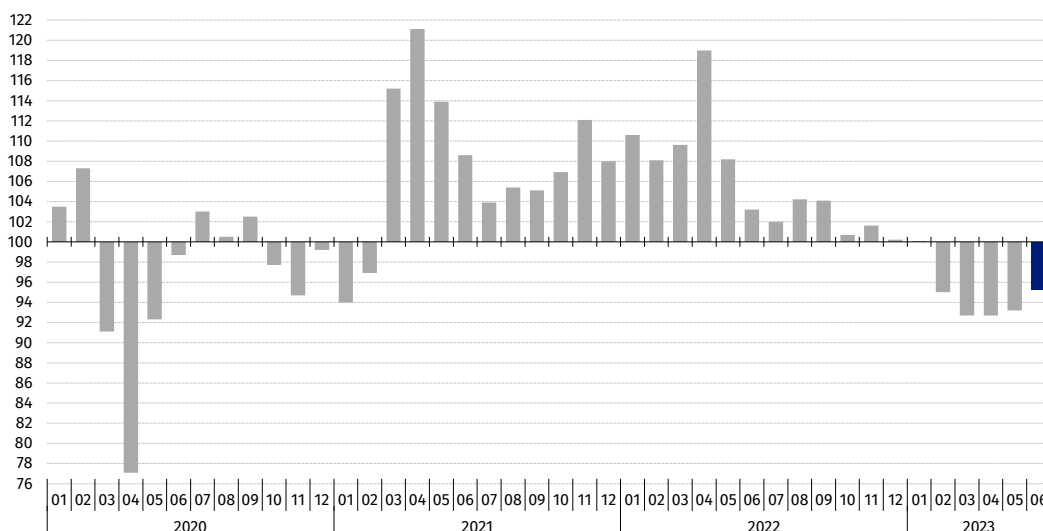
Retail sales of goods by type of enterprise activity

In June 2023, the largest decrease in retail sales (at constant prices) compared with the corresponding period of 2022 was maintained in units from the group “newspapers, books, other sale in specialized stores” (by 16.6% against a decrease of 2.3% the year before). A significantly drop in sales was also recorded in the groups: “furniture, radio, TV and household appliances” (by 14.4%), “others” (by 12.6%), “solid, liquid and gaseous fuels” (by 8.3%). Units trading in food, beverages and tobacco products noted a decline by 3.8%.

In June compared with May 2023, a decrease in retail sales value via Internet at current prices was recorded (by 8.9%). The share of sales via Internet in “total” sales decreased from 8.5% in May to 7.7% in June 2023. Among the presented groups with a significant share of sales via Internet a decrease in share was reported by enterprises classified in the groups: “textiles, clothing, footwear” (from 22.6% a month ago to 16.9%), “newspapers, books, other sale in specialized stores” (from 22.2% to 21.2% respectively) and “furniture, radio, TV and household appliances” (from 15.1% to 14.4%).

In June 2023, a decrease in retail sales (at constant prices) y/y was recorded in all presented groups, except for the group of “pharmaceuticals, cosmetics, orthopaedic equipment”, in which sales remained at the previous year’s level

Chart 1. Retail sales of goods (constant prices) – corresponding period of previous year=100



¹ Data concerns trade and non-trade enterprises employing more than 9 persons. Groups of enterprises were created on the basis of the Polish Classification of Activities (PKD 2007) and a given enterprise is included to a specific category by predominating kind of activity and according to its present organizational status in mentioned period. The recorded changes of rise or fall of the volume of retail sales in particular groups of enterprises activity may result from a change in the predominating kind of activity and organisational changes (e.g. a merger of enterprises). This does not have impact on the dynamics of the total retail sales.

² Corrections made by reporting entities were included in cumulative data.

Table 1. Index numbers of retail sales (constant prices)

Specification	06 2023		01-06 2023
	05 2023=100	06 2022=100	01-06 2022=100
TOTAL	100.9	95.3	94.3
of which:			
Motor vehicles, motorcycles, parts	102.9	98.1	100.1
Solid, liquid and gaseous fuels	99.6	91.7	85.0
Food, beverages and tobacco products	102.1	96.2	95.3
Other retail sale in non-specialized stores	.	.	.
Pharmaceuticals, cosmetics, orthopaedic equipment	101.6	100.0	99.3
Textiles, clothing, footwear	105.5	98.1	99.5
Furniture, radio, TV and household appliances	96.8	85.6	87.0
Newspapers, books, other sale in specialized stores	96.2	83.4	85.0
Others	100.0	87.4	85.0

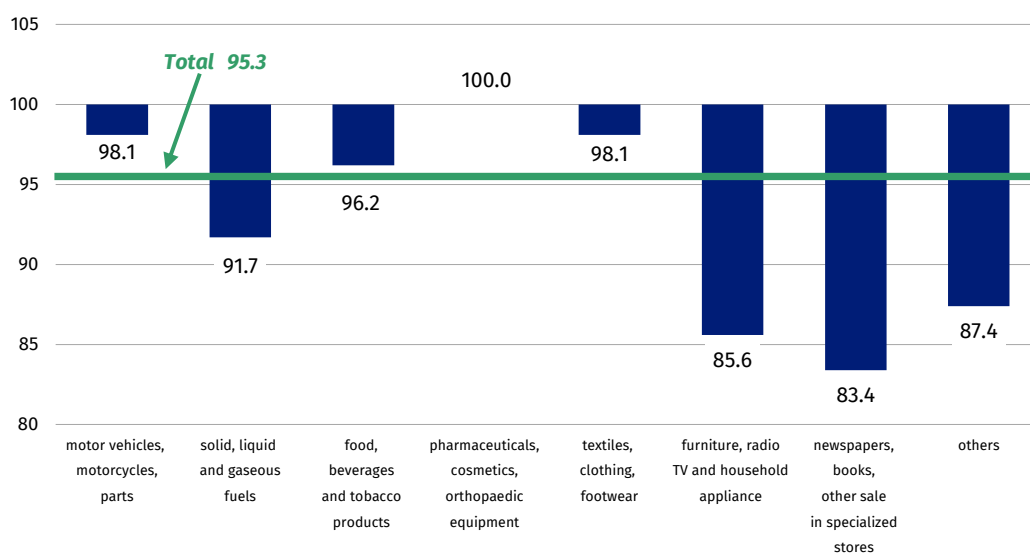
(.) Data not available, classified data (statistical confidentiality) or providing data impossible or purposeless

Table 2. Index numbers and structure of retail sales (current prices)

Specification	06 2023		01-06 2023	
	05 2023=100	06 2022=100	01-06 2022=100	Structure in %
TOTAL	100.6	102.1	105.7	100.0
of which:				
Motor vehicles, motorcycles, parts	102.6	102.5	106.9	7.2
Solid, liquid and gaseous fuels	98.6	78.1	90.5	13.9
Food, beverages and tobacco products	101.9	112.4	113.5	26.3
Other retail sale in non-specialized stores
Pharmaceuticals, cosmetics, orthopaedic equipment	102.1	112.2	110.7	7.1
Textiles, clothing, footwear	104.6	106.1	107.2	6.9
Furniture, radio, TV and household appliances	96.5	94.6	98.0	7.9
Newspapers, books, other sale in specialized stores	96.8	90.9	93.7	4.0
Others	99.9	98.1	96.3	8.5

(.) Data not available, classified data (statistical confidentiality) or providing data impossible or purposeless

Chart 2. Retail sales of goods in June 2023 by type of enterprise activity (constant prices) – corresponding period of previous year=100

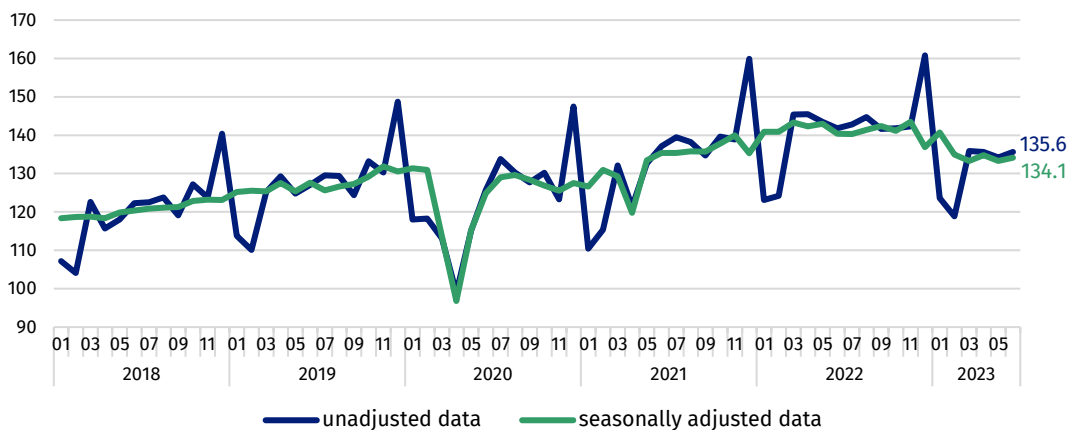


Retail sales seasonally adjusted

After eliminating the seasonal factors, retail sales at constant prices in June 2023 were by 0.6% higher compared with May 2023.

In June 2023, there was an increase of 0.6% in retail sales seasonally adjusted in comparison with May 2023

Chart 3. Retail sales – seasonally adjusted and unadjusted data (constant prices) – monthly average 2015=100



In the publication "Statistical Bulletin" in tab. 1 simultaneously with the data on retail sales, the indices of the deflated turnover in retail trade are also presented, which are provided in accordance with the requirements for the needs of European statistics. The deflated turnover in retail trade covers the complete population of entities classified according to NACE in division 47 - "Retail trade, except of motor vehicles and motorcycles".

In case of quoting Statistics Poland data, please provide information: "Source of data: Statistics Poland", and in case of publishing calculations made on data published by Statistics Poland, please include the following disclaimer: "Own study based on figures from Statistics Poland."

Prepared by:
Trade and Services Department
Director Ewa Adach-Stankiewicz
Phone: (+48 22) 608 31 24

Issued by:
**The Spokesperson for the President
of Statistics Poland**
Karolina Banaszek
Phone: (+48) 695 255 011

Press Office

Phone: (+48 22) 608 38 04

e-mail: obslugaprasowa@stat.gov.pl

-  www.stat.gov.pl/en/
-  [@StatPoland](https://twitter.com/StatPoland)
-  [@GlownyUrzadStatystyczny](https://www.facebook.com/GlownyUrzadStatystyczny)
-  [gus_stat](https://www.instagram.com/gus_stat)
-  [glownyurządstatystycznygus](https://www.youtube.com/glownyurządstatystycznygus)
-  [glownyurządstatystyczny](https://www.linkedin.com/company/glownyurządstatystyczny)

Related information

[Internal market in 2021](#)

Data available in databases

[Knowledge Databases – Trade and Services](#)

[Macroeconomic Data Bank](#)

[Local Data Bank](#)

Terms used in official statistics

[Retail sales of goods](#)