

# Retail sales index – February 2023

**21.03.2023**

**5.0%**

A decrease compared with the corresponding month of the previous year

**In February 2023 retail sales<sup>1</sup> at constant prices were by 5.0% lower than the year before (against an increase of 8.1% in February 2022).**

**Compared with January 2023 a decline by 3.6% in retail sales was recorded.**

**In the period of January-February<sup>2</sup> 2023 sales decreased y/y by 1.9% (in 2021 a growth of 9.0%).**

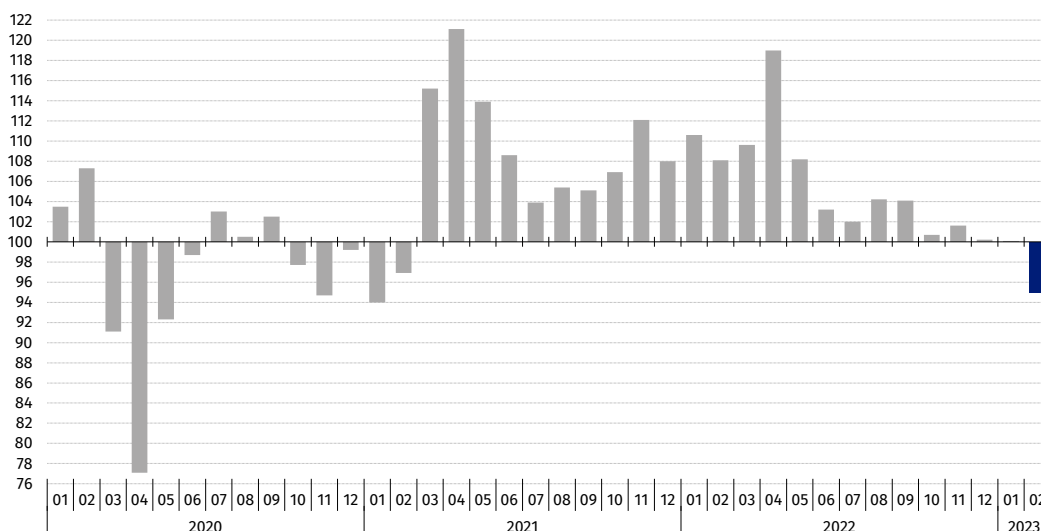
## Retail sales of goods by type of enterprise activity

In February 2023, the largest decrease in retail sales (at constant prices) compared with the corresponding period of 2022, among the groups presented, was recorded by units trading in solid, liquid and gaseous fuels (by 26.2% against an increase of 22.1% the year before). Sales also declined in the groups: “others” (by 12.3%), “furniture, radio, TV and household appliances” (by 10.3%), “newspapers, books, other sale in specialized stores” (by 8.9%), “food, beverages and tobacco products” (by 4.6%). An increase in sales was reported by entities classified in the groups: “textiles, clothing, footwear” (by 9.9%), “motor vehicles, motorcycles, parts” (by 7.5%) and “pharmaceuticals, cosmetics, orthopaedic equipment” (by 2.7%).

In February 2023 compared with January 2023, a growth in retail sales value via Internet at current prices was recorded (by 1.7%). The share of sales via Internet in “total” sales increased from 8.3% in January to 8.7% in February 2023. Among the presented groups with a significant share of sales via Internet an increase in share was reported by enterprises classified in the groups: “newspapers, books, other sale in specialized stores” (from 22.9% a month ago to 26.3%) and “textiles, clothing, footwear” (from 21.5% to 22.1% respectively). On the other hand, a drop in the share was recorded by entities from the group “furniture, radio, TV and household appliances” (from 18.7% to 17.9%).

In February 2023 a decrease in retail sales (at constant prices) y/y was recorded in most groups

**Chart 1. Retail sales of goods (constant prices) – corresponding period of previous year=100**



<sup>1</sup> Data concerns trade and non-trade enterprises employing more than 9 persons. Groups of enterprises were created on the basis of the Polish Classification of Activities (PKD 2007) and a given enterprise is included to a specific category by predominating kind of activity and according to its present organizational status in mentioned period. The recorded changes of rise or fall of the volume of retail sales in particular groups of enterprises activity may result from a change in the predominating kind of activity and organisational changes (e.g. a merger of enterprises). This does not have impact on the dynamics of the total retail sales.

<sup>2</sup> Corrections made by reporting entities were included in cumulative data.

**Table 1. Index numbers of retail sales (constant prices)**

Specification	02 2023		01-02 2023
	01 2023=100	02 2022=100	01-02 2022=100
<b>TOTAL</b>	<b>96.4</b>	<b>95.0</b>	<b>98.1</b>
of which:			
Motor vehicles, motorcycles, parts	108.0	107.5	108.5
Solid, liquid and gaseous fuels	99.6	73.8	82.9
Food, beverages and tobacco products	96.1	95.4	96.0
Other retail sale in non-specialized stores	.	.	.
Pharmaceuticals, cosmetics, orthopaedic equipment	98.2	102.7	103.5
Textiles, clothing, footwear	85.1	109.9	114.4
Furniture, radio, TV and household appliances	87.8	89.7	92.5
Newspapers, books, other sale in specialized stores	93.4	91.1	91.7
Others	96.2	87.7	92.7

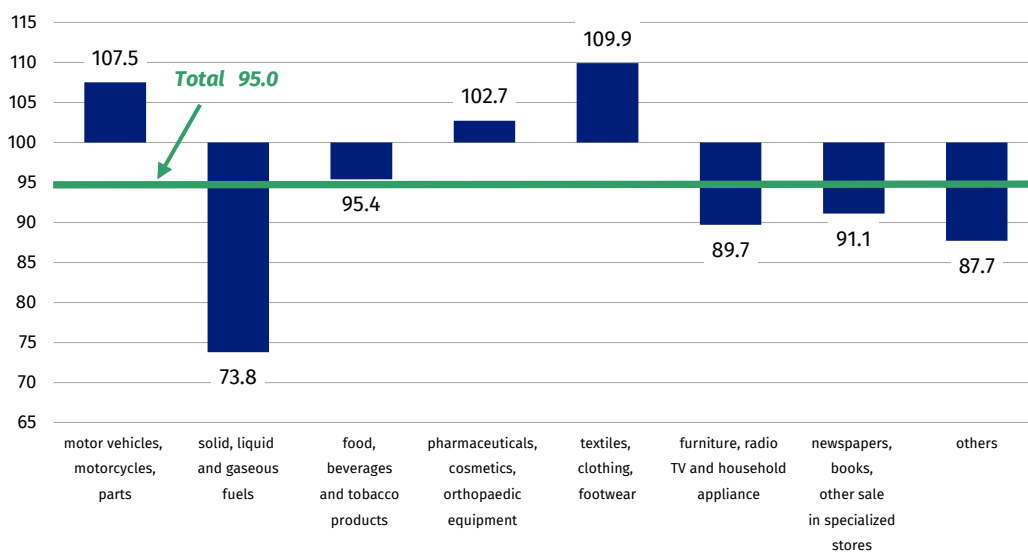
(.) Data not available, classified data (statistical confidentiality) or providing data impossible or purposeless

**Table 2. Index numbers of retail sales (current prices)**

Specification	02 2023		01-02 2023
	01 2023=100	02 2022=100	01-02 2022=100
<b>TOTAL</b>	<b>97.2</b>	<b>110.8</b>	<b>113.5</b>
of which:			
Motor vehicles, motorcycles, parts	108.6	116.6	117.8
Solid, liquid and gaseous fuels	99.3	100.1	109.2
Food, beverages and tobacco products	97.9	116.1	115.3
Other retail sale in non-specialized stores	.	.	.
Pharmaceuticals, cosmetics, orthopaedic equipment	99.1	114.0	114.6
Textiles, clothing, footwear	84.4	117.7	122.4
Furniture, radio, TV and household appliances	88.2	101.2	104.5
Newspapers, books, other sale in specialized stores	94.6	101.4	102.4
Others	97.2	100.1	105.3

(.) Data not available, classified data (statistical confidentiality) or providing data impossible or purposeless

**Chart 2. Retail sales of goods in February 2023 by type of enterprise activity (constant prices) – corresponding period of previous year=100**

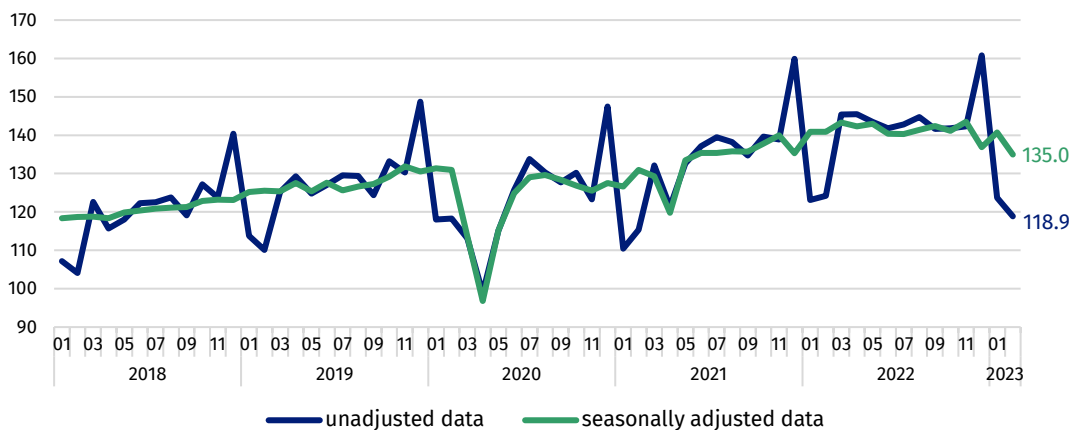


### Retail sales seasonally adjusted

After eliminating the seasonal factors, retail sales at constant prices in February 2023 were by 4.1% lower compared with January 2023.

In February 2023, there was a decrease of 4.1% in retail sales seasonally adjusted in comparison with January 2023

**Chart 3. Retail sales – seasonally adjusted<sup>3</sup> and unadjusted data (constant prices) – monthly average 2015=100**



In the publication "Statistical Bulletin" in tab. 1 simultaneously with the data on retail sales, the indices of the deflated turnover in retail trade are also presented, which are provided in accordance with the requirements for the needs of European statistics. The deflated turnover in retail trade covers the complete population of entities classified according to NACE in division 47 - "Retail trade, except of motor vehicles and motorcycles".

In case of quoting Statistics Poland data, please provide information: "Source of data: Statistics Poland", and in case of publishing calculations made on data published by Statistics Poland, please include the following disclaimer: "Own study based on figures from Statistics Poland."

<sup>3</sup> Data revision from January 2020 to January 2023

Prepared by:  
**Trade and Services Department**  
**Director Ewa Adach-Stankiewicz**  
Phone: (+48 22) 608 31 24

Issued by:  
**The Spokesperson for the President  
of Statistics Poland**  
**Karolina Banaszek**  
Phone: (+48) 695 255 011

**Press Office**

Phone: (+48 22) 608 38 04

**e-mail: [obslugaprasowa@stat.gov.pl](mailto:obslugaprasowa@stat.gov.pl)**

-  [www.stat.gov.pl/en/](http://www.stat.gov.pl/en/)
-  [@StatPoland](https://twitter.com/StatPoland)
-  [@GlownyUrzadStatystyczny](https://www.facebook.com/GlownyUrzadStatystyczny)
-  [gus\\_stat](https://www.instagram.com/gus_stat)
-  [glownyurządstatystycznygus](https://www.youtube.com/glownyurządstatystycznygus)
-  [glownyurządstatystyczny](https://www.linkedin.com/company/glownyurządstatystyczny)

**Related information**

[Internal market in 2021](#)

**Data available in databases**

[Knowledge Databases – Trade and Services](#)

[Macroeconomic Data Bank](#)

[Local Data Bank](#)

**Terms used in official statistics**

[Retail sales of goods](#)