

Prices of agricultural products in May 2020

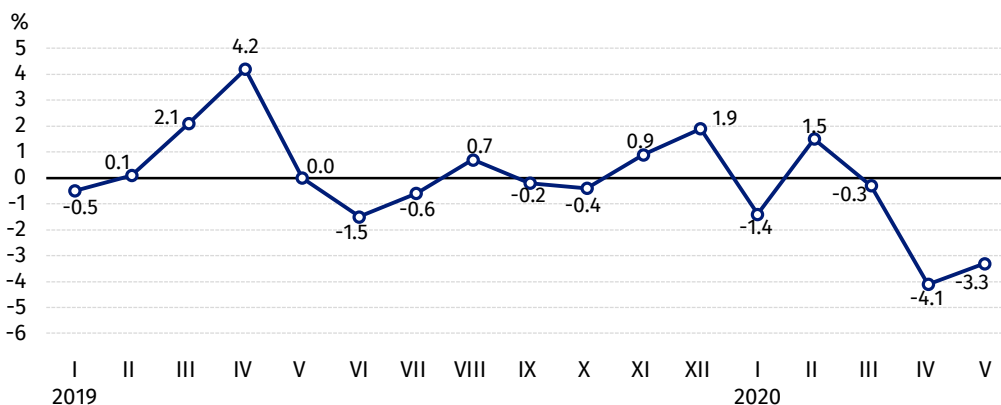
22.06.2020

↓ 7.0%

a decrease in procurement prices of basic agricultural products in comparison with May 2019

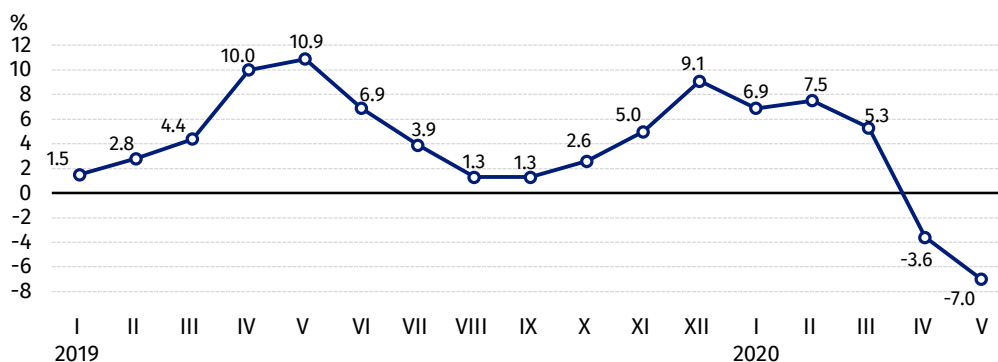
Procurement prices of basic agricultural products¹ decreased in May 2020 in comparison with the previous month (by 3.3%) as well as while compared to May 2019 (by 7.0%).

Chart 1. Changes in procurement prices of basic agricultural products in relation to previous month



The fall in procurement prices of basic agricultural products in May 2020 in relation to April 2020 was the result of prices drop of pigs for slaughter, poultry and cows' milk

Chart 2. Changes in procurement prices of basic agricultural products in relation to previous year



Procurement prices of all basic agricultural products, excluding wheat, in May this year were lower than those recorded in May 2019

Procurement prices

In May 2020 compared to the April this year, procurement prices of cereal grain and cattle for slaughter increased. The prices of potatoes, pigs for slaughter, poultry and cows' milk were lower.

In comparison with the corresponding month of the previous year, in May this year the drop in prices of most agricultural products was recorded, however, the prices of wheat and maize increased.

¹ Wheat, rye, cattle for slaughter, pigs for slaughter, poultry, cows' milk

Table 1. Prices of agricultural products (excluding VAT) in May 2020

SPECIFICATION	Procurement prices			Marketplaces prices ^a		
	V 2020			V 2020		
	in zloty	IV 2020=100	V 2019=100	in zloty	IV 2020=100	V 2019=100
Cereals grain² – per 1 dt						
Wheat	81.56	101.8	103.2	.	.	.
Rye	60.66	102.4	80.5	.	.	.
Barley	69.25	102.1	87.8	.	.	.
Triticale	67.20	102.1	88.6	.	.	.
Oat	64.37	100.6	89.9	.	.	.
Maize	71.92	100.8	103.2	.	.	.
Potatoes – per 1 dt	83.33	97.5	93.6	.	.	.
Animals for slaughter – per kg				.	.	.
Cattle (excluding calves)	6.22	101.7	95.5	.	.	.
of which young cattle	6.32	101.6	95.8	.	.	.
Pigs	5.31	87.4	91.1	.	.	.
Poultry	3.31	99.2	85.7	.	.	.
Cows' milk – per 1 hl	130.88	98.5	97.2	.	.	.

a – No data due to the current decision to close the marketplaces because of the state of danger of COVID-19 disease, it was not possible to obtain data on prices of agricultural products on marketplaces.

Data on procurement prices were calculated on the basis of information on value and quantity of procurement by legal persons and independent organizational entities without legal personality (without natural persons). Indices of procurement prices were calculated on the basis of absolute data expressed with more precision than in the tables.

Procurement prices of major agricultural products

In May 2020 81.56 PLN/dt were paid for **wheat** i.e. more compared to the previous month as well as with the same period last year: respectively by 1.8% and by 3.2%.

Rye prices amounted to 60.66 PLN/dt and were higher by 2.4% than in April this year while as related to May 2019 were lower by 19.5%.

For **potatoes** was paid on average 83.33 PLN/dt i.e less compared to the previous month and the same month last year respectively: by 2.5% and by 6.4%

In May 2020 prices of **cattle for slaughter** (6.22 PLN/kg) increased on a monthly basis by 1.7% while on an annual basis fell by 4.5%.

The prices of **pigs for slaughter** were at the level of 5.31 PLN/kg and decreased on a monthly basis (by 12.6%) and on an annual basis (by 8.9%).

Prices of **poultry for slaughter** (3.31 PLN/kg) on a monthly basis decreased by 0.8% and on an annual basis – by 14.3%.

In May this year 130.88 PLN was paid for 1 hl of **milk** i.e less to the previous month and as well as compared to May 2019 respectively by 1.5% and 2.8%.

Both on a monthly and on an annual basis the drop was noted in prices of potatoes, pigs for slaughter, poultry and cows' milk

² Procurement prices – excluding sowing seed.

Chart 3. Procurement and marketplaces prices of wheat and rye

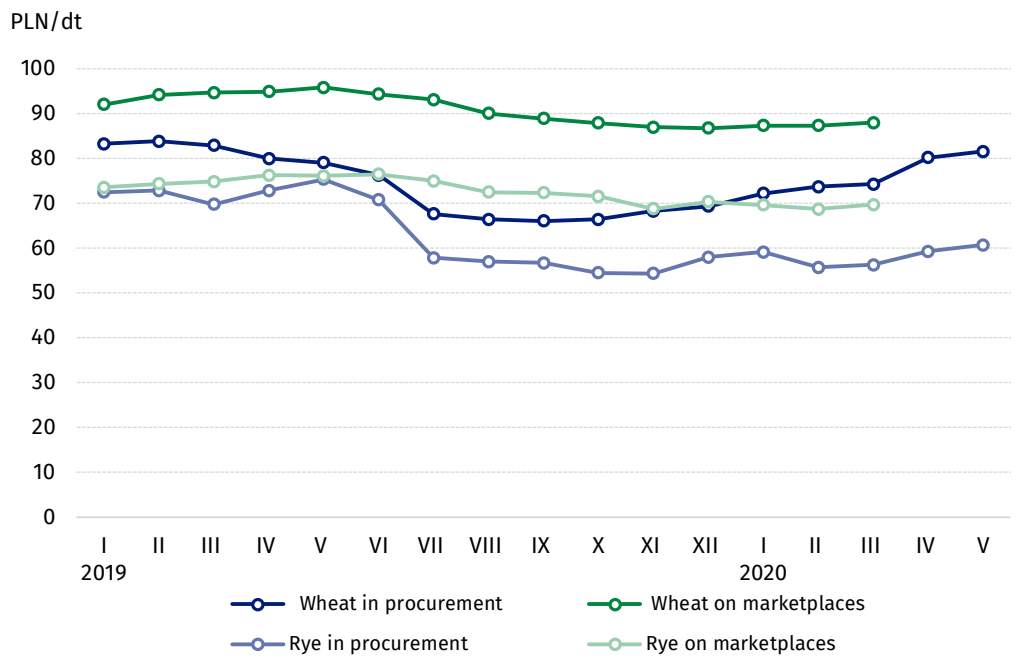


Chart 4. Procurement and marketplaces prices of potatoes

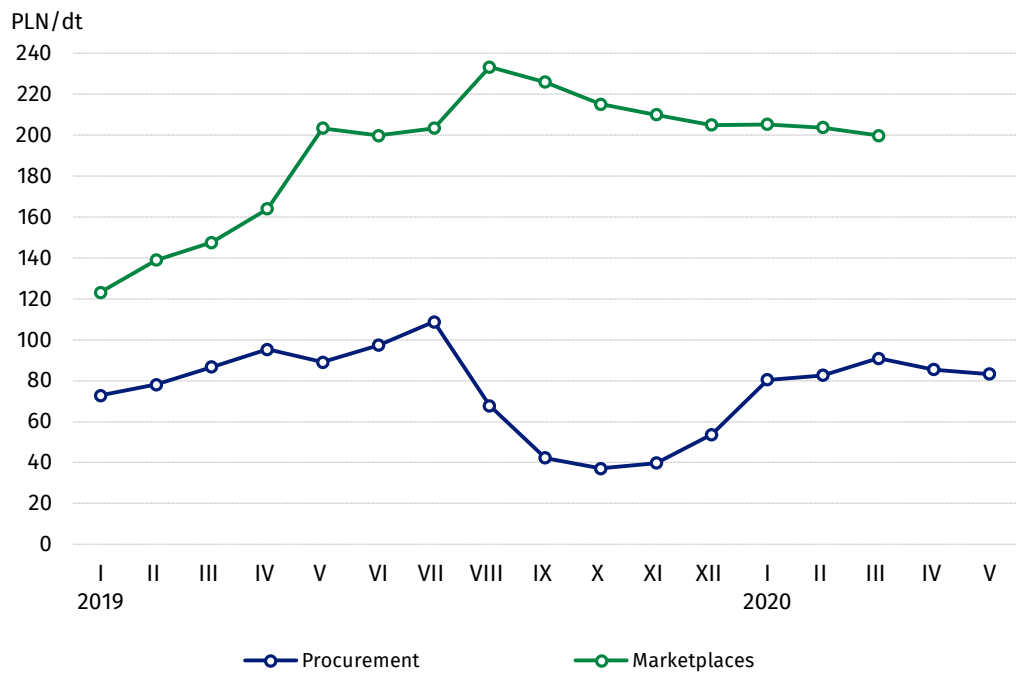


Chart 5. Procurement and marketplaces prices of cattle for slaughter and pigs for slaughter

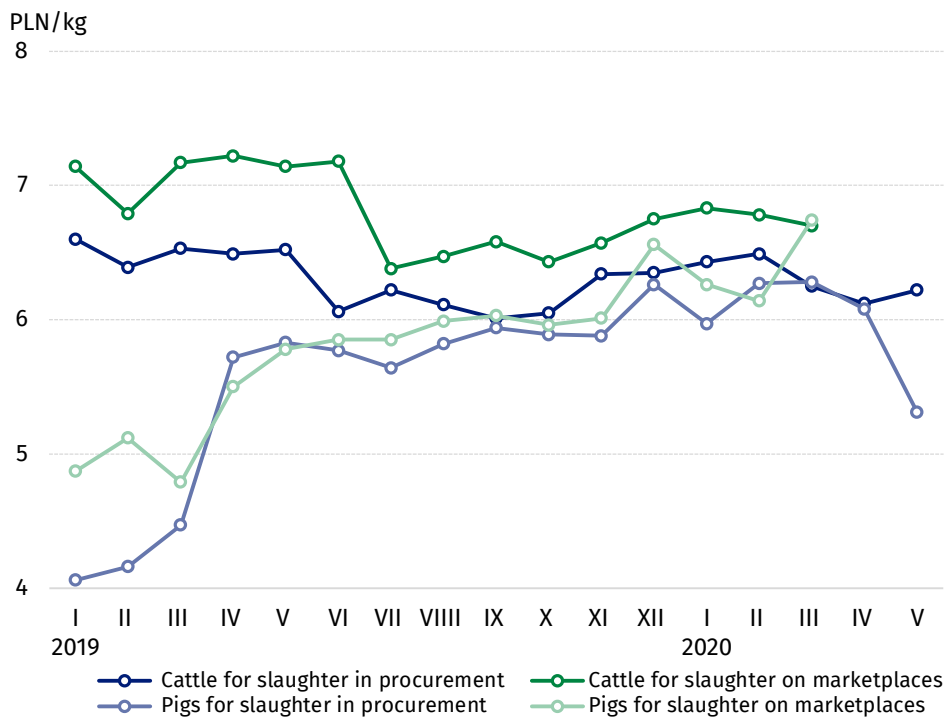
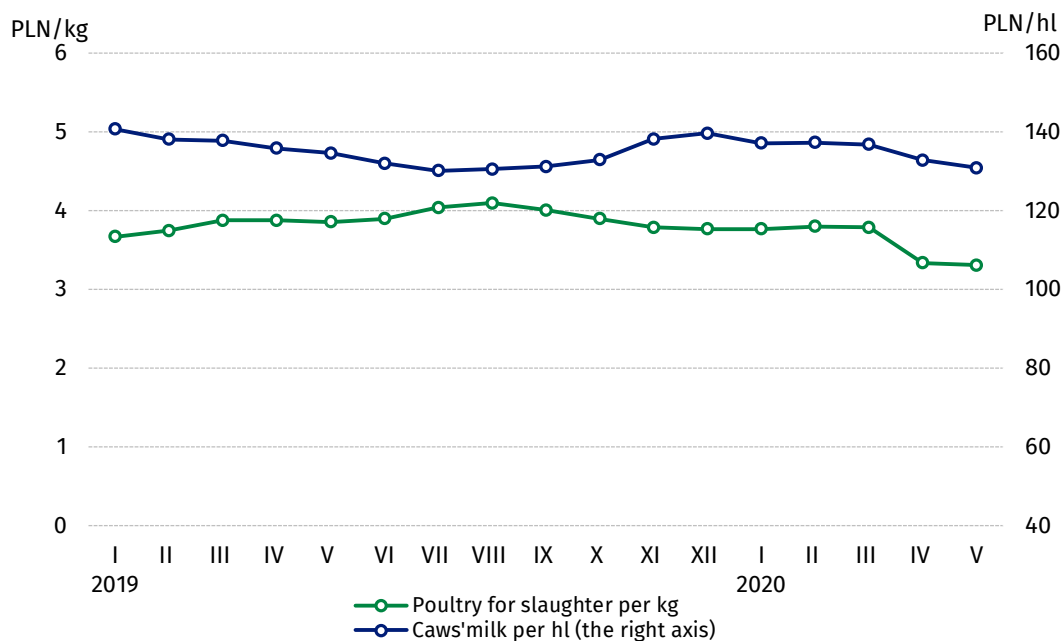


Chart 6. Procurement prices of poultry for slaughter and cows' milk



The differentiation of the level of procurement prices of basic agricultural products in particular voivodships is presented in Table 2. (Excel sheet).

In case of quoting Statistics Poland data, please provide information: "Source of data: Statistics Poland", and in case of publishing calculations made on data published by Statistics Poland, please include the following disclaimer: "Own study based on figures from Statistics Poland".

Prepared by:

Trade and Services Department

Director Ewa Adach-Stankiewicz

Office: tel. (+48 22) 608 30 67

Issued by:

The Spokesperson for the President

Of Statistics Poland

Karolina Banaszek

Mobile: (+48) 695 255 011

Press Office

Office: Tel.+48 22) 608 34 91. 22 608 38 04

e-mail: obslugaprasowa@stat.gov.pl



www.stat.gov.pl/en/



[@StatPoland](https://twitter.com/StatPoland)



[@GlownyUrzadStatystyczny](https://www.facebook.com/GlownyUrzadStatystyczny)

Related information

[Information on the socio-economic situation of the country in 2019](#)

[Procurement and prices of agricultural products in 2018](#)

[Prices in the national economy in 2014-2018](#)

Data available in databases

[BDL - Prices in agriculture \(monthly and annual data\)](#)

[DBW - Prices in agriculture \(monthly and annual data\)](#)

Terms used in official statistics

[Procurement of agricultural products](#)

[Procurement prices](#)

[Marketplace](#)

[Marketplace prices](#)