

Prices of agricultural products in August 2023

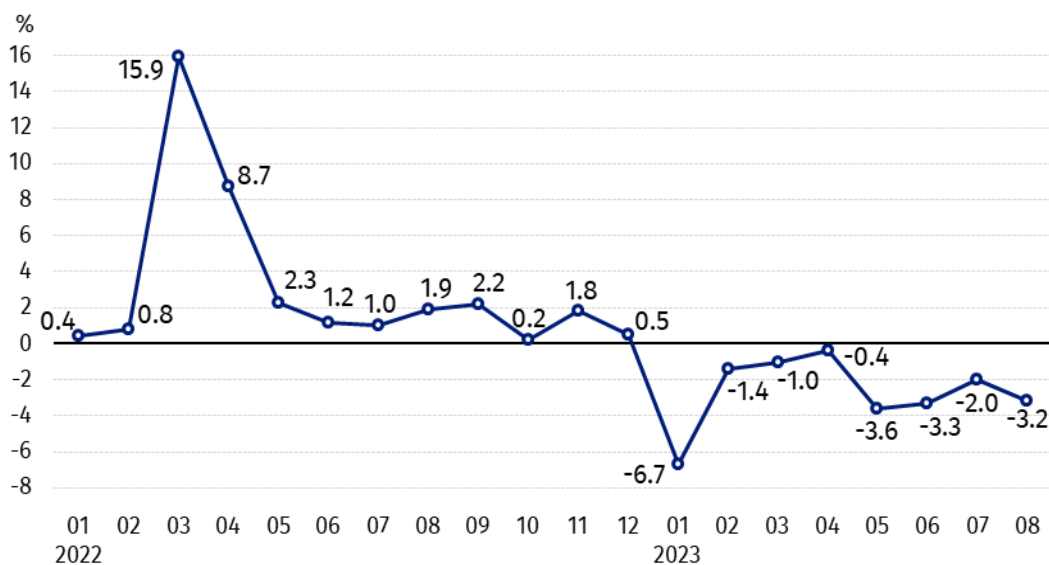
21.09.2023

↓ **18.7%**

a decrease in procurement prices of basic agricultural products in comparison with August 2022

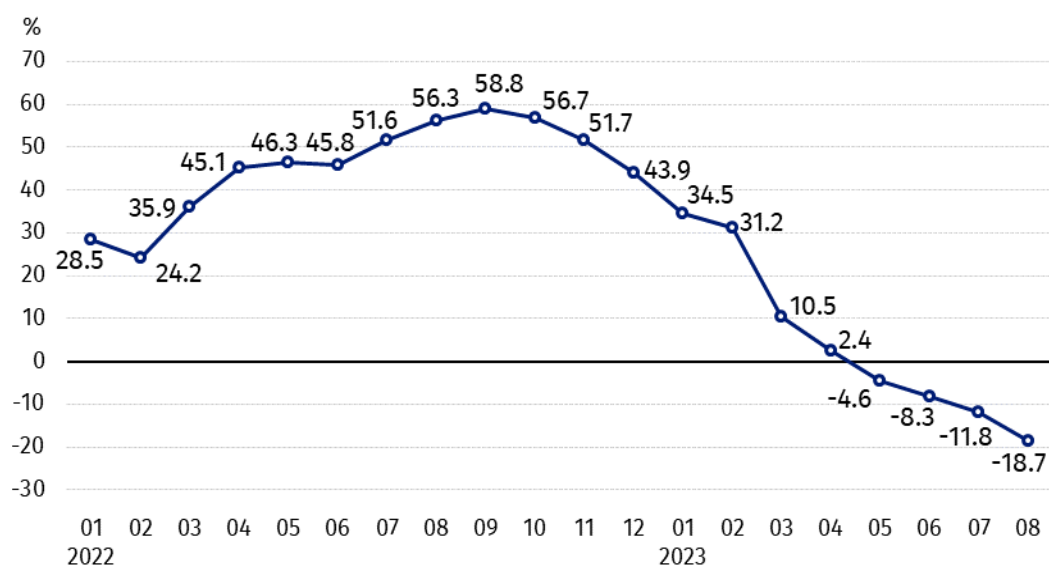
Procurement prices of basic agricultural products¹ decreased in August 2023 in comparison with the previous month (by 3.2%) as well as while compared to the corresponding period of the last year (by 18.7%).

Chart 1. Changes in procurement prices of basic agricultural products in relation to the previous month



In August 2023, compared to July 2023, the procurement prices of all basic agricultural products except cattle for slaughter decreased

Chart 2. Changes in procurement prices of basic agricultural products in relation to the corresponding month of the previous year



Procurement prices of basic agricultural products, except pigs for slaughter, in August 2023 were lower than those recorded in August 2022

¹ Wheat, rye, cattle for slaughter, pigs for slaughter, poultry, cows' milk

Procurement prices and marketplace prices received by farmers

In August 2023, in comparison with the previous month, as well as compared to the corresponding period of the last year, both in procurement and on marketplaces, prices of most agricultural products were lower. On a monthly basis the prices of barley and maize in procurement, potatoes on marketplaces and cattle for slaughter on both markets increased. On an annual basis more was paid for pigs for slaughter in procurement, cattle for slaughter on marketplaces, and also for potatoes in procurement and on marketplaces.

Table 1. Prices of agricultural products (excluding VAT) in August 2023

Specification	Procurement prices			Marketplaces prices		
	08 2023					
	in zloty	07 2023=100	08 2022=100	in zloty	07 2023=100	08 2022=100
Cereal grain² – per 1 dt						
Wheat	88.46	95.0	58.4	125.88	96.5	73.8
Rye	64.77	95.0	53.6	96.57	93.4	74.6
Barley	91.59	116.6	66.1	116.72	95.7	77.5
Triticale	79.46	99.3	59.9	108.42	96.1	73.9
Oat	76.40	94.6	68.6	108.96	94.7	84.6
Maize	91.17	104.7	64.9	141.47	98.9	82.6
Potatoes³– per 1 dt	113.79	86.0	129.8	259.47	139.8	145.5
Animals for slaughter – per kg						
Cattle (excl. calves) ⁴	10.34	106.1	90.9	10.97	114.0	109.0
of which young cattle	10.67	106.6	91.0	11.48	111.8	108.2
Pigs ³	8.36	89.6	109.8	.	.	.
Poultry	5.75	97.8	86.9	.	.	.
Cows' milk – per 1 hl	186.76	99.0	78.2	.	.	.

a – No data.

Data on procurement prices were calculated on the basis of information on value and quantity of procurement by legal persons and independent organizational entities without legal personality (without natural persons). Indices of procurement prices and prices received by farmers on marketplaces were calculated on the basis of absolute data expressed with more precision than in the tables.

² Procurement prices – excluding sowing seed.

³ Procurement prices – total (of which: edible early kinds, seed, edible late, industrial, of which starch). Marketplaces prices – edible excluding early kinds.

⁴ Marketplaces prices – average weighted price of cattle for slaughter calculated with the adoption of the structure of procurement quantity of young cattle and cows for slaughter.

Prices of major agricultural products in August 2023

In August 2023 procurement price of **wheat** (88.46 PLN per dt) decreased in comparison with the previous month (by 5.0%), as well as with corresponding period of the last year (by 41.6%). On marketplaces, wheat was sold for 125.88 PLN per dt, i.e. by 3.5% cheaper than in July this year and by 26.2% – than in August 2022.

The price of **rye** in procurement (64.77 PLN per dt) was decreased compared to both July this year (by 5.0%) and August last year (by 46.4%). The transaction price of rye on marketplace (96.57 PLN per dt) decreased by 6.6% on a monthly basis and by 25.4% on an annual basis.

In August 2023 113.79 PLN was paid per dt of **potatoes** in procurement, i.e. by 14.0% less than in the previous month, while by 29.8% more than in the corresponding period 2022. The price of potatoes on marketplaces (259.47 PLN per dt) increased as related to July this year (by 39.8%), as well as compared to August 2022 (by 45.5%).

The procurement price of **cattle for slaughter** (10.34 PLN per kg) was higher on a monthly basis (by 6.1%), but it was lower on an annual basis (by 9.1%). On marketplaces cattle for slaughter (10.97 PLN per kg) was sold by 14.0% more expensive than in July this year and by 9.0% – than in the corresponding period of the last year.

In August 2023 8.36 PLN was paid per kg of **pigs for slaughter** in procurement, i.e. by 10.4% less than a month ago, while by 9.8% more than a year ago.

The procurement price of **poultry for slaughter** (5.75 PLN per kg) decreased in comparison with July this year (by 2.2%), as well as compared to the same period of the last year (by 13.1%).

186.76 PLN was paid in procurement per hl of **cows' milk**, i.e. by 1.0% less than in the previous month and by 21.8% – than in August 2022.

Chart 3. Procurement and marketplaces prices of wheat and rye

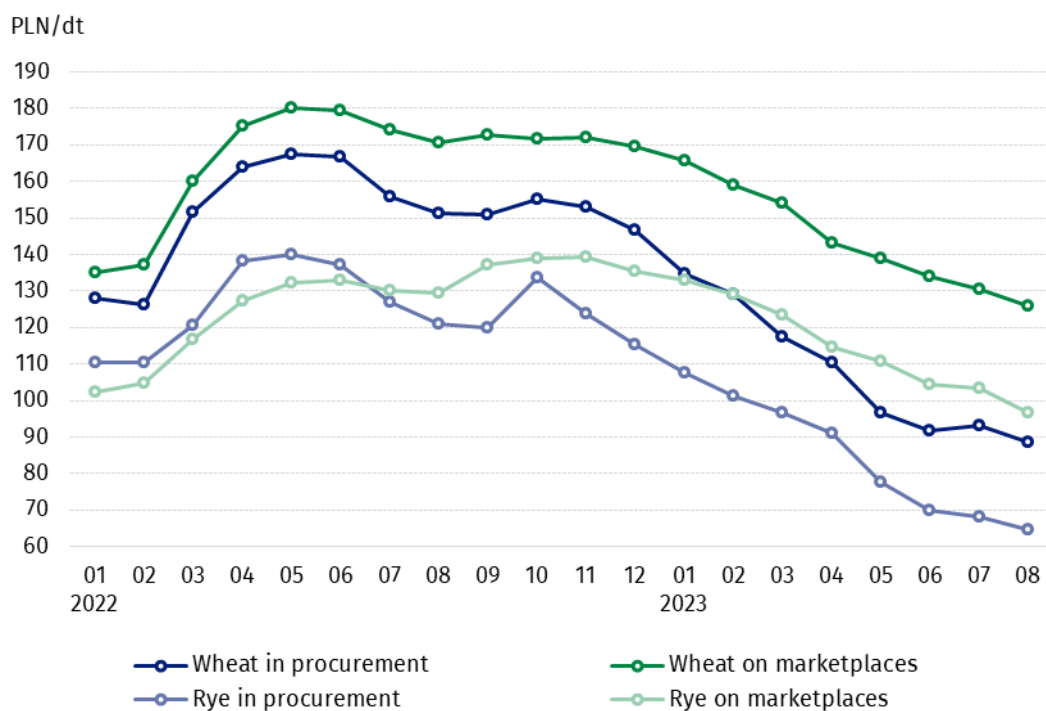


Chart 4. Procurement and marketplaces prices of potatoes

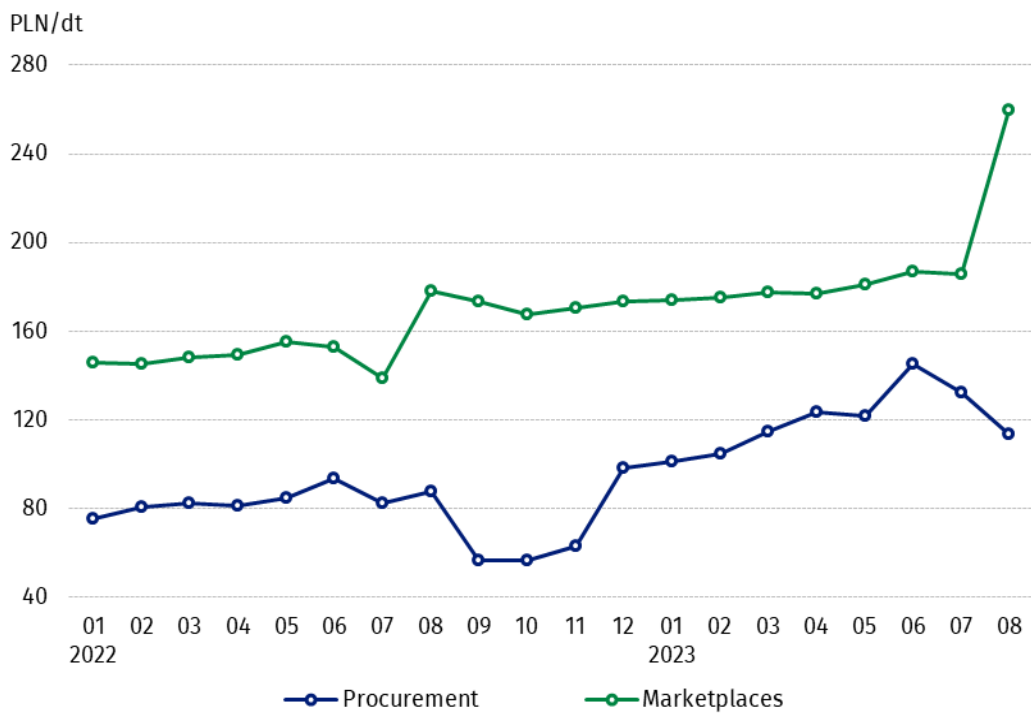


Chart 5. Procurement and marketplaces prices of cattle for slaughter and pigs for slaughter

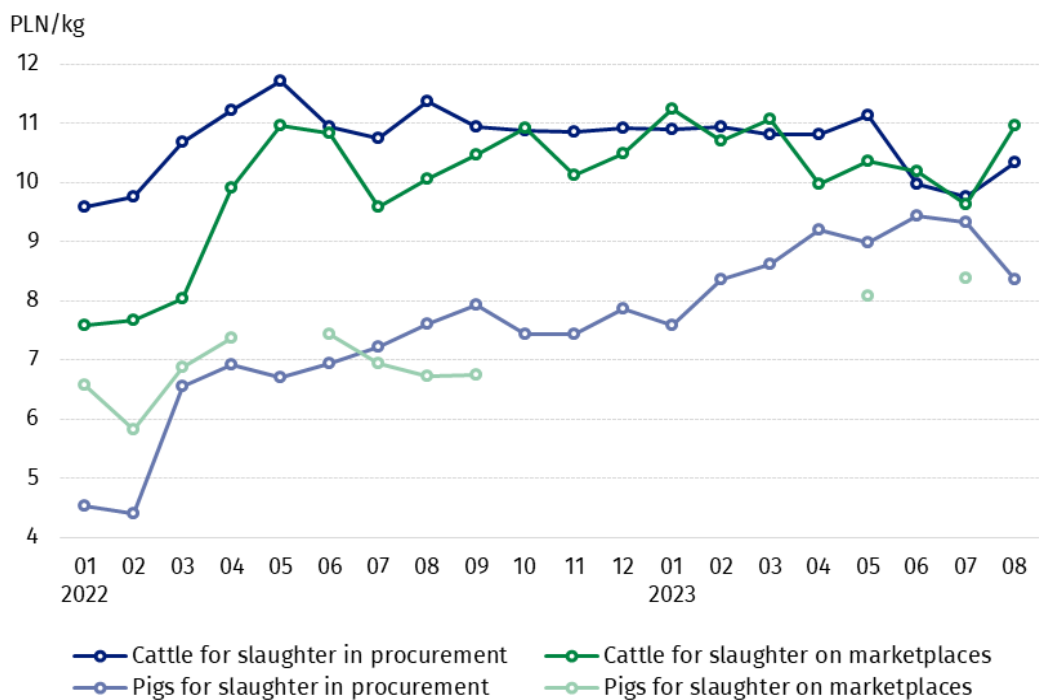
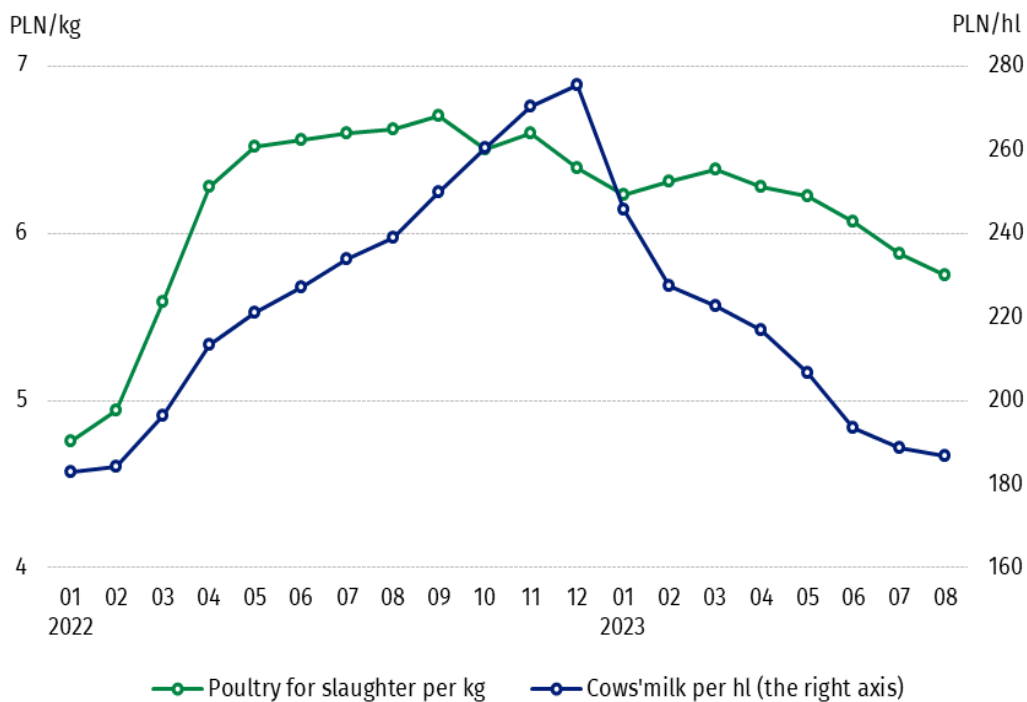


Chart 6. Procurement prices of poultry for slaughter and cows' milk



The differentiation of the level of prices of basic agricultural products in particular voivodships is presented in Table 2 for procurement prices and in Table 3 for prices obtained by farmers on marketplaces (Excel sheet).

In case of quoting Statistics Poland data, please provide information: “Source of data: Statistics Poland”, and in case of publishing calculations made on data published by Statistics Poland, please include the following disclaimer: “Own study based on figures from Statistics Poland”.

Prepared by:
Trade and Services Department

Director Ewa Adach-Stankiewicz
Phone: (+48 22) 608 31 24

Press Office

Phone: (+48 22) 608 38 04

e-mail: obslugaprasowa@stat.gov.pl

Issued by:
**The Spokesperson for the President
of Statistics Poland**

Karolina Banaszek
Phone: (+48) 695 255 011

-  www.stat.gov.pl/en/
-  [@StatPoland](https://twitter.com/StatPoland)
-  [@GlownyUrzadStatystyczny](https://www.facebook.com/GlownyUrzadStatystyczny)
-  [gus_stat](https://www.instagram.com/gus_stat)
-  [glownyurządstatystycznygus](https://www.youtube.com/glownyurządstatystycznygus)
-  [glownyurządstatystyczny](https://www.linkedin.com/company/glownyurządstatystyczny)

Related information

[Socio-economic situation of the country in 2023](#)

[Procurement and prices of agricultural products in 2022](#)

[Prices in the national economy in 2021](#)

Data available in databases

[BDL - Prices in agriculture \(monthly and annual data\)](#)

[DBW - Prices in agriculture \(monthly and annual data\)](#)

Terms used in official statistics

[Procurement of agricultural products](#)

[Procurement prices](#)

[Marketplace](#)

[Marketplace prices](#)