

Prices of agricultural products in June 2023

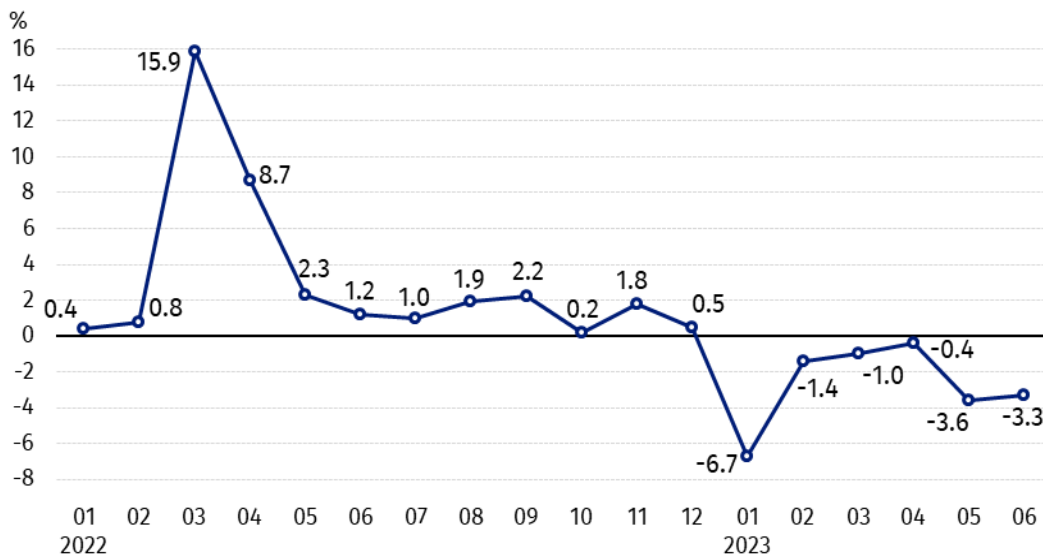
21.07.2023

↓ 8.3%

a decrease in procurement prices of basic agricultural products in comparison with June 2022

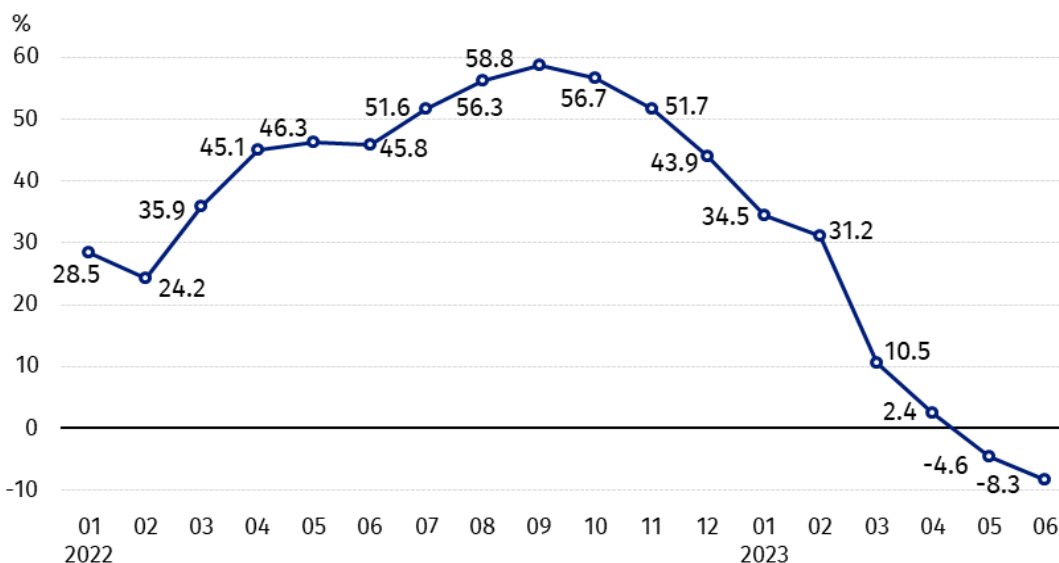
Procurement prices of basic agricultural products¹ decreased in June 2023 in comparison with the previous month (by 3.3%) as well as while compared to the corresponding period of the last year (by 8.3%).

Chart 1. Changes in procurement prices of basic agricultural products in relation to the previous month



In June 2023, compared to May 2023, the procurement prices of all basic agricultural products decreased, except pigs for slaughter

Chart 2. Changes in procurement prices of basic agricultural products in relation to the corresponding month of the previous year



Procurement prices of basic agricultural products, except pigs for slaughter, in June 2023 were lower than those recorded in June 2022

¹ Wheat, rye, cattle for slaughter, pigs for slaughter, poultry, cows' milk

Procurement prices and marketplace prices received by farmers

In June 2023, in comparison with the previous month, as well as compared to the corresponding period of the last year, both in procurement and on marketplaces, prices of agricultural products were lower. On a monthly basis as well as on an annual basis only an increase in prices of pigs for slaughter in procurement and potatoes on both markets was noted.

Table 1. Prices of agricultural products (excluding VAT) in June 2023

Specification	Procurement prices			Marketplaces prices		
	06 2023					
	in zloty	05 2023=100	06 2022=100	in zloty	05 2023=100	06 2022=100
Cereal grain² – per 1 dt						
Wheat	91.78	95.0	55.1	134.01	96.4	74.6
Rye	70.07	90.3	51.1	104.39	94.4	78.6
Barley	80.33	92.6	57.1	125.16	94.7	79.4
Triticale	83.32	94.5	55.2	116.29	94.0	76.8
Oat	79.48	90.0	68.3	115.51	94.2	88.1
Maize	85.62	90.5	62.2	146.90	97.3	85.0
Potatoes³– per 1 dt	145.03	119.1	154.5	186.65	103.0	121.9
Animals for slaughter – per kg						
Cattle (excl. calves) ⁴	9.97	89.5	91.2	10.19	98.4	94.1
of which young cattle	10.08	88.4	91.8	10.70	98.8	95.5
Pigs ^a	9.44	105.0	136.3	.	.	.
Poultry	6.07	97.5	92.6	.	.	.
Cows' milk – per 1 hl	193.58	93.7	85.2	.	.	.

a – No data.

Data on procurement prices were calculated on the basis of information on value and quantity of procurement by legal persons and independent organizational entities without legal personality (without natural persons). Indices of procurement prices and prices received by farmers on marketplaces were calculated on the basis of absolute data expressed with more precision than in the tables.

² Procurement prices – excluding sowing seed.

³ Procurement prices – total (of which: edible early kinds, seed, edible late, industrial, of which starch). Marketplaces prices – edible excluding early kinds.

⁴ Marketplaces prices – average weighted price of cattle for slaughter calculated with the adoption of the structure of procurement quantity of young cattle and cows for slaughter.

Prices of major agricultural products in June 2023

In June 2023 procurement price of **wheat** (91.78 PLN per dt) decreased in comparison with the previous month (by 5.0%), and also on an annual basis (by 44.9%). On marketplaces, wheat was sold for 134.01 PLN per dt, i.e. by 3.6% cheaper than in May this year and by 25.4% – than in June 2022.

The price of **rye** in procurement amounted to 70.07 PLN per dt and was lower compared to both May this year (by 9.7%) and June 2022 (by 48.9%). The transaction price of rye on marketplace (104.39 PLN per dt) decreased by 5.6% on a monthly basis and by 21.4% on an annual basis.

In June 2023 145.03 PLN was paid per dt of **potatoes** in procurement, i.e. by 19.1% more than in the previous month and by 54.5% more than in the corresponding period 2022. The price of potatoes on marketplaces (186.65 PLN per dt) increased as related to May this year (by 3.0%), as well as compared to June 2022 (by 21.9%).

The procurement price of **cattle for slaughter** (9.97 PLN per kg) decreased on a monthly basis (by 10.5%), and also on an annual basis (by 8.8%). On marketplaces cattle for slaughter (10.19 PLN per kg) was sold by 1.6% cheaper than in May this year and by 5.9% – than in the corresponding period of the last year.

In June 2023 9.44 PLN was paid per kg of **pigs for slaughter** in procurement, i.e. by 5.0% more than a month ago and by 36.3% – than a year ago.

The procurement price of **poultry for slaughter** (6.07 PLN per kg) decreased in comparison with May this year (by 2.5%), as well as compared to the same period 2022 (by 7.4%).

193.58 PLN was paid in procurement per hl of **cows' milk**, i.e. by 6.3% less than in the previous month and by 14.8% – than in June 2022.

Chart 3. Procurement and marketplaces prices of wheat and rye

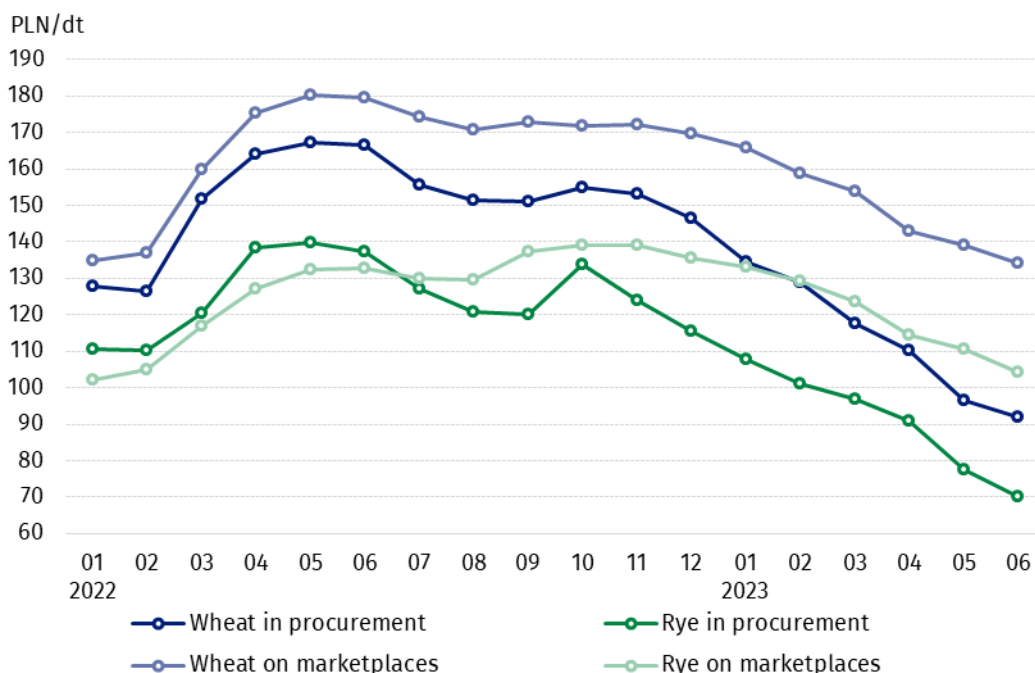


Chart 4. Procurement and marketplaces prices of potatoes

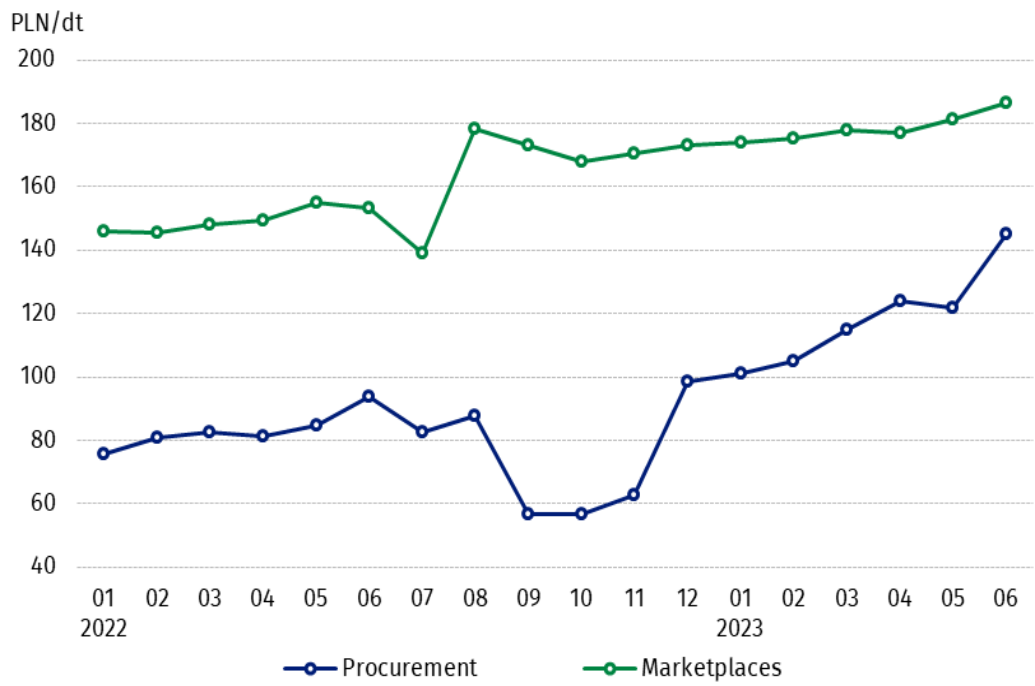


Chart 5. Procurement and marketplaces prices of cattle for slaughter and pigs for slaughter

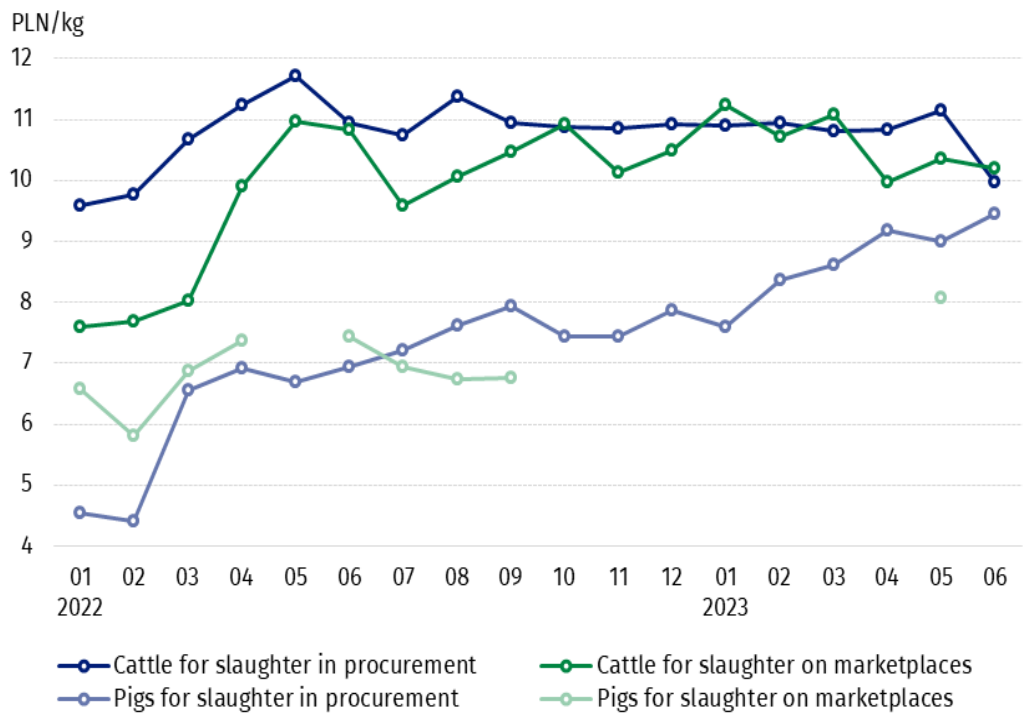
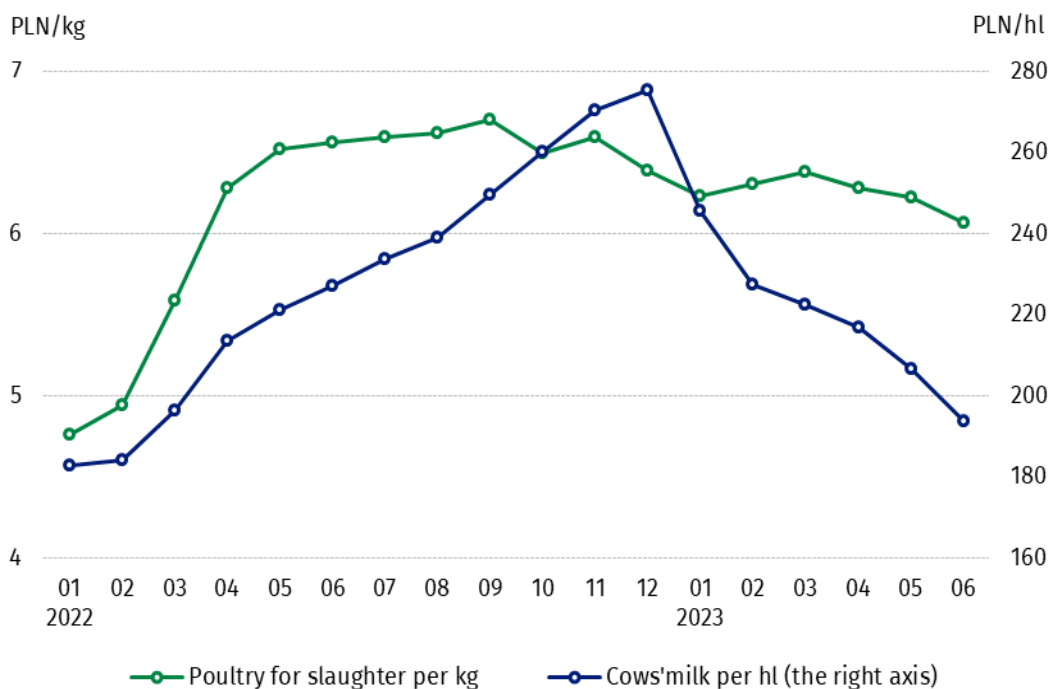


Chart 6. Procurement prices of poultry for slaughter and cows' milk



The differentiation of the level of prices of basic agricultural products in particular voivodships is presented in Table 2 for procurement prices and in Table 3 for prices obtained by farmers on marketplaces (Excel sheet).

In case of quoting Statistics Poland data, please provide information: "Source of data: Statistics Poland", and in case of publishing calculations made on data published by Statistics Poland, please include the following disclaimer: "Own study based on figures from Statistics Poland".

Prepared by:
Trade and Services Department

Director Ewa Adach-Stankiewicz
Phone: (+48 22) 608 31 24


Press Office

Phone: (+48 22) 608 38 04

e-mail: obslugaprasowa@stat.gov.pl


Issued by:
**The Spokesperson for the President
of Statistics Poland**


Karolina Banaszek
Phone: (+48) 695 255 011


 www.stat.gov.pl/en/

 @StatPoland

 @GlownyUrzadStatystyczny

 gus_stat

 glownyurządstatystycznygus

 glownyurządstatystyczny

Related information

[Socio-economic situation of the country in 2023](#)

[Procurement and prices of agricultural products in 2022](#)

[Prices in the national economy in 2021](#)

Data available in databases

[BDL - Prices in agriculture \(monthly and annual data\)](#)

[DBW - Prices in agriculture \(monthly and annual data\)](#)

Terms used in official statistics

[Procurement of agricultural products](#)

[Procurement prices](#)

[Marketplace](#)

[Marketplace prices](#)