

# Prices of agricultural products in December 2022

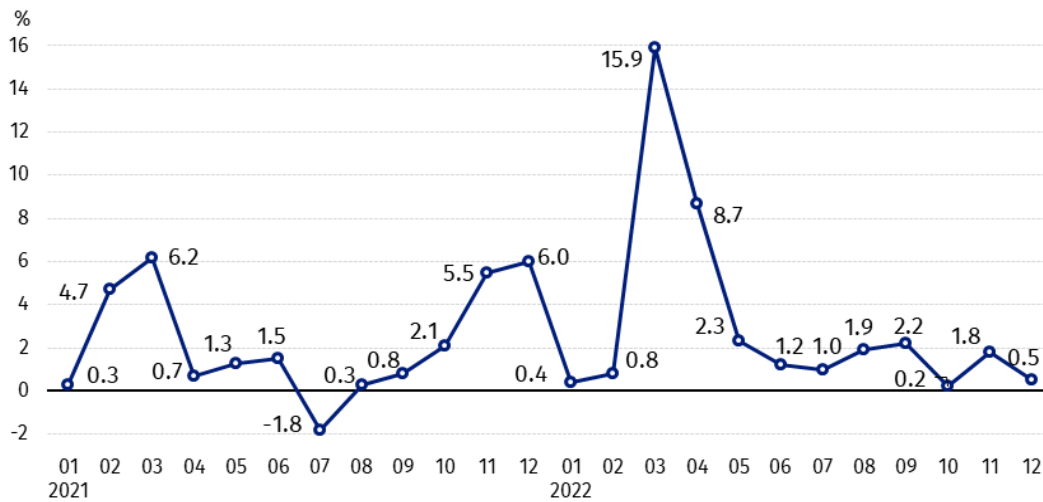
20.01.2023

**↑ 43.9%**

an increase in procurement prices of basic agricultural products in comparison with December 2021

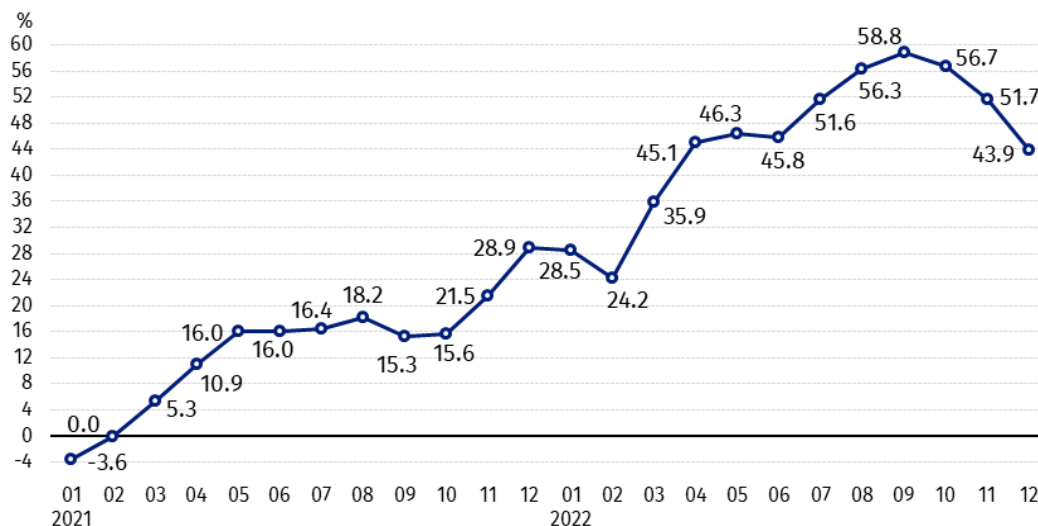
Procurement prices of basic agricultural products<sup>1</sup> increased in December 2022 in comparison with the previous month (by 0.5%) as well as while compared to the corresponding month of the previous year (by 43.9%).

Chart 1. Changes in procurement prices of basic agricultural products in relation to the previous month



In December 2022 in comparison with November 2022 the procurement prices of cattle for slaughter, pigs for slaughter and cows' milk increased

Chart 2. Changes in procurement prices of basic agricultural products in relation to the corresponding month of the previous year



Procurement prices of all basic agricultural products in December 2022 were much higher than a year ago

<sup>1</sup> Wheat, rye, cattle for slaughter, pigs for slaughter, poultry, cows' milk

## Procurement prices and marketplace prices received by farmers

In December 2022 compared to the previous month, both in procurement and on marketplaces, prices of most agricultural products decreased. The prices of maize, pigs for slaughter and cows' milk were higher in procurement and the prices of potatoes and cattle for slaughter on both markets.

In comparison with the corresponding month of the previous year, in December 2022, much higher growth in procurement and marketplaces prices of all agricultural products was recorded. The prices of potatoes and pigs for slaughter in procurement and oats on marketplaces increased the most.

**Table 1. Prices of agricultural products (excluding VAT) in December 2022**

Specification	Procurement prices			Marketplaces prices		
	12 2022					
	in zloty	11 2022=100	12 2021=100	in zloty	11 2022=100	12 2021=100
<b>Cereal grain<sup>2</sup> – per 1 dt</b>						
Wheat	146.55	95.7	111.6	169.56	98.5	133.6
Rye	115.48	93.2	104.6	135.49	97.4	140.1
Barley	135.77	98.7	131.4	156.80	98.9	140.4
Triticale	132.68	94.1	115.8	150.48	98.5	138.6
Oat	133.08	96.6	145.4	138.84	99.5	152.0
Maize	128.30	118.8	124.5	171.74	97.7	131.5
<b>Potatoes<sup>3</sup>– per 1 dt</b>	98.40	156.3	279.8	173.29	101.7	122.2
<b>Animals for slaughter – per kg</b>						
Cattle (excl. calves) <sup>4</sup>	10.92	100.6	116.4	10.50	103.8	136.2
of which young cattle	11.12	101.6	116.3	11.11	103.7	139.7
Pigs <sup>a</sup>	7.87	106.0	170.8	.	.	.
Poultry	6.39	96.7	139.7	.	.	.
<b>Cows' milk – per 1 hl</b>	275.47	101.9	149.6	.	.	.

a – No data.

Data on procurement prices were calculated on the basis of information on value and quantity of procurement by legal persons and independent organizational entities without legal personality (without natural persons). Indices of procurement prices and prices received by farmers on marketplaces were calculated on the basis of absolute data expressed with more precision than in the tables.

<sup>2</sup> Procurement prices – excluding sowing seed.

<sup>3</sup> Procurement prices – total (of which: edible early kinds, seeds, edible late, industrial, of which starch). Marketplaces prices – edible excluding early kinds.

<sup>4</sup> Marketplaces prices – average weighted price of cattle for slaughter calculated with the adoption of the structure of procurement quantity of young cattle and cows for slaughter.

### Prices of major agricultural products in December 2022

In December 2022 procurement price of **wheat** (146.55 PLN per dt) decreased as related to the previous month (by 4.3%), but it was higher on an annual basis (by 11.6%). On marketplaces, wheat was sold for 169.56 PLN per dt, i.e. by 1.5% cheaper than in November 2022, while by 33.6% more expensive than in the corresponding period 2021.

The price of **rye** in procurement amounted to 115.48 PLN per dt and was lower compared to November 2022 (by 6.8%), but it was higher in comparison with December 2021 (by 4.6%). In marketplace transaction the price of rye (135.49 PLN per dt) decreased on a monthly basis (by 2.6%), while increased on an annual basis (by 40.1%).

In December 2022 98.40 PLN was paid per dt of **potatoes** in procurement, i.e. by 56.3% more than in the previous month and by 179.8% more than in the corresponding period 2021. Such a large increase in prices was caused by purchase of more expensive late potatoes, whose share in purchase amounted to 65%. On marketplaces price of potatoes (173.29 PLN per dt) was higher as related to November 2022 (by 1.7%) as well as compared to December 2021 (by 22.2%).

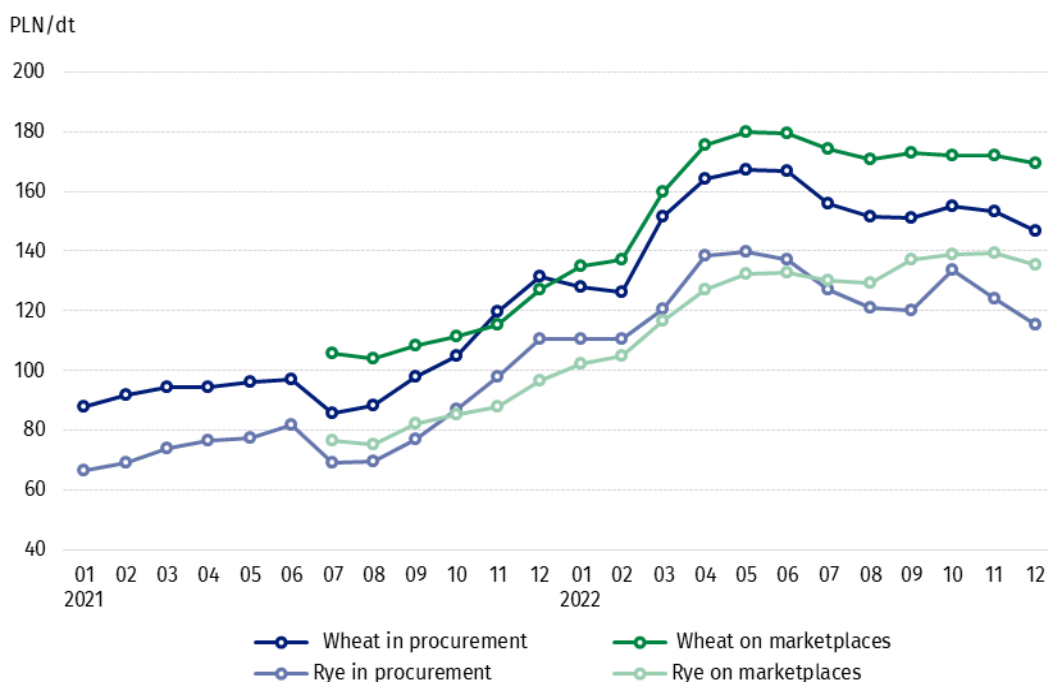
The procurement price of **cattle for slaughter** (10.92 PLN per kg) increased on a monthly basis (by 0.6%) and on an annual basis (by 16.4%) and also on marketplaces (10.50 PLN per dt) – in comparison with November 2022 (by 3.8%) as well as with corresponding period 2021 (by 36.2%).

In December 2022 the procurement price of **pigs for slaughter** amounted 7.87 PLN per kg and it was by 6.0% higher than in November 2022 and by 70.8% – than in December 2021.

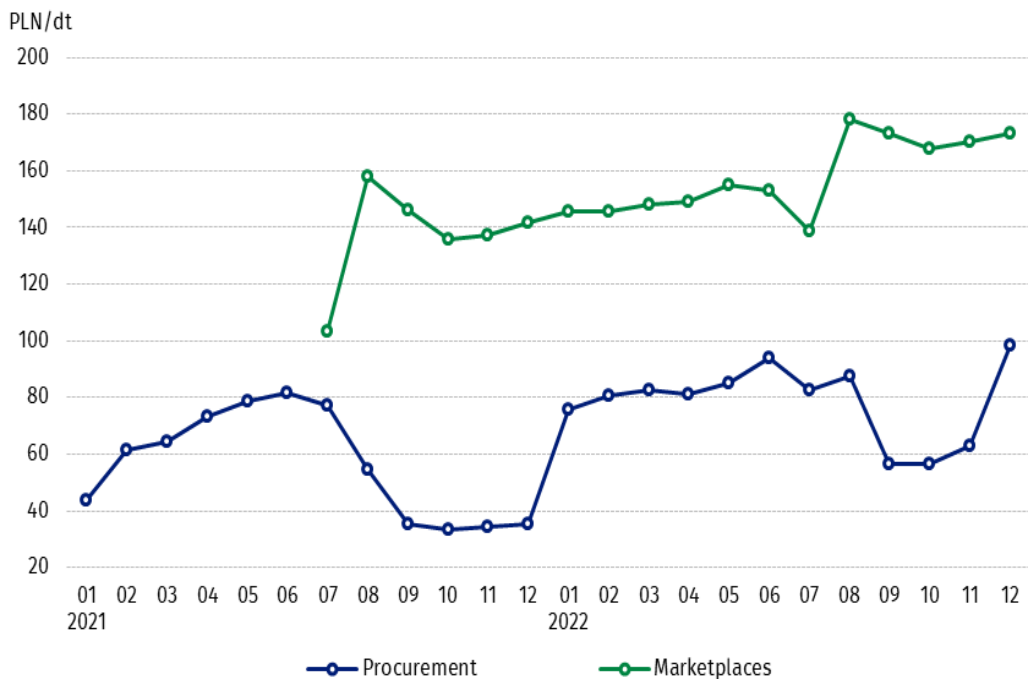
The procurement price of **poultry for slaughter** (6.39 PLN per kg) decreased in comparison with the previous year (by 3.3%), but increased by corresponding period 2021 (by 39.7%).

275.47 PLN was paid in procurement per hl of **cows' milk**, i.e. by 1.9% more than in November 2022 and by 49.6% - than in December 2021.

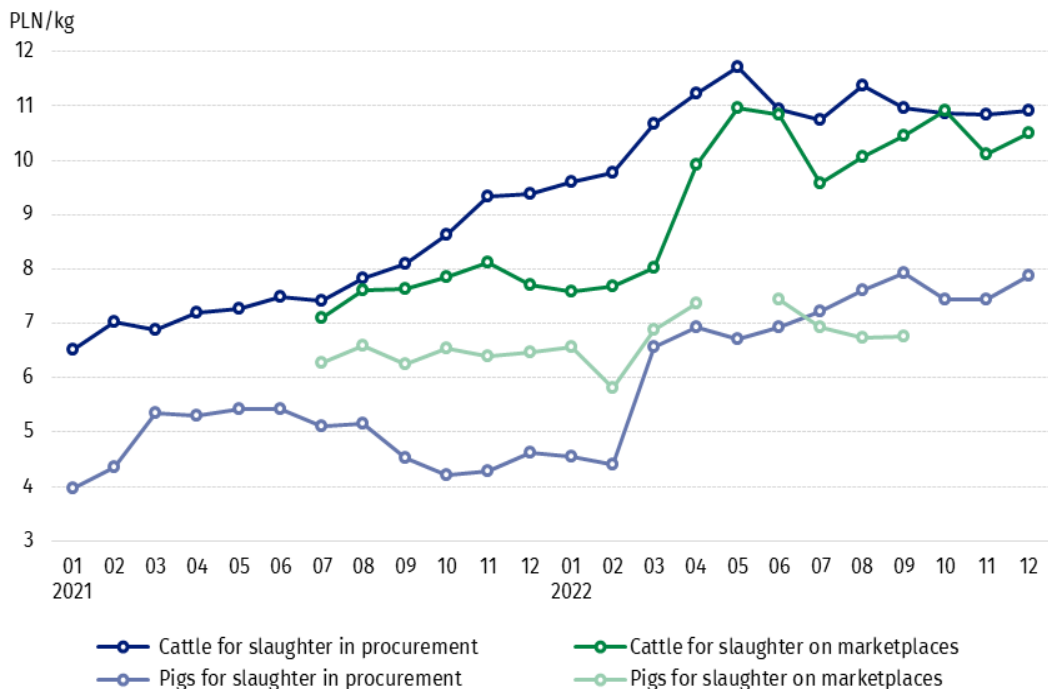
**Chart 3. Procurement and marketplaces prices of wheat and rye**



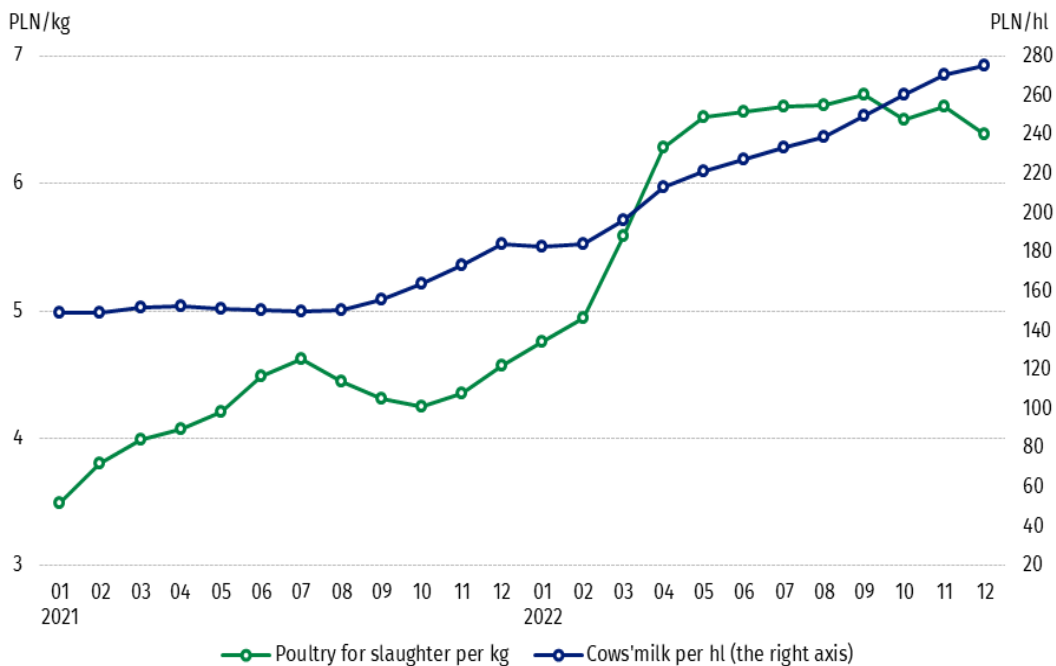
**Chart 4. Procurement and marketplaces prices of potatoes**



**Chart 5. Procurement and marketplaces prices of cattle for slaughter and pigs for slaughter**



**Chart 6. Procurement prices of poultry for slaughter and cows' milk**



The differentiation of the level of prices of basic agricultural products in particular voivodships is presented in Table 2 for procurement prices and in Table 3 for prices obtained by farmers on marketplaces (Excel sheet).

In case of quoting Statistics Poland data, please provide information: "Source of data: Statistics Poland", and in case of publishing calculations made on data published by Statistics Poland, please include the following disclaimer: "Own study based on figures from Statistics Poland".

Prepared by:  
**Trade and Services Department**

**Director Ewa Adach-Stankiewicz**  
Phone: (+48 22) 608 31 24


**Press Office**

Phone: (+48 22) 608 38 04

**e-mail: [obslugaprasowa@stat.gov.pl](mailto:obslugaprasowa@stat.gov.pl)**


Issued by:  
**The Spokesperson for the President  
of Statistics Poland**


**Karolina Banaszek**  
Phone: (+48) 695 255 011


 [www.stat.gov.pl/en/](http://www.stat.gov.pl/en/)

 @StatPoland

 @GlownyUrzadStatystyczny

 gus\_stat

 glownyurządstatystycznygus

 glownyurządstatystyczny

**Related information**

[Socio-economic situation of the country in 2022](#)

[Procurement and prices of agricultural products in 2021](#)

[Prices in the national economy in 2021](#)

**Data available in databases**

[BDL - Prices in agriculture \(monthly and annual data\)](#)

[DBW - Prices in agriculture \(monthly and annual data\)](#)

**Terms used in official statistics**

[Procurement of agricultural products](#)

[Procurement prices](#)

[Marketplace](#)

[Marketplace prices](#)