

Prices of agricultural products in November 2022

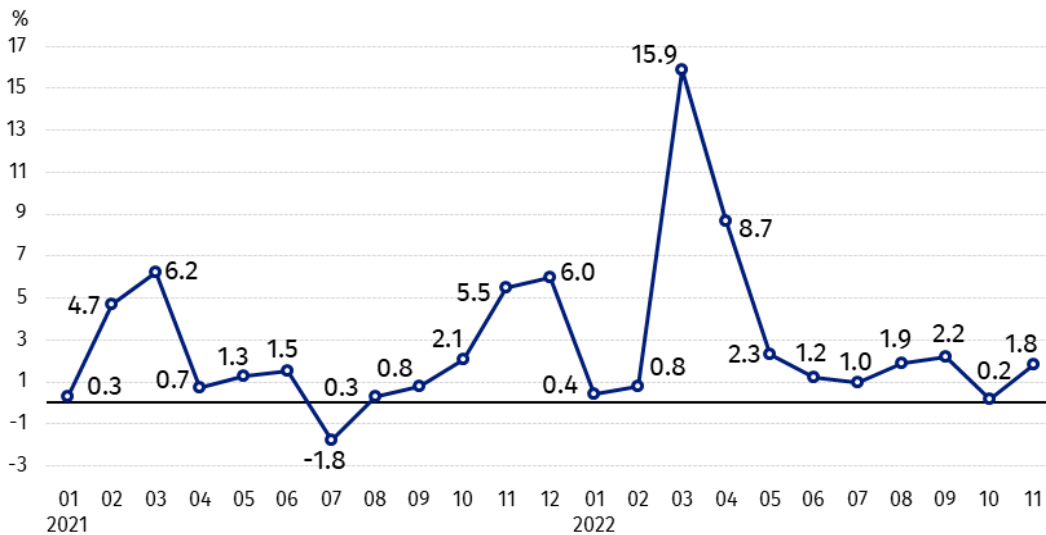
20.12.2022

↑ 51.7%

an increase in procurement prices of basic agricultural products in comparison with November 2021

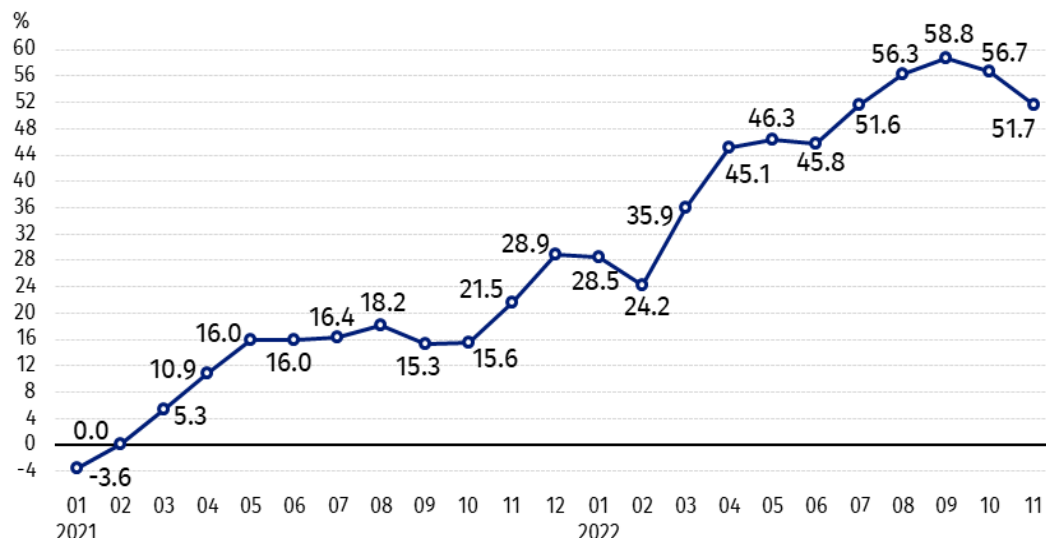
Procurement prices of basic agricultural products¹ increased in November 2022 in comparison with the previous month (by 1.8%) as well as while compared to the corresponding month of the previous year (by 51.7%).

Chart 1. Changes in procurement prices of basic agricultural products in relation to the previous month



In November 2022 in comparison with October 2022 the procurement prices of poultry and cows' milk increased

Chart 2. Changes in procurement prices of basic agricultural products in relation to the corresponding month of the previous year



Procurement prices of all basic agricultural products in November 2022 were much higher than a year ago

¹ Wheat, rye, cattle for slaughter, pigs for slaughter, poultry, cows' milk

Procurement prices and marketplace prices received by farmers

In November 2022 compared to the previous month procurement prices of most agricultural products increased. The prices of wheat, rye, triticale and pigs for slaughter decreased. Only cattle for slaughter were sold on the marketplaces at prices lower than in October this year, which were also slightly cheaper in procurement.

Prices of all agricultural products, in procurement as well as on marketplaces, were much higher than a year ago. The prices of potatoes and pigs for slaughter in procurement and oats on both markets increased the most.

Table 1. Prices of agricultural products (excluding VAT) in November 2022

Specification	Procurement prices			Marketplaces prices		
	11 2022					
	in zloty	10 2022=100	11 2021=100	in zloty	10 2022=100	11 2021=100
Cereal grain² – per 1 dt						
Wheat	153.18	98.8	127.9	172.16	100.2	149.3
Rye	123.93	92.7	126.6	139.14	100.1	158.3
Barley	137.51	101.1	142.4	158.56	100.8	156.1
Triticale	141.04	99.7	139.5	152.84	100.3	157.9
Oat	137.72	107.2	163.1	139.47	100.9	164.2
Maize	108.00	102.2	136.1	175.78	101.4	141.6
Potatoes³– per 1 dt	62.97	111.4	184.0	170.32	101.5	123.9
Animals for slaughter – per kg						
Cattle (excl. calves) ⁴	10.85	99.8	116.4	10.12	92.7	124.8
of which young cattle	10.95	100.0	114.7	10.71	91.7	126.9
Pigs ^a	7.43	99.9	173.8	.	.	.
Poultry	6.60	101.6	151.7	.	.	.
Cows' milk – per 1 hl	270.46	103.9	155.8	.	.	.

a – No data.

Data on procurement prices were calculated on the basis of information on value and quantity of procurement by legal persons and independent organizational entities without legal personality (without natural persons). Indices of procurement prices and prices received by farmers on marketplaces were calculated on the basis of absolute data expressed with more precision than in the tables.

² Procurement prices – excluding sowing seed.

³ Procurement prices – total (of which: edible early kinds, seeds, edible late, industrial, of which starch). Marketplaces prices – edible excluding early kinds.

⁴ Marketplaces prices – average weighted price of cattle for slaughter calculated with the adoption of the structure of procurement quantity of young cattle and cows for slaughter.

Prices of major agricultural products in November 2022

In November 2022 procurement price of **wheat** (153.18 PLN per dt) decreased as related to the previous month (by 1.2%) but it was higher than year ago (by 27.9%). On marketplaces, wheat (172.16 PLN per dt) was sold more expensive compared to October this year (by 0.2%) as well as to the corresponding period of the last year (by 49.3%).

Rye was paid (123.93 PLN per dt) less than in the previous month (by 7.3%), but more in comparison with November 2021 (by 26.6.%). Rye (139.14 PLN per dt) increased slightly on marketplaces in relation to October this year (by 0.1%), and as related to the corresponding month of the last year its price was much higher (by 58.3%).

In November 2022 there was an increase in the price of **potatoes** in procurement (62.97 PLN per dt) compared to the previous month (by 11.4%) and on an annual basis (by 84.0%), and also on marketplaces (170.32 per dt) – in comparison with October this year (by 1.5%) as well as with the corresponding month of the previous year (by 23.9%).

The procurement price of **cattle for slaughter** (10.85 PLN per kg) was slightly lower than in October this year (by 0.2%), but higher (by 16.4%) than recorded a year before. On marketplaces this livestock was sold for 10.12 PLN, i.e. by 7.3% cheaper than in the previous month but by 24.8% more expensive than a year ago.

In November 2022 the procurement price of **pigs for slaughter** (7.43 PLN per kg) remained at a level similar to that recorded of the month ago (minimal fall – by 0.1%), but it was much higher on an annual basis (by 73.8%).

The procurement price of **poultry for slaughter** (6.60 PLN per kg) increased in comparison with October this year (by 1.6%), as well as compared to November 2021 (by 51.7%).

270.46 PLN was paid in procurement per hl of **cows' milk**, i.e. by 3.9% more than in the previous month and by 55.8% - than a year ago.

Chart 3. Procurement and marketplaces prices of wheat and rye

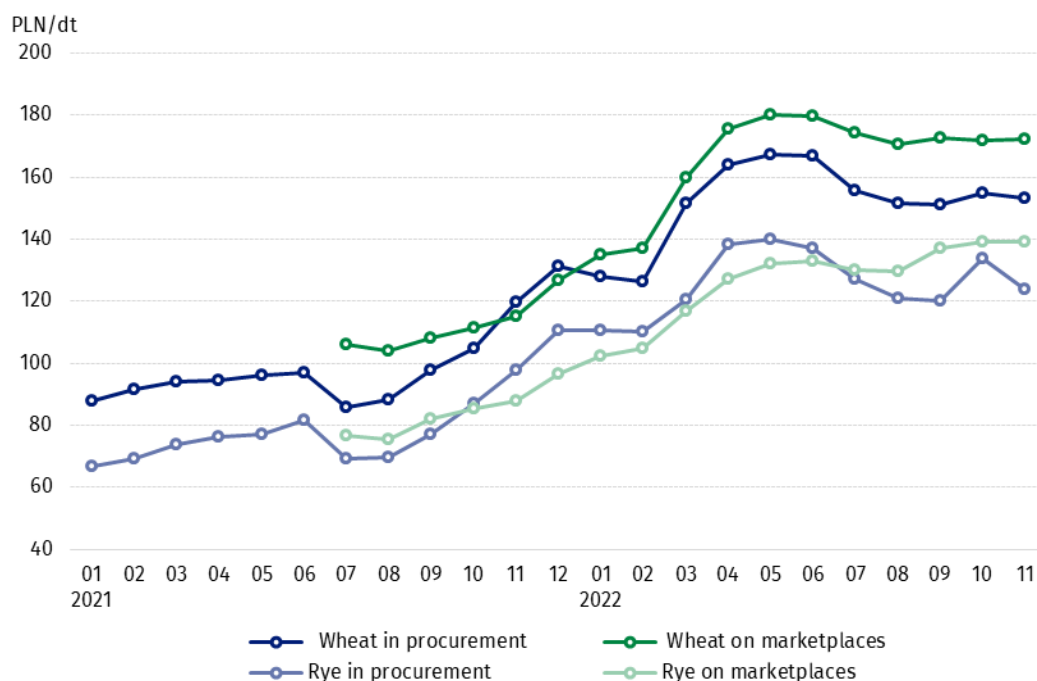


Chart 4. Procurement and marketplaces prices of potatoes



Chart 5. Procurement and marketplaces prices of cattle for slaughter and pigs for slaughter

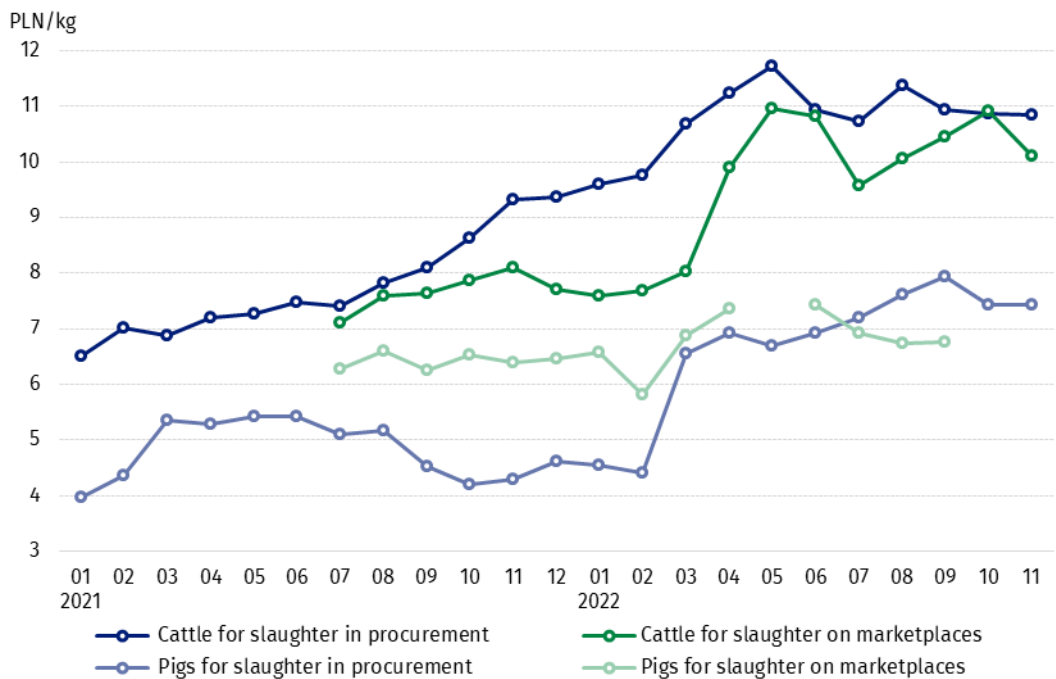
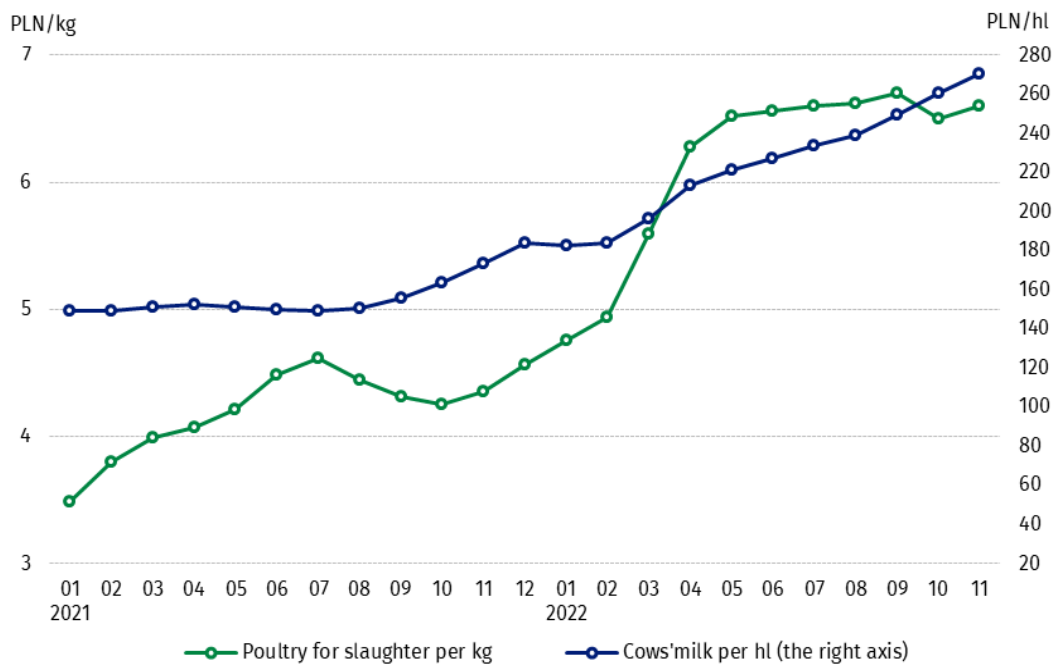


Chart 6. Procurement prices of poultry for slaughter and cows' milk



The differentiation of the level of prices of basic agricultural products in particular voivodships is presented in Table 2 for procurement prices and in Table 3 for prices obtained by farmers on marketplaces (Excel sheet).

In case of quoting Statistics Poland data, please provide information: "Source of data: Statistics Poland", and in case of publishing calculations made on data published by Statistics Poland, please include the following disclaimer: "Own study based on figures from Statistics Poland".

Prepared by:
Trade and Services Department

Director Ewa Adach-Stankiewicz
Phone: (+48 22) 608 31 24

Press Office

Phone: (+48 22) 608 38 04

e-mail: obslugaprasowa@stat.gov.pl


Issued by:
**The Spokesperson for the President
of Statistics Poland**


Karolina Banaszek
Phone: (+48) 695 255 011


 www.stat.gov.pl/en/

 @StatPoland

 @GlownyUrzadStatystyczny

 gus_stat

 glownyurządstatystycznygus

 glownyurządstatystyczny

Related information

[Socio-economic situation of the country in 2022](#)

[Procurement and prices of agricultural products in 2021](#)

[Prices in the national economy in 2020](#)

Data available in databases

[BDL - Prices in agriculture \(monthly and annual data\)](#)

[DBW - Prices in agriculture \(monthly and annual data\)](#)

Terms used in official statistics

[Procurement of agricultural products](#)

[Procurement prices](#)

[Marketplace](#)

[Marketplace prices](#)