

Prices of agricultural products in August 2022

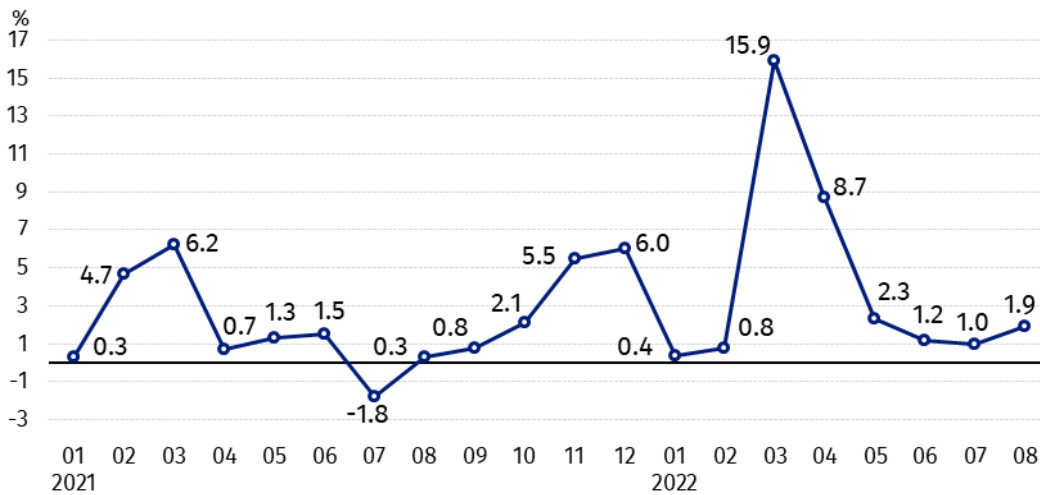
20.09.2022

↑ 56.3%

an increase in procurement prices of basic agricultural products in comparison with August 2021

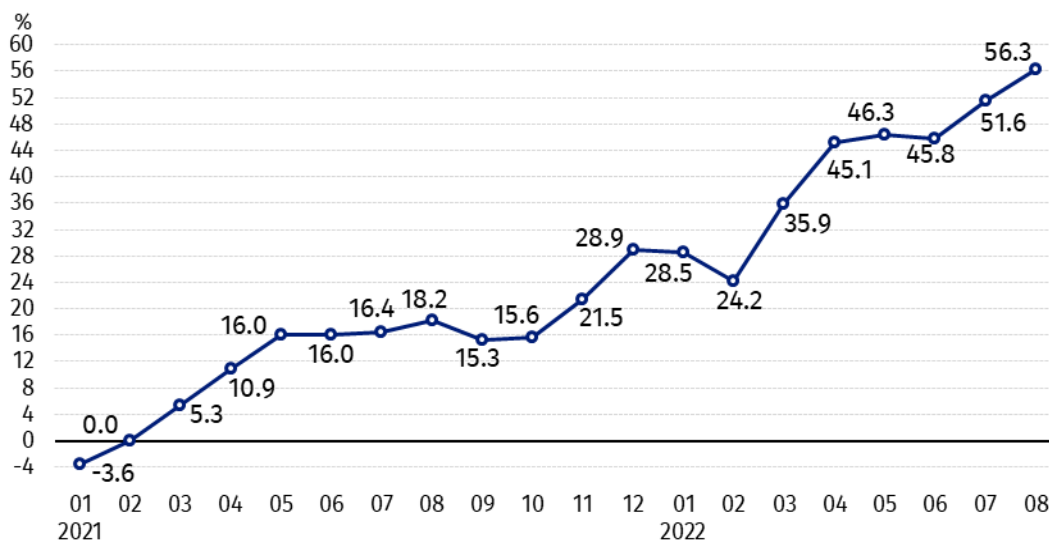
Procurement prices of basic agricultural products¹ increased in August 2022 in comparison with the previous month (by 1.9%) as well as while compared to the corresponding month of the previous year (by 56.3%).

Chart 1. Changes in procurement prices of basic agricultural products in relation to the previous month



In August 2022 compared to July 2022 procurement prices of animals for slaughter and cows' milk increased

Chart 2. Changes in procurement prices of basic agricultural products in relation to the corresponding month of the previous year



Procurement prices of all basic agricultural products in August 2022 were much higher than a year ago

¹ Wheat, rye, cattle for slaughter, pigs for slaughter, poultry, cows' milk

Procurement prices and marketplace prices received by farmers

In August 2022 compared to the previous month, procurement prices of most agricultural products except wheat, rye and triticale increased, while on marketplaces prices of cereals except oats decreased. Pigs for slaughter were also sold on the marketplaces at prices lower than in July this year.

In comparison with the corresponding month of the previous year, in August 2022, much higher growth in procurement prices and marketplaces prices of all agricultural products was recorded. The prices of cereal and potatoes in procurement increased the most.

Table 1. Prices of agricultural products (excluding VAT) in August 2022

Specification	Procurement prices			Marketplaces prices		
	08 2022					
	in zloty	07 2022=100	08 2021=100	in zloty ^a	07 2022=100	08 2021=100
Cereal grain² – per 1 dt						
Wheat	151.42	97.3	171.9	170.58	97.8	163.8
Rye	120.95	95.2	174.0	129.47	99.6	172.1
Barley	138.55	110.8	186.1	150.66	98.9	164.0
Triticale	132.70	98.2	173.4	146.69	97.9	169.1
Oat	111.43	101.0	190.3	128.75	100.0	168.7
Maize	140.48	103.2	139.0	171.17	99.1	147.8
Potatoes³– per 1 dt	87.64	106.2	161.1	178.30	128.3	112.9
Animals for slaughter – per kg						
Cattle (excl. calves) ⁴	11.38	105.9	145.3	10.06	105.0	132.4
of which young cattle	11.73	108.7	146.3	10.61	105.6	134.1
Pigs	7.61	105.6	147.4	6.73	97.1	102.0
Poultry	6.62	100.3	148.8	.	.	.
Cows' milk – per 1 hl	238.97	102.3	158.8	.	.	.

a – No data.

Data on procurement prices were calculated on the basis of information on value and quantity of procurement by legal persons and independent organizational entities without legal personality (without natural persons). Indices of procurement prices and prices received by farmers on marketplaces were calculated on the basis of absolute data expressed with more precision than in the tables.

² Procurement prices – excluding sowing seed.

³ Procurement prices – total (of which: edible early kinds, seeds, edible late, industrial, of which starch). Marketplaces prices – edible excluding early kinds.

⁴ Marketplaces prices – average weighted price of cattle for slaughter calculated with the adoption of the structure of procurement quantity of young cattle and cows for slaughter.

Prices of major agricultural products in August 2022

In August 2022 procurement price of **wheat** (151.42 PLN per dt) decreased as related to the previous month (by 2.7%), but it was higher than a year ago (by 71.9%). On marketplaces, wheat was sold for 170.58 PLN, i.e. by 2.2% less than in July this year, while by 63.8% more than in August 2021.

120.95 PLN was paid per 1 dt of **rye** in procurement, i.e. by 4.8% less than in July this year while by 74.0% more than a year ago. In marketplace transactions, rye price (129.47 PLN per dt) also decreased compared to the previous month (by 0.4%), but was higher than in the corresponding period of the previous year (by 72.1%).

In August 2022 there was an increase in the price of **potatoes** in procurement (87.64 PLN per dt) compared to July this year (by 6.2%) and on an annual basis (by 61.1%) and also on marketplaces (178.30 PLN per 1 dt) - in relation to the previous month (by 28.3%) as well as to the corresponding month of the previous year (by 12.9%).

The procurement price of **cattle for slaughter** (11.38 PLN per kg) was higher in comparison with the previous month as well as with the corresponding period of the last year - respectively by 5.9% and by 45.3%. On marketplaces this livestock was sold for 10.06 PLN, i.e. by 5.0% more expensive than in July and a year ago – by 32.4%.

In August 2022 7.61 PLN was paid in procurement per 1 kg of **pigs for slaughter**, i.e. more than in July this year (by 5.6%) and in August 2021 (by 47.4%). The price of this livestock recorded on marketplaces amounted to 6.73 PLN per 1 kg and was lower by 2.9% in comparison with the previous month but by 2.0% higher than in the corresponding period of the last year.

The procurement price of **poultry for slaughter** (6.62 PLN per kg) increased in relation to July 2022 (by 0.3%), as well as in comparison with August 2021 (by 48.8%).

238.97 PLN was paid in procurement per 1 hl of **cows' milk**, i.e. by 2.3% more than in the previous month and by 58.8% - than a year ago.

Chart 3. Procurement and marketplaces prices of wheat and rye

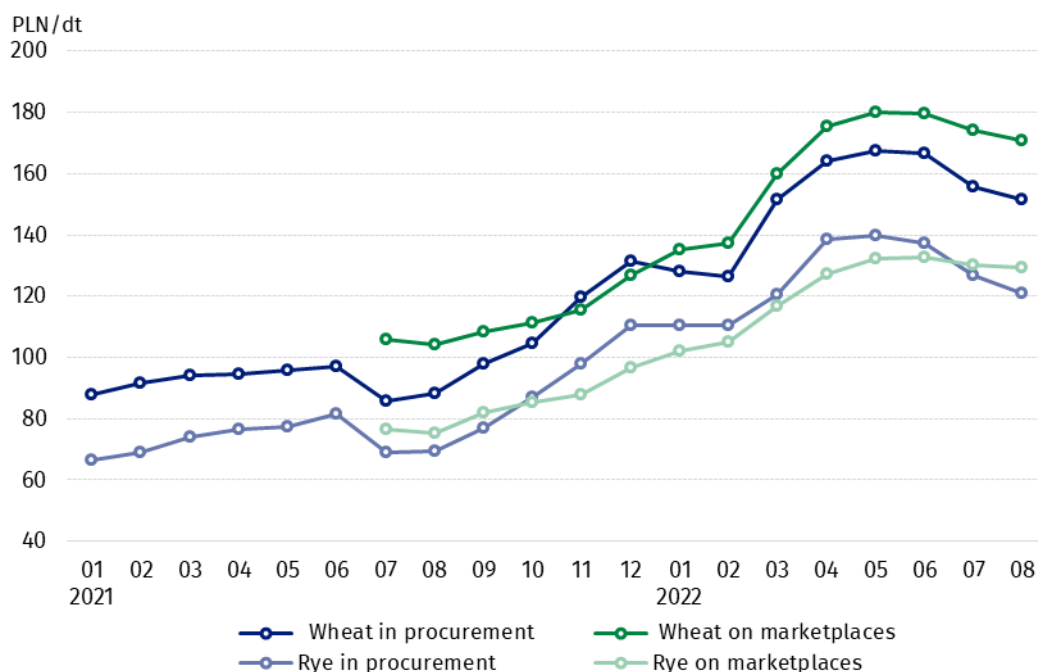


Chart 4. Procurement and marketplaces prices of potatoes

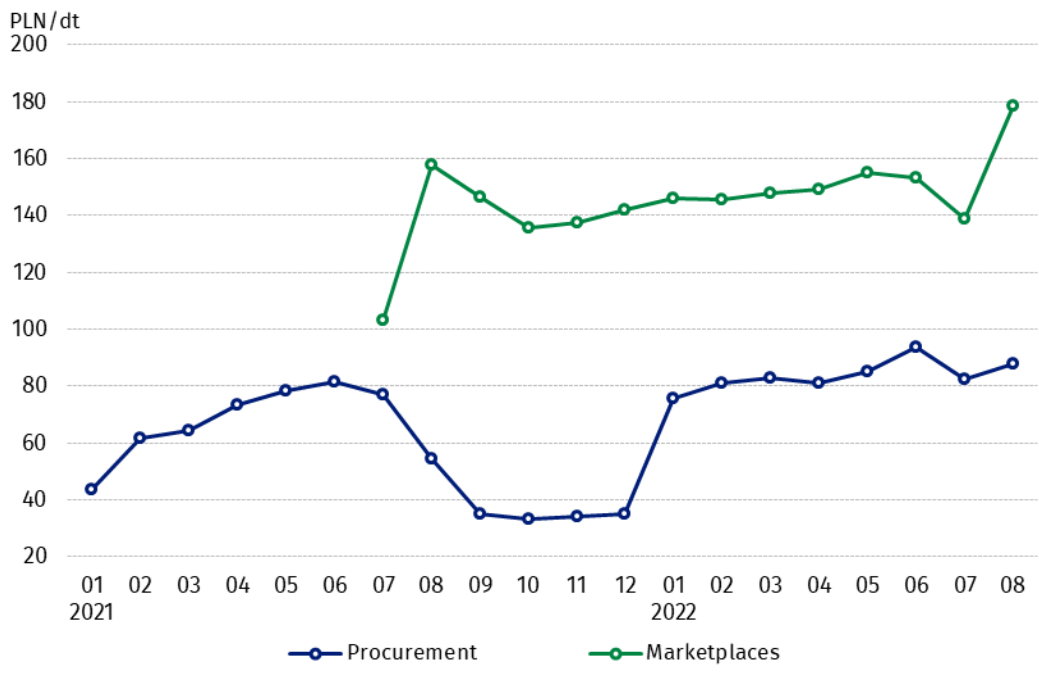


Chart 5. Procurement and marketplaces prices of cattle for slaughter and pigs for slaughter

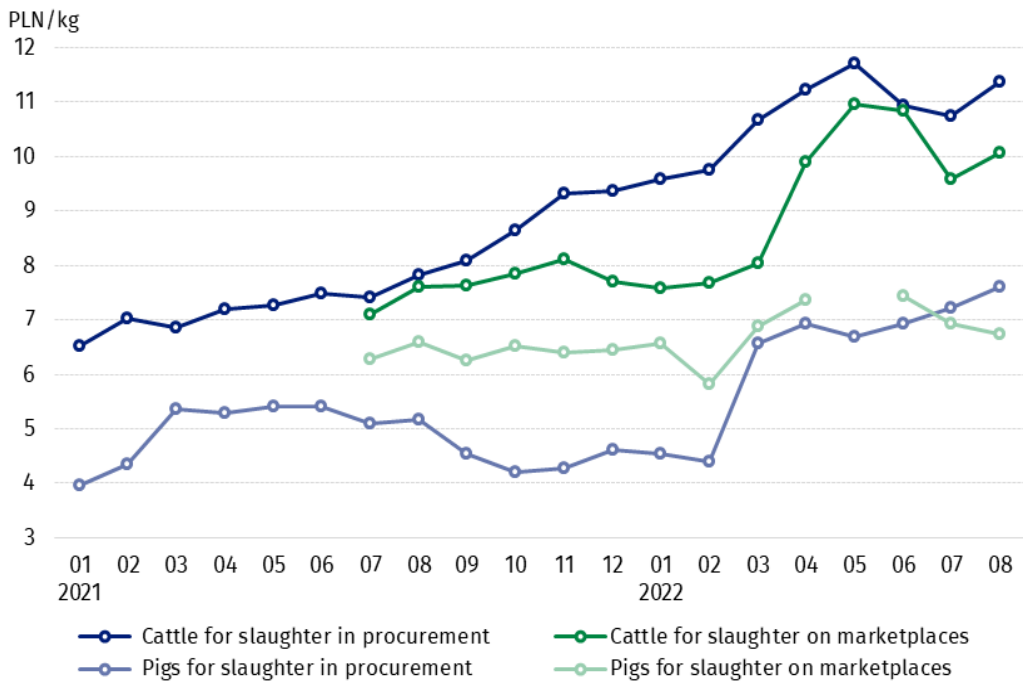
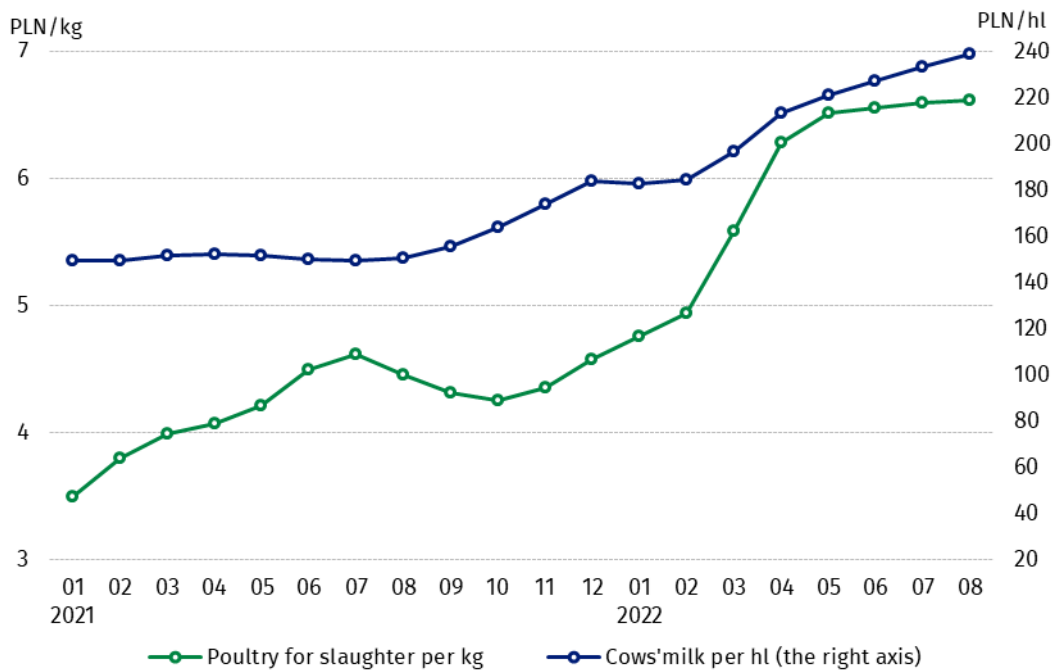


Chart 6. Procurement prices of poultry for slaughter and cows' milk



The differentiation of the level of prices of basic agricultural products in particular voivodships is presented in Table 2 for procurement prices and in Table 3 for prices obtained by farmers on marketplaces (Excel sheet).

In case of quoting Statistics Poland data, please provide information: "Source of data: Statistics Poland", and in case of publishing calculations made on data published by Statistics Poland, please include the following disclaimer: "Own study based on figures from Statistics Poland".

Prepared by:
Trade and Services Department

Director Ewa Adach-Stankiewicz
Phone: (+48 22) 608 31 24




Press Office

Phone: (+48 22) 608 38 04

e-mail: obslugaprasowa@stat.gov.pl

Issued by:
**The Spokesperson for the President
of Statistics Poland**

Karolina Banaszek
Phone: (+48) 695 255 011

-  www.stat.gov.pl/en/
-  [@StatPoland](https://twitter.com/StatPoland)
-  [@GlownyUrzadStatystyczny](https://www.facebook.com/GlownyUrzadStatystyczny)
-  [gus_stat](https://www.instagram.com/gus_stat)
-  [glownyurządstatystycznygus](https://www.youtube.com/glownyurządstatystycznygus)
-  [glownyurządstatystyczny](https://www.linkedin.com/company/glownyurządstatystyczny)

Related information

[Socio-economic situation of the country in 2022](#)

[Procurement and prices of agricultural products in 2021](#)

[Prices in the national economy in 2020](#)

Data available in databases

[BDL - Prices in agriculture \(monthly and annual data\)](#)

[DBW - Prices in agriculture \(monthly and annual data\)](#)

Terms used in official statistics

[Procurement of agricultural products](#)

[Procurement prices](#)

[Marketplace](#)

[Marketplace prices](#)