

Prices of agricultural products in April 2022

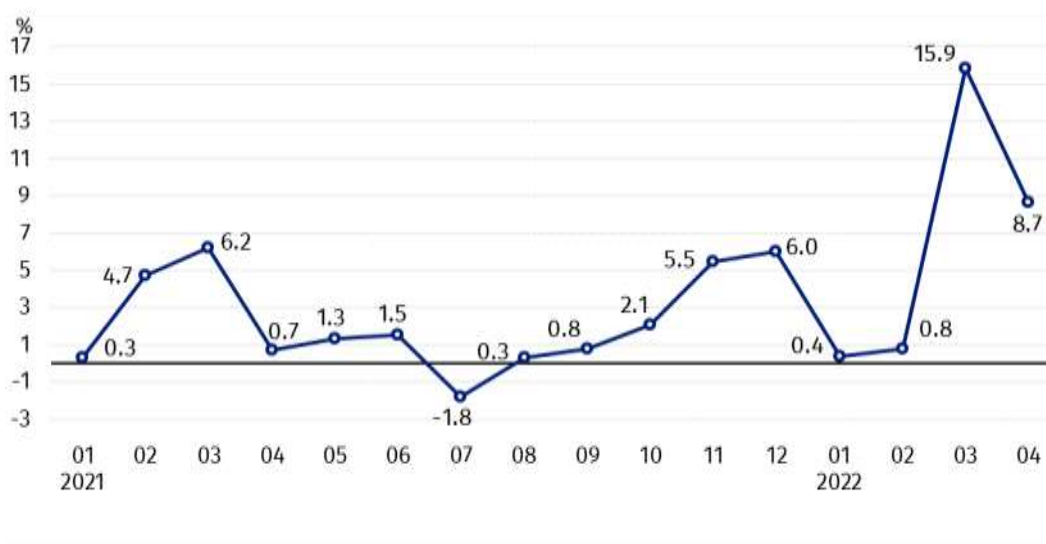
20.05.2022

↑ 45.1%

an increase in procurement prices of basic agricultural products in comparison with April 2021

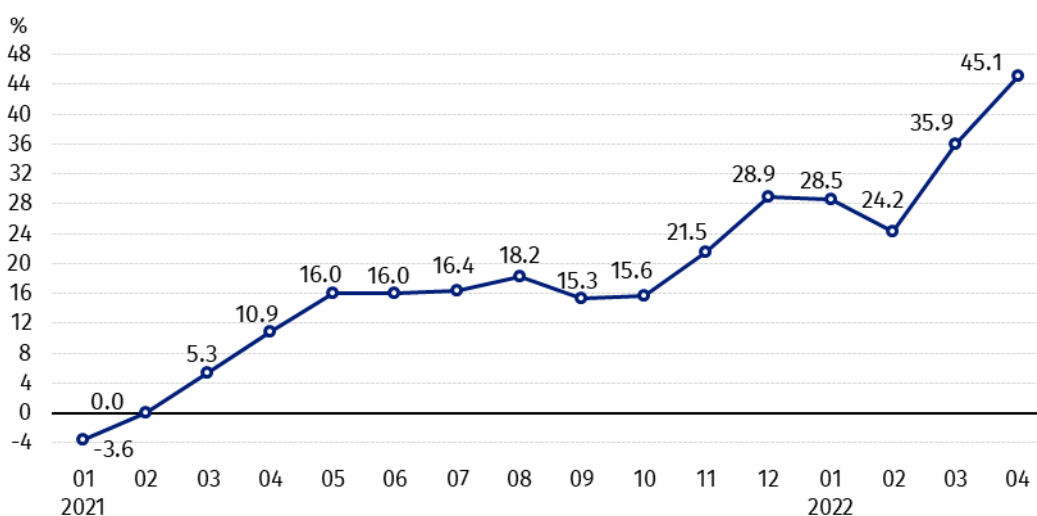
Procurement prices of basic agricultural products¹ increased in April 2022 in comparison with the previous month (by 8.7%) as well as while compared to the corresponding period of the last year (by 45.1%).

Chart 1. Changes in procurement prices of basic agricultural products in relation to the previous month



The growth in procurement prices of basic agricultural products in April 2022 compared to March 2022 was mainly caused by an increase in the prices of rye and poultry

Chart 2. Changes in procurement prices of basic agricultural products in relation to the previous year



Procurement prices of all basic agricultural products in April 2022 were much higher than a year ago

¹ Wheat, rye, cattle for slaughter, pigs for slaughter, poultry, cows' milk

Procurement prices and marketplace prices received by farmers

In April 2022 in comparison with the previous month procurement prices and marketplaces prices of most agricultural products increased, of which – prices of rye, barley and poultry in procurement and prices of cattle for slaughter on marketplaces increased the most. The prices of potatoes in procurement only were lower.

Compared to the corresponding month of the previous year, in April 2022 much higher growth in procurement prices of all agricultural products was noted. The prices of cereal, cattle of slaughter and poultry increased the most.

Table 1. Prices of agricultural products (excluding VAT) in April 2022

Specification	Procurement prices			Marketplaces prices		
	04 2022			04 2022		
	in zloty	03 2022=100	04 2021=100	in zloty	03 2022=100	04 ^a 2021=100
Cereal grain² – per 1 dt						
Wheat	164.09	108.2	173.5	175.40	109.7	.
Rye	138.36	114.9	181.1	127.18	108.8	.
Barley	139.02	113.2	166.7	153.40	110.7	.
Triticale	143.49	108.8	170.8	145.96	108.9	.
Oat	115.32	110.0	184.0	125.47	106.6	.
Maize	135.40	107.8	153.1	167.94	109.1	.
Potatoes³– per 1 dt	81.10	98.0	110.4	149.32	100.9	.
Animals for slaughter – per kg						
Cattle (excluding calves) ⁴	11.23	105.1	156.1	9.91	123.4	.
of which young cattle	11.28	104.4	154.6	10.23	122.8	.
Pigs	6.92	105.5	130.9	7.36	107.0	.
Poultry	6.28	112.5	154.4	.	.	.
Cows' milk – per 1 hl	213.47	108.6	140.2	.	.	.

a – No data in April 2021 due to close the marketplaces because of the state of danger of COVID-19 disease, it was not possible to obtain data on prices of agricultural products on marketplaces.

Data on procurement prices were calculated on the basis of information on value and quantity of procurement by legal persons and independent organizational entities without legal personality (without natural persons). Indices of procurement prices and prices received by farmers on marketplaces were calculated on the basis of absolute data expressed with more precision than in the tables.

² Procurement prices – excluding sowing seed.

³ Procurement prices – total (of which: edible early kinds, seeds, edible late, industrial, of which starch). Marketplaces prices – edible excluding early kinds.

⁴ Marketplaces prices – average weighted price of cattle for slaughter calculated with the adoption of the structure of procurement quantity of young cattle and cows for slaughter.

Prices of major agricultural products in April 2022

In April 2022 procurement prices of **wheat** (164.09 PLN per dt) increased as related to the March this year (by 8.2%), as well as in comparison with corresponding period of the last year (by 73.5%). On marketplaces, 175.40 PLN was paid for 1 dt of wheat, i.e. by 9.7% more than in the previous month.

The price of **rye** in procurement amounted to 138.36 PLN per dt, and was higher by 14.9% than in March this year and by 81.1% higher than a year ago. In marketplace transactions, rye prices (127.18 PLN per dt) increased by 8.8% in relation to March 2022.

In April 2022 the price of **potatoes** in procurement (81.10 PLN per dt) decreased by 2.0% on a monthly basis but it was higher compared to April last year - by 10.4%. On marketplaces, 149.32 PLN was paid per 1 dt of potatoes, i.e. by 0.9% more than in March 2022.

The procurement price of **cattle for slaughter** (11.23 PLN per kg) increased as related to the previous month, as well as in comparison with April 2021 - respectively by 5.1% and by 56.1%. On marketplaces 9.91 PLN per kg was paid for cattle for slaughter, i.e. by 23.4% more than in March this year.

In April 2022 the price of **pigs for slaughter** in procurement amounted 6.92 PLN per kg and was higher in comparison with the previous month by 5.5% and by 30.9% than a year ago. On marketplaces, 7.36 PLN was paid per 1 kg of this livestock, i.e. by 7.0% more than in March 2022.

The procurement price of **poultry for slaughter** (6.28 PLN per kg) increased in relation to the March 2022 (by 12.5%), as well as in comparison with April 2021 (by 54.4%).

213.47 PLN was paid in procurement per 1 hl of **cows' milk**, i.e. by 8.6% more than in the previous month and by 40.2% more than a year ago.

Chart 3. Procurement and marketplaces prices of wheat and rye

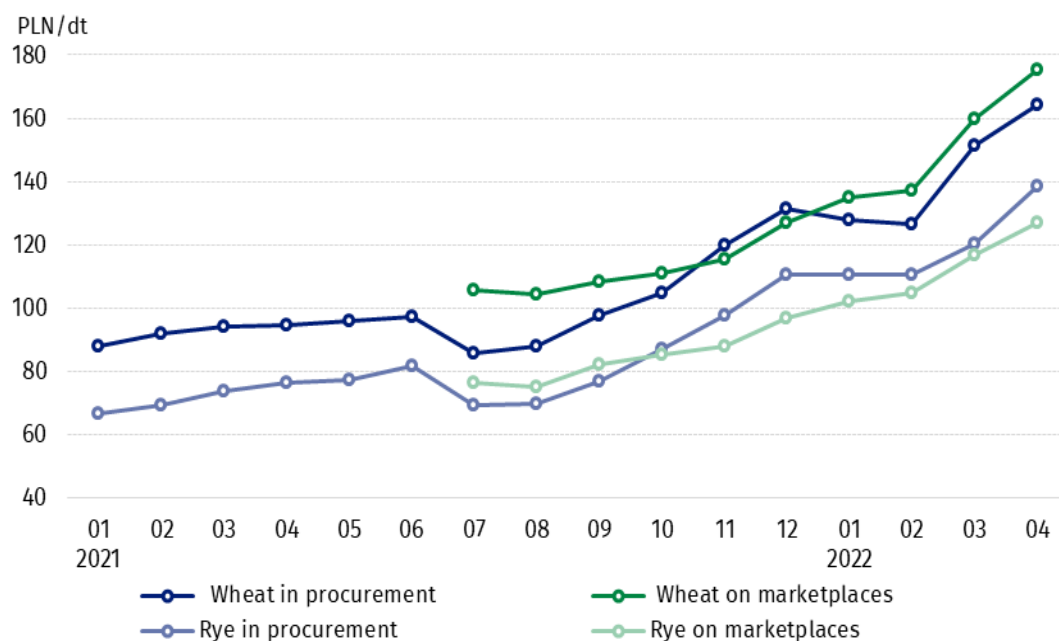


Chart 4. Procurement and marketplaces prices of potatoes

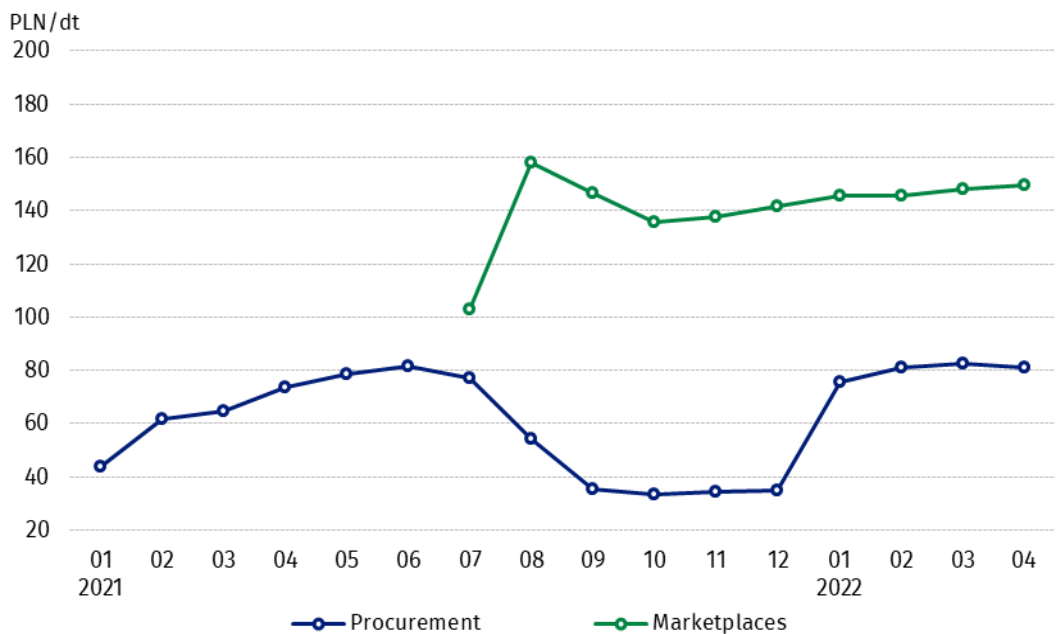


Chart 5. Procurement and marketplaces prices of cattle for slaughter and pigs for slaughter

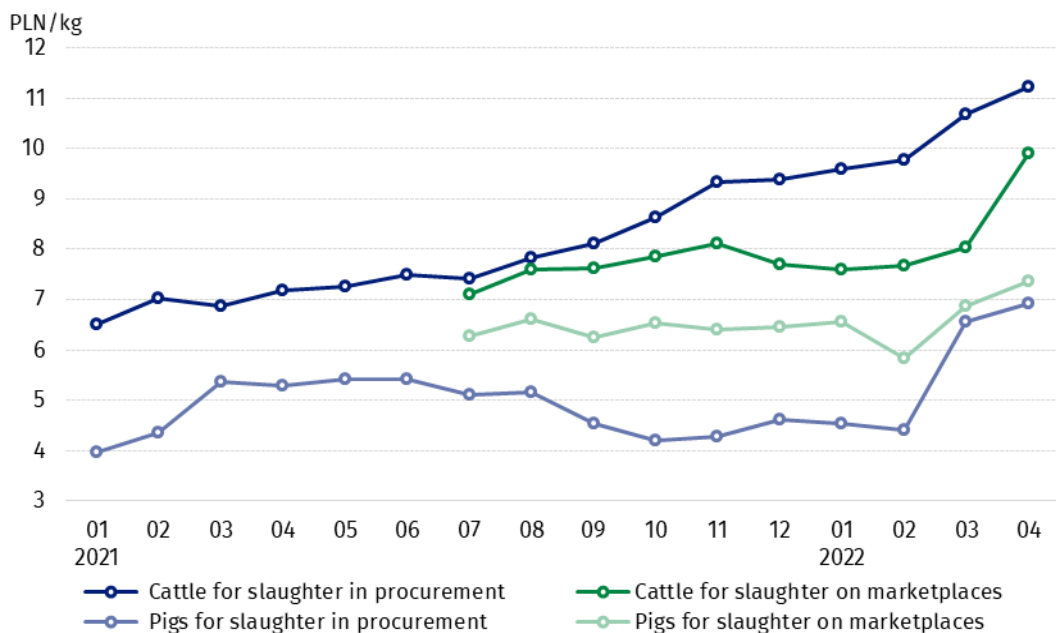
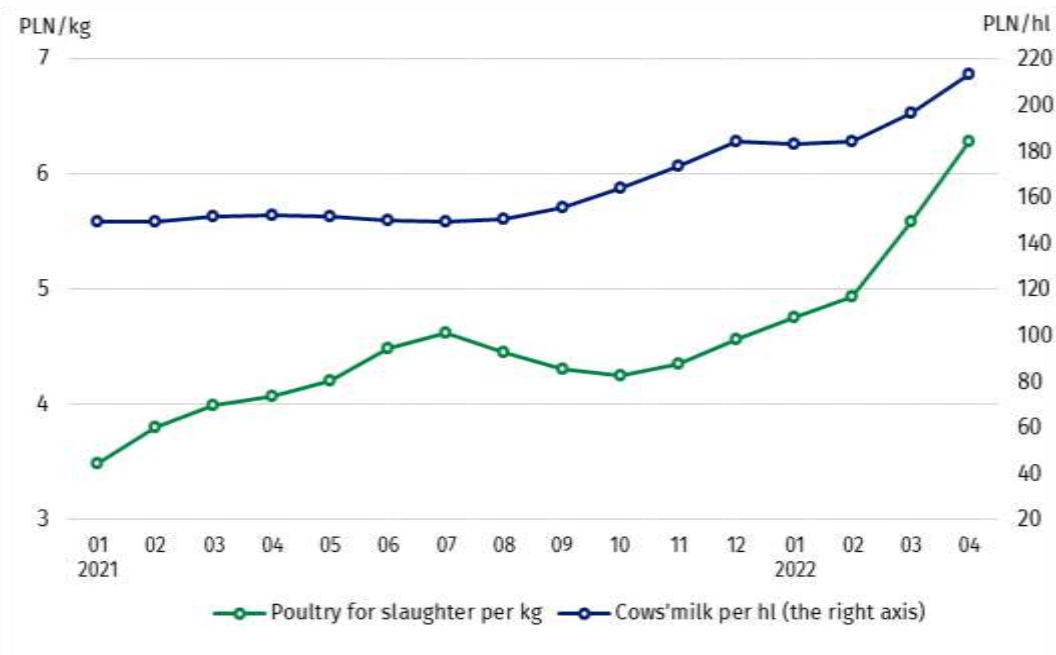


Chart 6. Procurement prices of poultry for slaughter and cows' milk



The differentiation of the level of prices of basic agricultural products in particular voivodships is presented in Table 2 for procurement prices and in Table 3 for prices obtained by farmers on marketplaces (Excel sheet).

In case of quoting Statistics Poland data, please provide information: "Source of data: Statistics Poland", and in case of publishing calculations made on data published by Statistics Poland, please include the following disclaimer: "Own study based on figures from Statistics Poland".

Prepared by:
Trade and Services Department

Director Ewa Adach-Stankiewicz
Phone: (+48 22) 608 31 24






Press Office

Phone: (+48 22) 608 38 04

e-mail: obslugaprasowa@stat.gov.pl

Issued by:
**The Spokesperson for the President
of Statistics Poland**

Karolina Banaszek
Phone: (+48) 695 255 011

-  www.stat.gov.pl/en/
-  [@StatPoland](https://twitter.com/StatPoland)
-  [@GlownyUrzadStatystyczny](https://www.facebook.com/GlownyUrzadStatystyczny)
-  [gus_stat](https://www.instagram.com/gus_stat)
-  [glownyurządstatystycznygus](https://www.youtube.com/glownyurządstatystycznygus)
-  [glownyurządstatystyczny](https://www.linkedin.com/company/glownyurządstatystyczny)

Related information

[Socio-economic situation of the country in 2022](#)

[Procurement and prices of agricultural products in 2020](#)

[Prices in the national economy in 2020](#)

Data available in databases

[BDL - Prices in agriculture \(monthly and annual data\)](#)

[DBW - Prices in agriculture \(monthly and annual data\)](#)

Terms used in official statistics

[Procurement of agricultural products](#)

[Procurement prices](#)

[Marketplace](#)

[Marketplace prices](#)