

Prices of agricultural products in March 2022

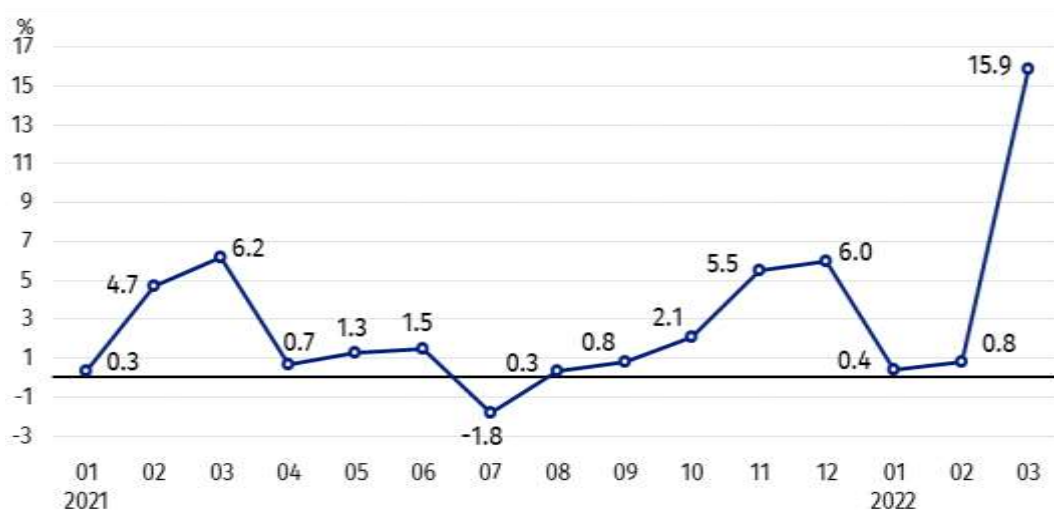
21.04.2022

↑ 35.9%

an increase in procurement prices of basic agricultural products in comparison with March 2021

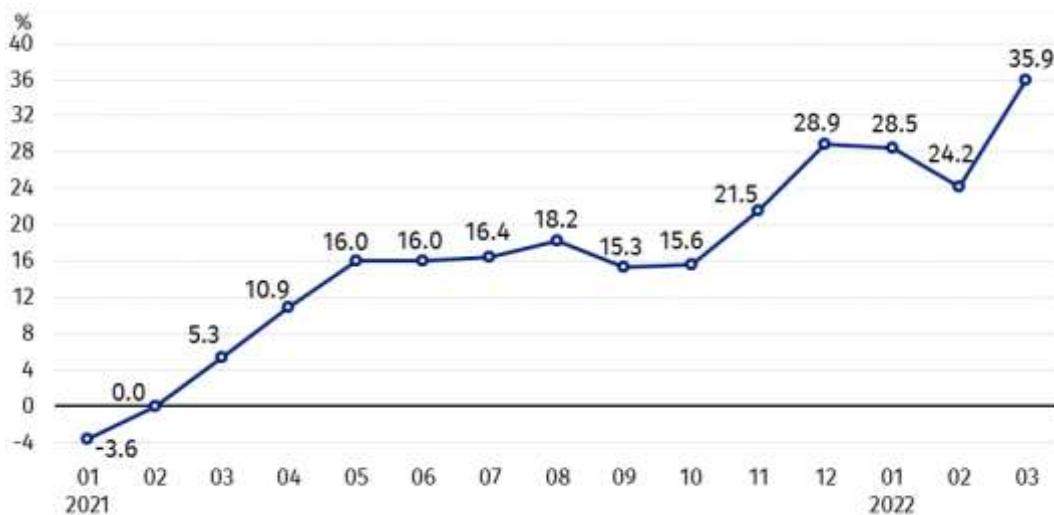
Procurement prices of basic agricultural products¹ increased in March 2022 in comparison with the previous month (by 15.9%) as well as while compared to the corresponding period of the last year (by 35.9%).

Chart 1. Changes in procurement prices of basic agricultural products in relation to the previous month



Much higher growth in procurement prices of basic agricultural products in March this year compared to February this year was mainly caused by an increase in the prices of pigs for slaughter and wheat

Chart 2. Changes in procurement prices of basic agricultural products in relation to the previous year



The prices of wheat, rye and cattle for slaughter increased the most on an annual basis

¹ Wheat, rye, cattle for slaughter, pigs for slaughter, poultry, cows' milk

Procurement prices and marketplace prices received by farmers

In March 2022 in comparison with the previous month procurement prices and marketplaces prices of all agricultural products increased, of which pigs for slaughter increased the most on both markets, but potatoes the least.

Procurement prices were also much higher compared to March 2021. The prices of cereal, cattle of slaughter and poultry increased the most.

Table 1. Prices of agricultural products (excluding VAT) in March 2022

Specification	Procurement prices			Marketplaces prices		
	03 2022			03 2022		
	in zloty	02 2022=100	03 2021=100	in zloty	02 2022=100	03 ^a 2021=100
Cereal grain² – per 1 dt						
Wheat	151.59	119.9	160.9	159.93	116.7	.
Rye	120.46	109.2	163.0	116.84	111.4	.
Barley	122.83	110.0	152.9	138.61	111.1	.
Triticale	131.84	116.9	162.9	134.06	112.2	.
Oat	104.88	108.8	166.8	117.75	116.1	.
Maize	125.63	114.0	146.6	153.87	113.0	.
Potatoes³– per 1 dt	82.74	102.3	128.2	147.97	101.7	.
Animals for slaughter – per kg						
Cattle (excluding calves) ⁴	10.68	109.4	155.3	8.03	104.6	.
of which young cattle	10.80	109.4	156.2	8.33	105.3	.
Pigs	6.56	149.2	122.4	6.88	118.2	.
Poultry	5.59	113.2	139.9	.	.	.
Cows' milk – per 1 hl	196.48	106.7	129.7	.	.	.

a – No data in March 2021 due to close the marketplaces because of the state of danger of COVID-19 disease, it was not possible to obtain data on prices of agricultural products on marketplaces.

Data on procurement prices were calculated on the basis of information on value and quantity of procurement by legal persons and independent organizational entities without legal personality (without natural persons). Indices of procurement prices and prices received by farmers on marketplaces were calculated on the basis of absolute data expressed with more precision than in the tables.

² Procurement prices – excluding sowing seed.

³ Procurement prices – total (of which: edible early kinds, seeds, edible late, industrial, of which starch). Marketplaces prices – edible excluding early kinds.

⁴ Marketplaces prices – average weighted price of cattle for slaughter calculated with the adoption of the structure of procurement quantity of young cattle and cows for slaughter.

Prices of major agricultural products in March 2022

In March 2022 procurement prices of **wheat** (151.59 PLN per dt) increased as related to the previous month (by 19.9%), as well as in comparison with corresponding period of the last year (by 60.9%). On marketplaces, 159.93 PLN was paid for 1 dt of wheat, i.e. by 16.7% more than in February 2022.

The price of **rye** in procurement amounted to 120.46 PLN per dt, and was higher by 9.2% than in February this year and by 63.0% higher than a year ago. In marketplace transactions, rye prices (116.84 PLN per dt) increased by 11.4% in relation to February 2022.

In March 2022 the price of **potatoes** in procurement (82.74 PLN per dt) increased by 2.3% on a monthly basis and by 28.2% - on an annual basis. On marketplaces, 147.97 PLN was paid per 1 dt of potatoes, i.e. by 1.7% more than in February 2022.

The procurement price of **cattle for slaughter** (10.68 PLN per kg) increased as related to the previous month, as well as in comparison with March 2021 - respectively by 9.4% and by 55.3%. On marketplaces 8.03 PLN per kg was paid for cattle for slaughter, i.e. by 4.6% more than a month ago.

In March 2022 the price of **pigs for slaughter** in procurement amounted 6.56 PLN per kg and was higher in comparison with the previous month by 49.2% and by 22.4% than a year ago. On marketplaces, 6.88 PLN was paid for 1 kg of this livestock, i.e. by 18.2% more than February 2022.

The procurement price of **poultry for slaughter** (5.59 PLN per kg) increased in relation to the February 2022 (by 13.2%), as well as in comparison with March 2021 (by 39.9%).

196.48 PLN was paid in procurement for 1 hl of **cows' milk**, i.e. by 6.7% more than in the previous month and by 29.7% more than a year ago.

Chart 3. Procurement and marketplaces prices of wheat and rye

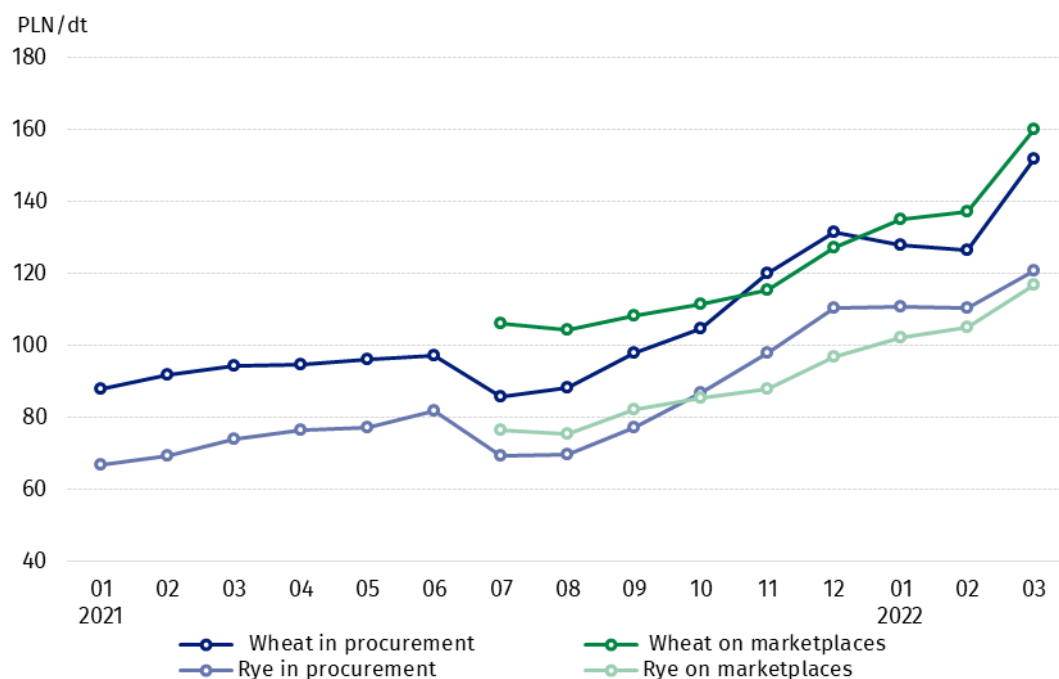


Chart 4. Procurement and marketplaces prices of potatoes

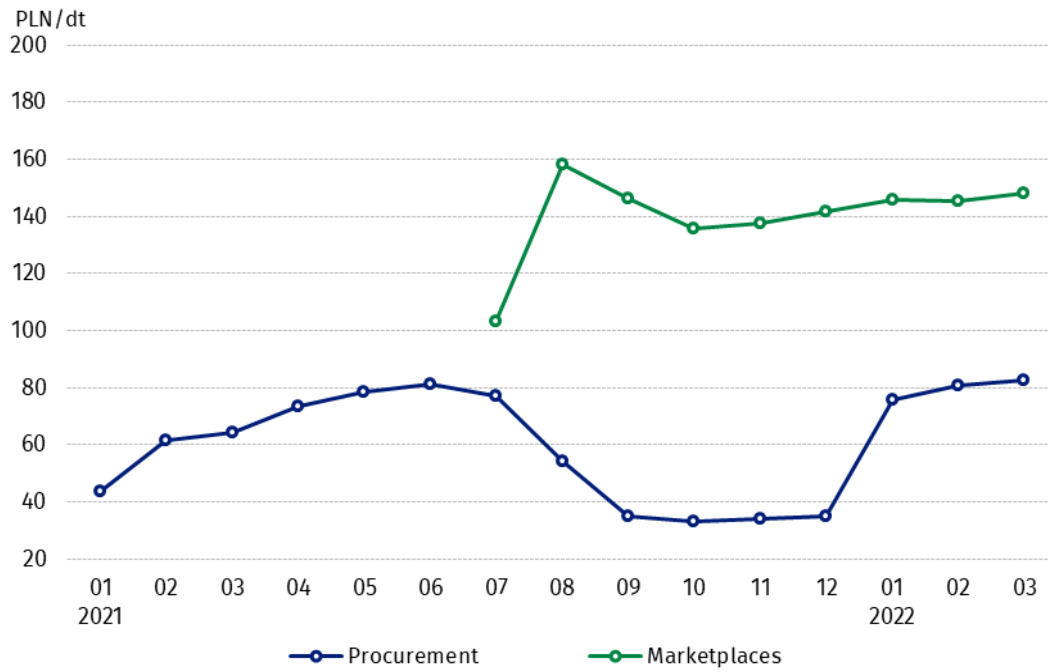


Chart 5. Procurement and marketplaces prices of cattle for slaughter and pigs for slaughter

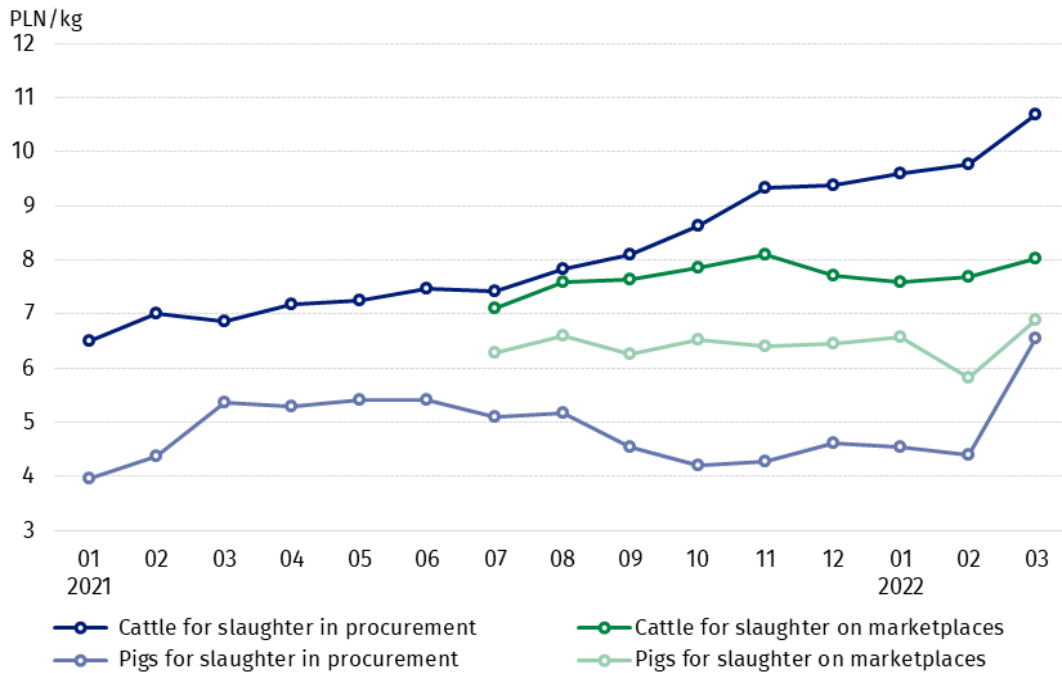
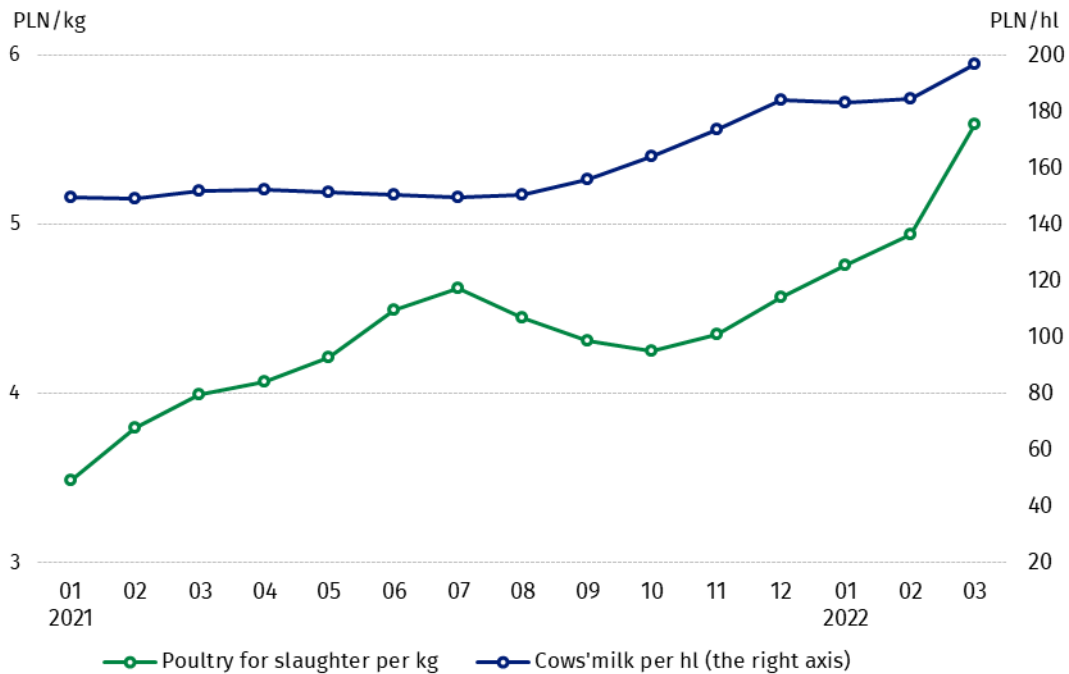


Chart 6. Procurement prices of poultry for slaughter and cows' milk



The differentiation of the level of prices of basic agricultural products in particular voivodships is presented in Table 2 for procurement prices and in Table 3 for prices obtained by farmers on marketplaces (Excel sheet).

In case of quoting Statistics Poland data, please provide information: "Source of data: Statistics Poland", and in case of publishing calculations made on data published by Statistics Poland, please include the following disclaimer: "Own study based on figures from Statistics Poland".

Prepared by:
Trade and Services Department

Director Ewa Adach-Stankiewicz
Phone: (+48 22) 608 31 24







Press Office

Phone: (+48 22) 608 38 04

e-mail: obslugaprasowa@stat.gov.pl

Issued by:
**The Spokesperson for the President
of Statistics Poland**

Karolina Banaszek
Phone: (+48) 695 255 011

-  www.stat.gov.pl/en/
-  [@StatPoland](https://twitter.com/StatPoland)
-  [@GlownyUrzadStatystyczny](https://www.facebook.com/GlownyUrzadStatystyczny)
-  [gus_stat](https://www.instagram.com/gus_stat)
-  [glownyurządstatystycznygus](https://www.youtube.com/glownyurządstatystycznygus)
-  [glownyurządstatystyczny](https://www.linkedin.com/company/glownyurządstatystyczny)

Related information

[Socio-economic situation of the country in 2022](#)

[Procurement and prices of agricultural products in 2020](#)

[Prices in the national economy in 2020](#)

Data available in databases

[BDL - Prices in agriculture \(monthly and annual data\)](#)

[DBW - Prices in agriculture \(monthly and annual data\)](#)

Terms used in official statistics

[Procurement of agricultural products](#)

[Procurement prices](#)

[Marketplace](#)

[Marketplace prices](#)