

Prices of agricultural products in January 2022

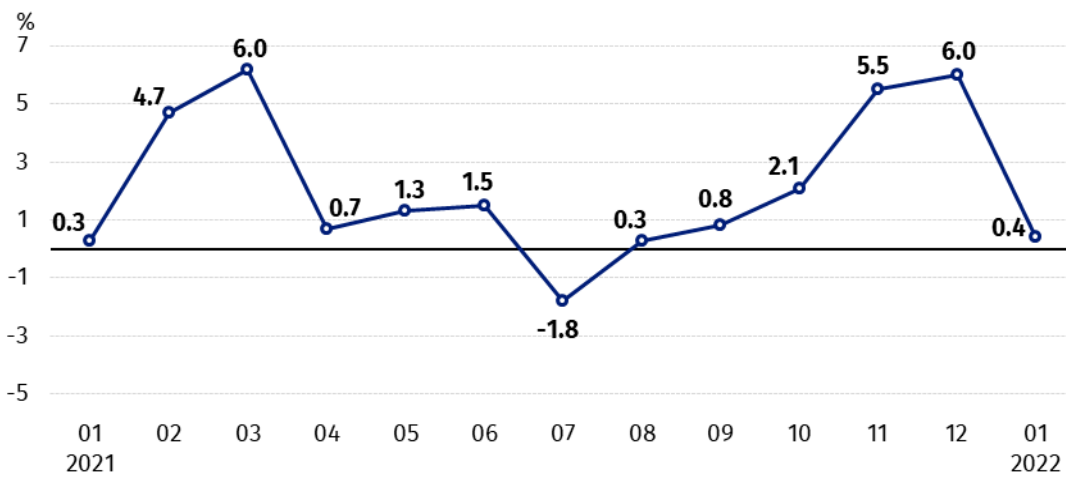
22.02.2022

↑ 28.5%

an increase in procurement prices of basic agricultural products in comparison with January 2021

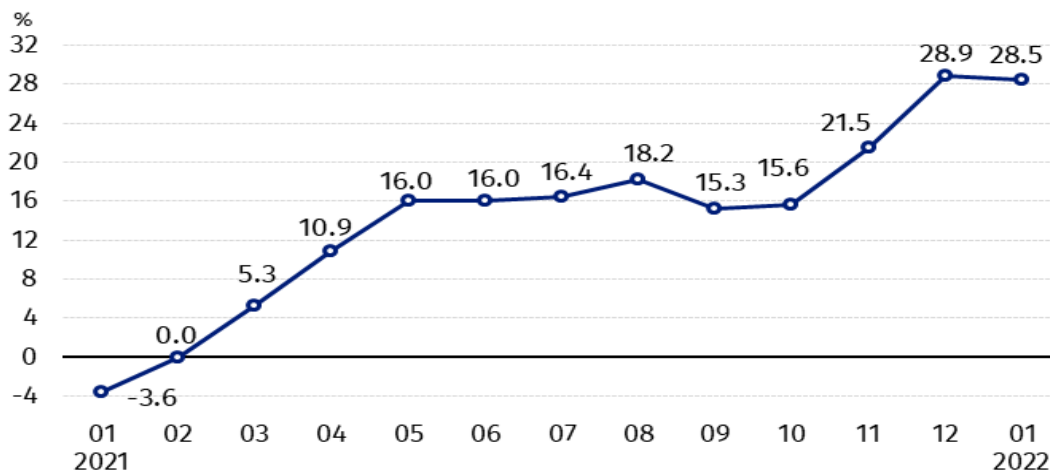
Procurement prices of basic agricultural products¹ increased in January 2022 in comparison with the previous month (by 0.4%) as well as while compared to the corresponding period of last year (by 28.5%).

Chart 1. Changes in procurement prices of basic agricultural products in relation to the previous month



In January 2022 procurement prices of rye, cattle for slaughter and poultry were higher than a month ago

Chart 2. Changes in procurement prices of basic agricultural products in relation to the previous year



Procurement prices of basic agricultural products in January 2022 were much higher than a year ago

¹ Wheat, rye, cattle for slaughter, pigs for slaughter, poultry, cows' milk

Procurement prices and marketplace prices received by farmers

In January 2022 in comparison with December last year procurement prices and marketplaces prices of most agricultural products increased. The prices of wheat, triticale, maize, pigs for slaughter and cows' milk in procurement and cattle for slaughter on marketplaces were lower.

Compared to January 2021, procurement prices of all agricultural products were higher.

Table 1. Prices of agricultural products (excluding VAT) in January 2022

SPECIFICATION	Procurement prices			Marketplaces prices		
	01 2022			01 2022		
	in zloty	12 2021=100	01 2021=100	in zloty	12 2021=100	01 ^a 2021=100
Cereal grain² – per 1 dt						
Wheat	127.94	97.5	145.6	134.98	106.4	.
Rye	110.49	100.1	166.0	102.21	105.7	.
Barley	110.40	106.8	154.0	121.94	109.2	.
Triticale	112.88	98.5	154.2	116.46	107.2	.
Oat	92.81	101.4	164.1	99.58	109.0	.
Maize	100.32	97.4	134.4	135.52	103.8	.
Potatoes³– per 1 dt	75.54	214.8	172.7	145.82	102.8	.
Animals for slaughter⁴ – per kg						
Cattle (excluding calves)	9.59	102.3	147.4	6.81	88.3	.
of which young cattle	9.78	102.3	148.0	7.87	99.0	.
Pigs	4.54	98.5	114.5	6.57	101.7	.
Poultry	4.76	104.2	136.4	.	.	.
Cows' milk – per 1 hl	182.96	99.4	122.5	.	.	.

a – No data in January 2021 due to close the marketplaces because of the state of danger of COVID-19 disease, it was not possible to obtain data on prices of agricultural products on marketplaces.

Data on procurement prices were calculated on the basis of information on value and quantity of procurement by legal persons and independent organizational entities without legal personality (without natural persons). Indices of procurement prices and prices received by farmers on marketplaces were calculated on the basis of absolute data expressed with more precision than in the tables.

Prices of major agricultural products in January 2022

In January 2022 procurement prices of **wheat** (127.94 PLN per dt) in relation to the previous month dropped (by 2.5%), however, they were higher than a year ago (by 45.6%). On marketplaces, 134.98 PLN was paid for 1 dt of wheat, i.e. by 6.4% more than in December 2021.

² Procurement prices – excluding sowing seed.

³ Marketplaces prices – edible excluding early kinds.

⁴ Marketplaces prices – average weighted price of cattle for slaughter calculated with the adoption of the structure of procurement quantity of young cattle and cows for slaughter.

The price of **rye** in procurement amounted to 110.49 PLN per dt, and was higher compared to the previous month (by 0.1%), and to January 2021 (by 66.0%). In marketplace transactions, rye prices (102.21 PLN per dt) increased by 5.7% in relation to December 2021.

In January 2022 the price of **potatoes** in procurement (75.54 PLN per dt) increased by 114.8% on a monthly basis and by 72.7% - on an annual basis. On marketplaces, 145.82 PLN was paid per 1 dt of potatoes, i.e. by 2.8% more than in December 2021.

The procurement price of **cattle for slaughter** (9.59 PLN per kg) increased as related to the previous month, as well as in comparison with January 2021 - respectively by 2.3% and by 47.4%. On marketplaces 6.81 PLN per kg was paid for cattle for slaughter, i.e. by 11.7% less than a month ago.

In January 2022 the price of **pigs for slaughter** in procurement amounted 4.54 PLN per kg and was lower in comparison with the previous month – by 1.5%, but higher in an annual terms – by 14.5%. On marketplaces, 6.57 PLN was paid for 1 kg of this livestock, i.e. by 1.7% more than in December 2021.

The procurement price of **poultry for slaughter** (4.76 PLN per kg) increased in relation to the December 2021 (by 4.2%), as well as in comparison with January 2021 (by 36.4%).

182.96 PLN was paid in procurement for 1 hl of **cows' milk**, i.e. by 0.6% less than in the previous month but by 22.5% more than a year ago.

Chart 3. Procurement and marketplaces prices of wheat and rye

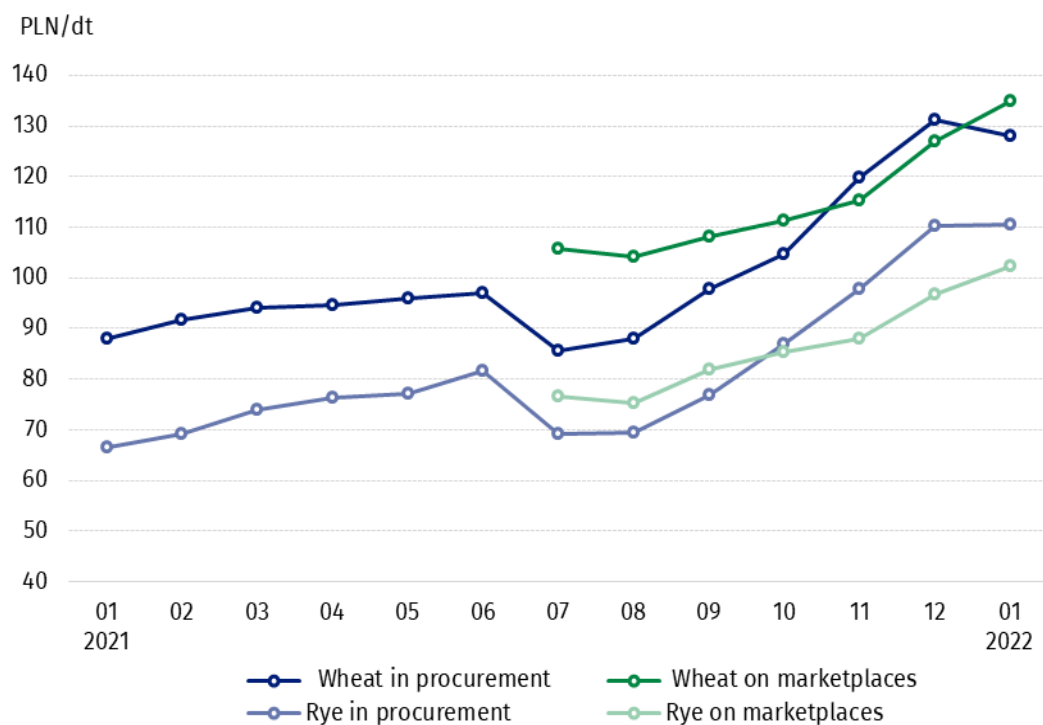


Chart 4. Procurement and marketplaces prices of potatoes

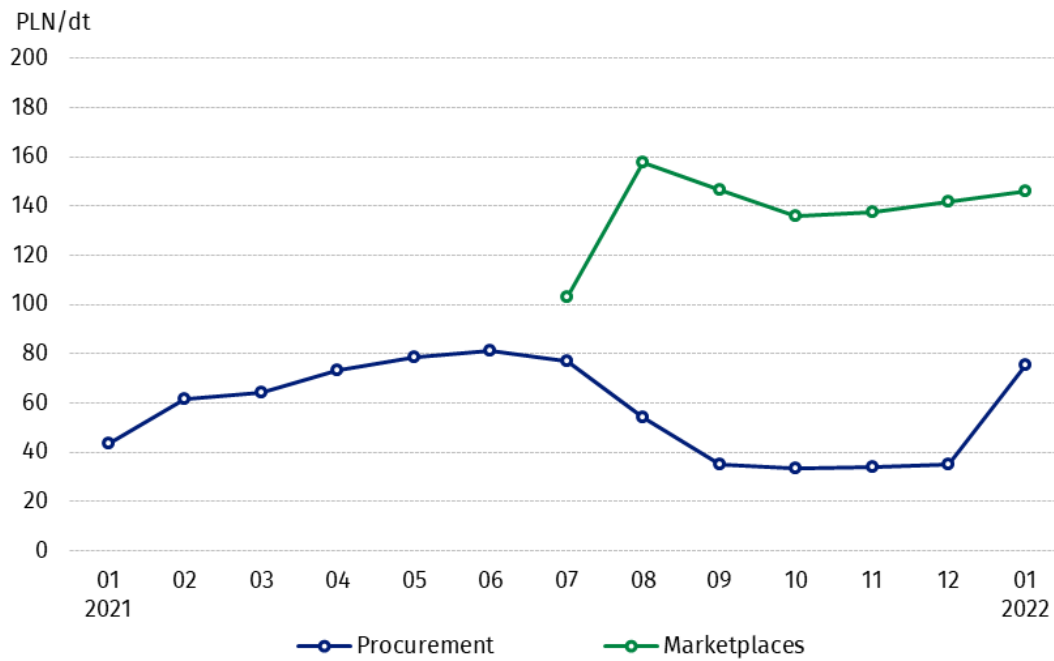


Chart 5. Procurement and marketplaces prices of cattle for slaughter and pigs for slaughter

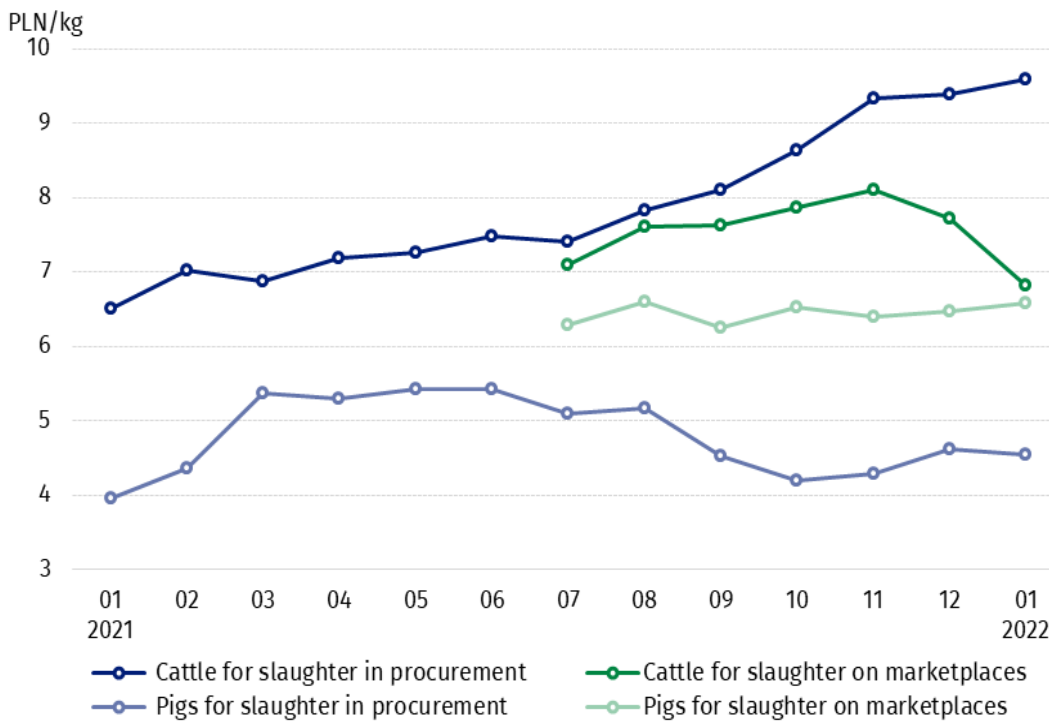
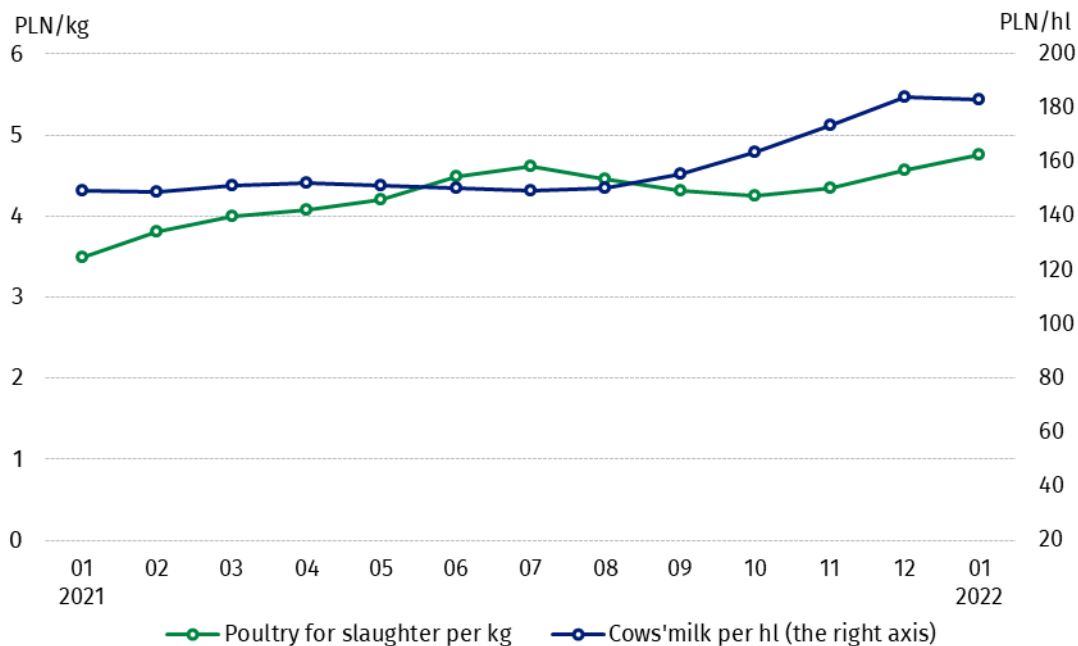


Chart 6. Procurement prices of poultry for slaughter and cows' milk



The differentiation of the level of prices of basic agricultural products in particular voivodships is presented in Table 2 for procurement prices and in Table 3 for prices obtained by farmers on marketplaces (Excel sheet). Due to the epidemiological situation (the threat of COVID-19 disease), it was not possible to obtain data on marketplace prices of agricultural products in some months of 2020 and 2021.

In case of quoting Statistics Poland data, please provide information: "Source of data: Statistics Poland", and in case of publishing calculations made on data published by Statistics Poland, please include the following disclaimer: "Own study based on figures from Statistics Poland".

Prepared by:
Trade and Services Department

Director Ewa Adach-Stankiewicz
Phone: (+48 22) 608 31 24

Press Office

Phone: (+48 22) 608 38 04

e-mail: obslugaprasowa@stat.gov.pl

Issued by:
**The Spokesperson for the President
of Statistics Poland**

Karolina Banaszek
Phone: (+48) 695 255 011

-  www.stat.gov.pl/en/
-  [@StatPoland](https://twitter.com/StatPoland)
-  [@GlownyUrzadStatystyczny](https://www.facebook.com/GlownyUrzadStatystyczny)
-  [gus_stat](https://www.instagram.com/gus_stat)
-  [glownyurządstatystycznygus](https://www.youtube.com/glownyurządstatystycznygus)
-  [glownyurządstatystyczny](https://www.linkedin.com/company/glownyurządstatystyczny)

Related information

[Socio-economic situation of the country in 2021](#)

[Procurement and prices of agricultural products in 2020](#)

[Prices in the national economy in 2020](#)

Data available in databases

[BDL - Prices in agriculture \(monthly and annual data\)](#)

[DBW - Prices in agriculture \(monthly and annual data\)](#)

Terms used in official statistics

[Procurement of agricultural products](#)

[Procurement prices](#)

[Marketplace](#)

[Marketplace prices](#)

