

Prices of agricultural products in March 2021

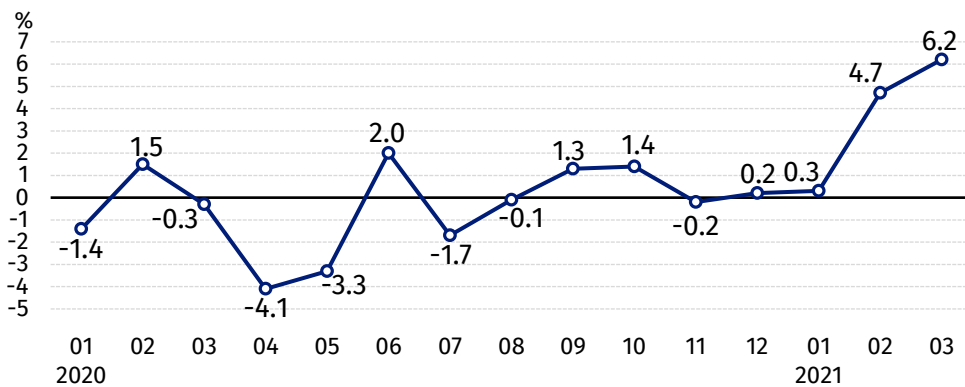
20.04.2021

↑ 5.3%

an increase in procurement prices of basic agricultural products in comparison with March 2020

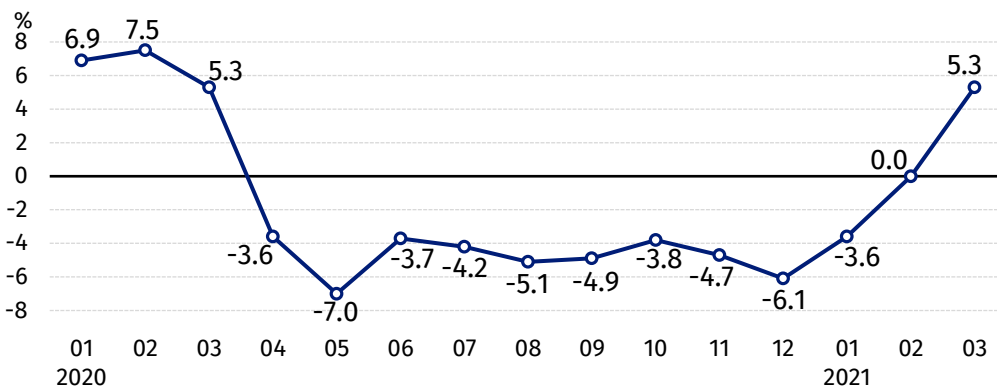
Procurement prices of basic agricultural products¹ increased in March 2021 in comparison with the previous month (by 6.2%) as well as while compared to the corresponding month of last year (by 5.3%).

Chart 1. Changes in procurement prices of basic agricultural products in relation to the previous month



In March 2021 the procurement prices of most basic agricultural products were higher than a month ago

Chart 2. Changes in procurement prices of basic agricultural products in relation to the corresponding month of the previous year



Procurement prices of basic agricultural products, except pigs for slaughter, in March 2021 were higher than those recorded in March 2020

Procurement prices

In March 2021 compared to February 2021 the procurement prices of most agricultural products increased, except oats and cattle for slaughter prices.

¹ Wheat, rye, cattle for slaughter, pigs for slaughter, poultry, cows' milk

The prices of most agricultural products were also higher in March 2021 in comparison with the corresponding month of the last year. However, in an annual terms, the prices of potatoes and pigs for slaughter decreased.

Table 1. Prices of agricultural products (excluding VAT) in March 2021

SPECIFICATION	Procurement prices			Marketplaces prices ^a		
	III 2021			III 2021		
	in zloty	II 2021=100	III 2020=100	in zloty	II 2021=100	III 2020=100
Cereal grain² – per 1 dt						
Wheat	94.20	102.7	126.9	.	.	.
Rye	73.88	106.9	131.2	.	.	.
Barley	80.35	105.8	119.9	.	.	.
Triticale	80.92	105.4	129.7	.	.	.
Oat	62.88	98.4	100.9	.	.	.
Maize	85.70	105.7	125.8	.	.	.
Potatoes – per 1 dt	64.55	104.9	70.9	.	.	.
Animals for slaughter – per kg						
Cattle (excluding calves)	6.87	97.9	110.0	.	.	.
of which young cattle	6.91	96.2	109.4	.	.	.
Pigs	5.36	123.0	85.3	.	.	.
Poultry	3.99	105.2	105.3	.	.	.
Cows' milk – per 1 hl	151.53	101.6	110.7	.	.	.

a – No data; due to the epidemiological situation (the state of danger of COVID-19 disease), it was not possible to obtain data on prices of agricultural products on marketplaces.

Data on procurement prices were calculated on the basis of information on value and quantity of procurement by legal persons and independent organizational entities without legal personality (without natural persons). Indices of procurement prices were calculated on the basis of absolute data expressed with more precision than in the tables.

Procurement prices of major agricultural products

In March 2021 procurement prices of **wheat** (94.20 PLN per dt) were higher both in relation to the previous month (by 2.7%) and in an annual terms (by 26.9%).

For **Rye** in procurement was paid 73.88 PLN per dt, i.e. by 6.9% more than in February 2021, and also by 31.2% more than in March 2020.

In March 2021 the price of **potatoes** in procurement amounted to on average 64.55 PLN per dt and was by 4.9% higher than in February this year. However, its decrease in an annual terms - by 29.1%, recorded since April 2020, has been kept.

The price of **cattle for slaughter** was at the level of 6.87 PLN per kg and was lower than in February 2021 (by 2.1%) but higher compared to March 2020 (by 10.0%).

In March 2021 price of **pigs for slaughter** (5.36 PLN per kg) increased in comparison with February this year by 23.0%, however for the eleventh month in a row was lower on an annual basis (by 14.7%).

Procurement price of **poultry for slaughter** (3.99 PLN per kg) was higher both as related to the previous month (by 5.2%), and to March 2020 (by 5.3%).

In March 2021 151.53 PLN was paid per 1 hl of **cows' milk** in procurement i.e more in comparison with February 2021 (by 1.6%) as well as compared to the corresponding month of the last year (by 10.7%).

In March 2021, both as related to the previous month and to March 2020, procurement prices of cereal grain (except oats) as well as poultry and cows' milk increased

² Procurement prices – excluding sowing seed.

Chart 3. Procurement and marketplaces prices of wheat and rye

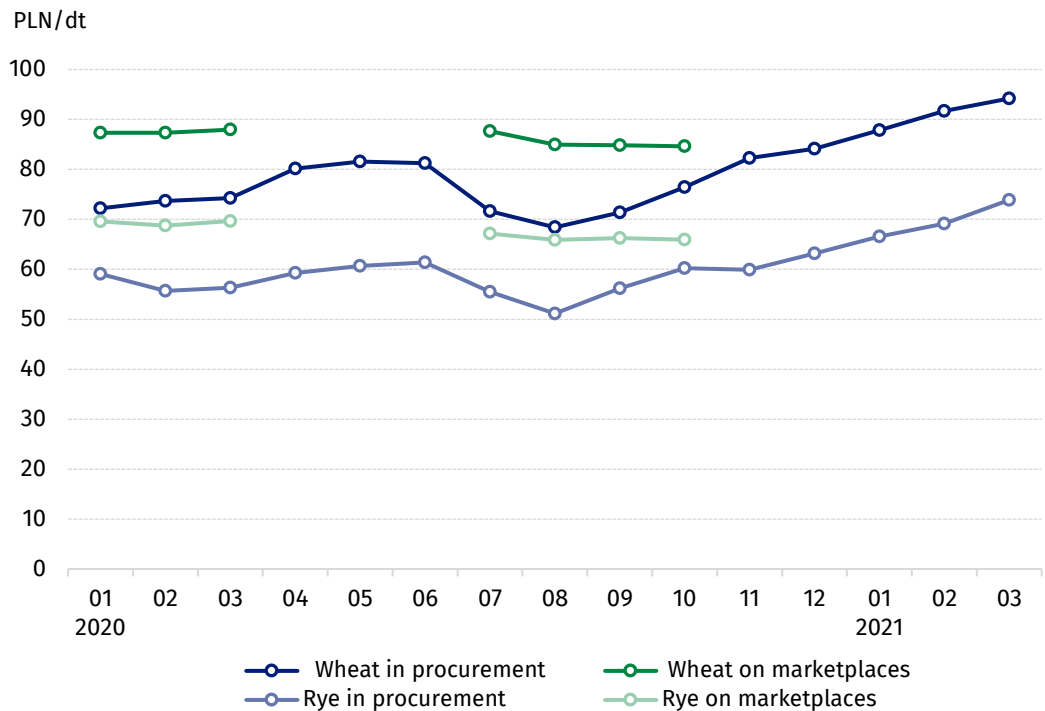


Chart 4. Procurement and marketplaces prices of potatoes

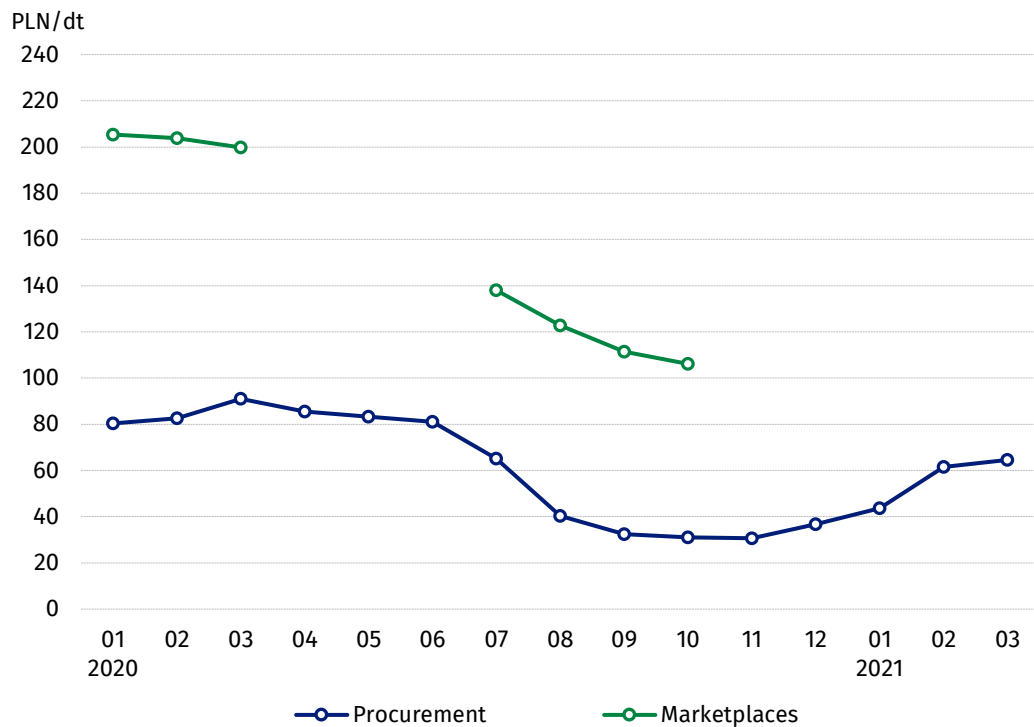


Chart 5. Procurement and marketplaces prices of cattle for slaughter and pigs for slaughter

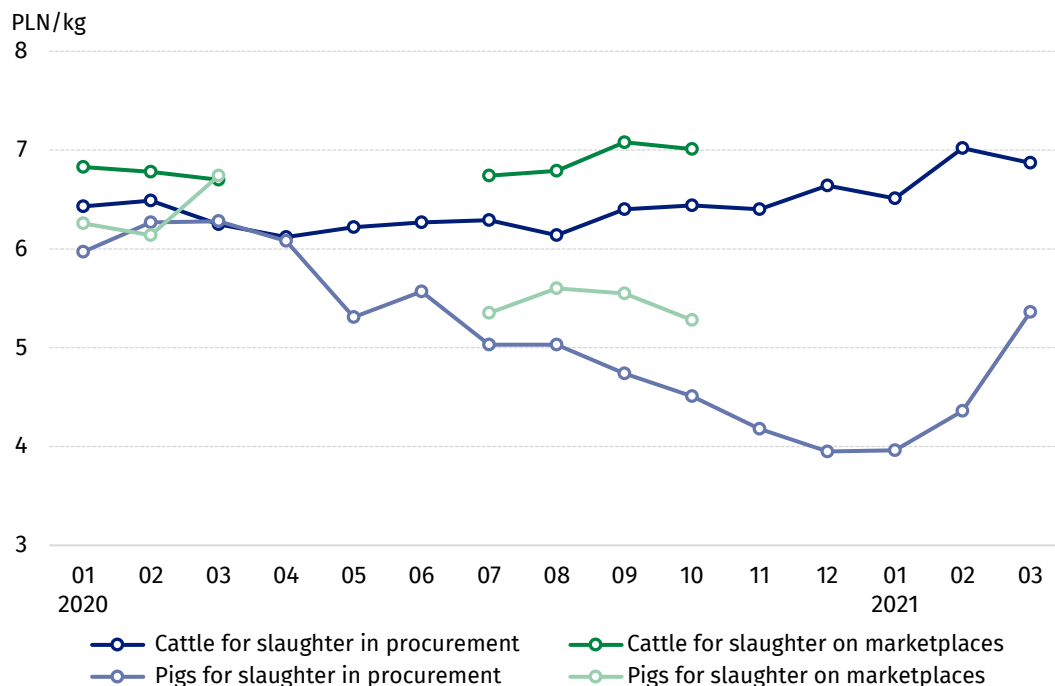
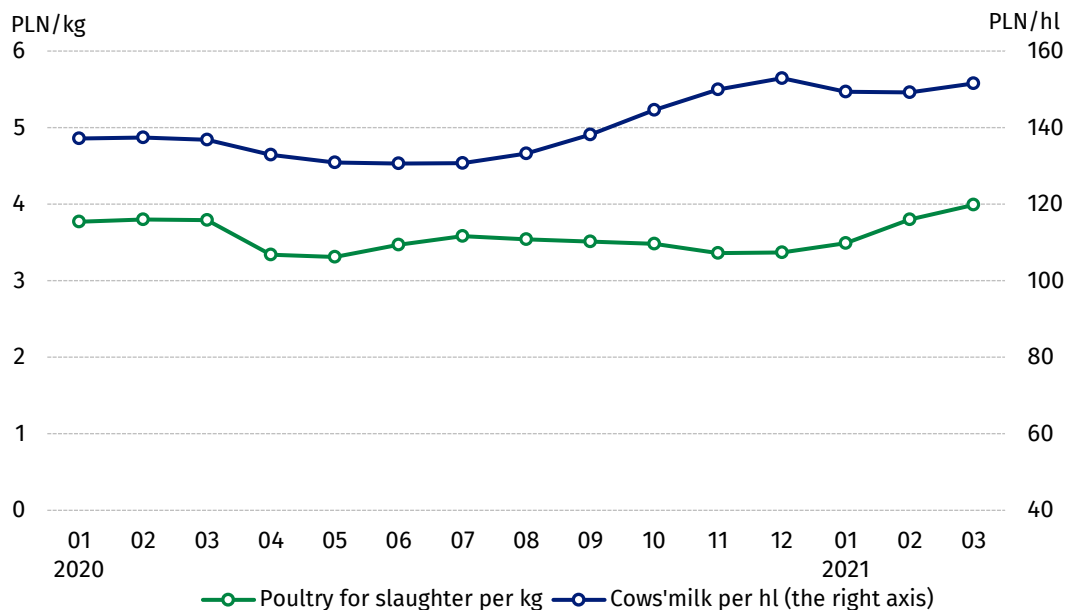


Chart 6. Procurement prices of poultry for slaughter and cows' milk



The differentiation of the level of procurement prices of basic agricultural products in particular voivodships is presented in Table 2. (Excel sheet).

In case of quoting Statistics Poland data, please provide information: "Source of data: Statistics Poland", and in case of publishing calculations made on data published by Statistics Poland, please include the following disclaimer: "Own study based on figures from Statistics Poland".

Prepared by:

Trade and Services Department
Director Ewa Adach-Stankiewicz

Office: tel. (+48 22) 608 30 67

Issued by:

The Spokesperson for the President
Of Statistics Poland

Karolina Banaszek

Mobile: (+48) 695 255 011

Press Office

Office: Tel.+48 22) 608 34 91. 22 608 38 04

e-mail: obslugaprasowa@stat.gov.pl



www.stat.gov.pl/en/



[@StatPoland](https://twitter.com/StatPoland)



[@GlownyUrzadStatystyczny](https://www.facebook.com/GlownyUrzadStatystyczny)

Related information

[Socio-economic situation of the country in 2021](#)

[Procurement and prices of agricultural products in 2019](#)

[Prices in the national economy in 2019](#)

Data available in databases

[BDL - Prices in agriculture \(monthly and annual data\)](#)

[DBW - Prices in agriculture \(monthly and annual data\)](#)

Terms used in official statistics

[Procurement of agricultural products](#)

[Procurement prices](#)

[Marketplace](#)

[Marketplace prices](#)