

Prices of agricultural products in November 2020

21.12.2020

↓ 4.7%

a decrease in procurement prices of basic agricultural products in comparison with November 2019

Procurement prices of basic agricultural products¹ decreased in November 2020 in comparison with the previous month (by 0.2%) as well as while compared to the corresponding period of the last year (by 4.7%).

Chart 1. Changes in procurement prices of basic agricultural products in relation to the previous month

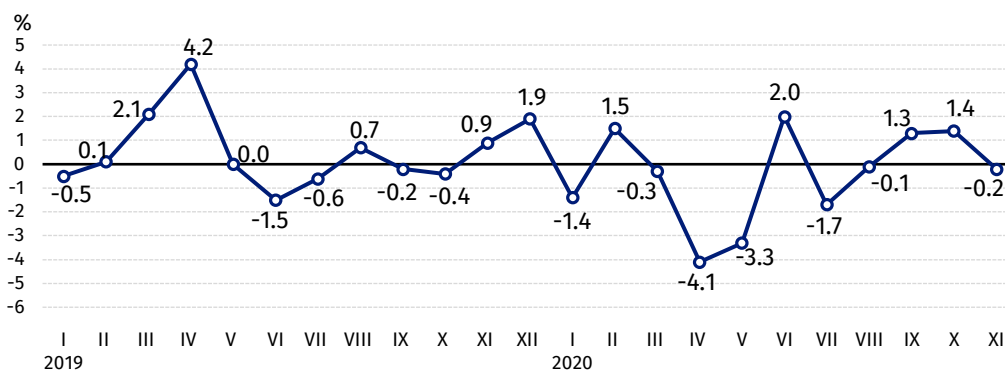
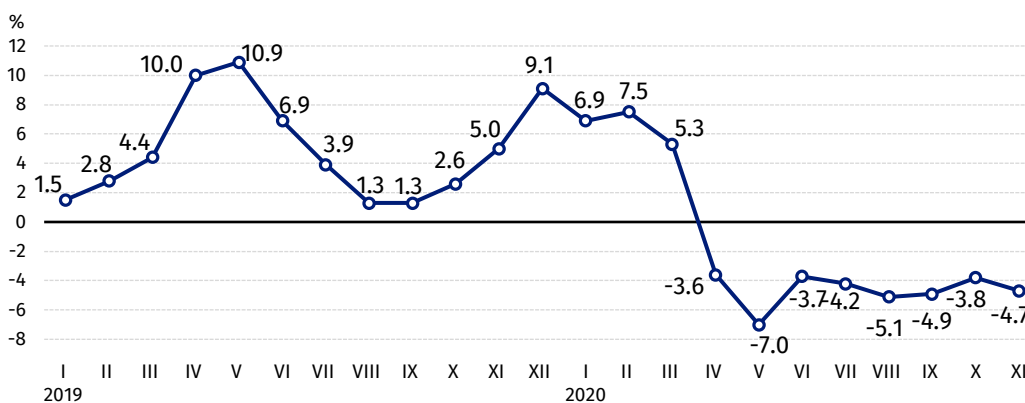


Chart 2. Changes in procurement prices of basic agricultural products in relation to the corresponding month of the previous year



The fall in procurement prices of basic agricultural products in November this year compared to October this year was related to rye, cattle for slaughter, pigs for slaughter and poultry

The procurement prices index of basic agricultural products in November this year compared to the corresponding month of the last year was mainly shaped by a long-lasting decline in prices of pigs for slaughter and poultry

Procurement prices

In November 2020 compared to October this year, prices of potatoes, animals for slaughter as well as poultry decreased. However, procurement prices of cereal grain, except rye increased.

¹ Wheat, rye, cattle for slaughter, pigs for slaughter, poultry, cows' milk

The prices of maize, potatoes, pigs for slaughter and poultry in November 2020 were lower than in the corresponding month of the previous year.

Table 1. Prices of agricultural products (excluding VAT) in November 2020

SPECIFICATION	Procurement prices			Marketplaces prices ^a		
	XI 2020			XI 2020		
	in zloty	X 2020=100	XI 2019=100	in zloty	X 2020=100	XI 2019=100
Cereal grain² – per 1 dt						
Wheat	82.30	107.7	120.5	.	.	.
Rye	59.88	99.4	110.2	.	.	.
Barley	66.42	100.1	100.3	.	.	.
Triticale	67.14	105.7	111.8	.	.	.
Oat	62.40	111.3	107.8	.	.	.
Maize	54.49	107.1	94.1	.	.	.
Potatoes – per 1 dt	30.67	98.9	77.2	.	.	.
Animals for slaughter – per kg						
Cattle (excluding calves)	6.40	99.3	101.0	.	.	.
of which young cattle	6.60	99.8	101.6	.	.	.
Pigs	4.18	92.7	71.2	.	.	.
Poultry	3.36	96.7	88.8	.	.	.
Cows' milk – per 1 hl	149.98	103.7	108.5	.	.	.

a – No data due to the valid decision to close the marketplaces because of the state of danger of COVID-19 disease, it was not possible to obtain data on prices of agricultural products on marketplaces.

Data on procurement prices were calculated on the basis of information on value and quantity of procurement by legal persons and independent organizational entities without legal personality (without natural persons). Indices of procurement prices were calculated on the basis of absolute data expressed with more precision than in the tables.

Procurement prices of major agricultural products

In November 2020 procurement prices of **wheat** (82.30 PLN per dt) were higher both in relation to the previous month and in an annual terms - respectively by 7.7% and by 20.5%.

For **Rye** in procurement were paid 59.88 PLN per dt, i.e. by 0.6% less than in October this year, but by 10.2% more in comparison with corresponding month of the previous year.

In November 2020 the price of **potatoes** in procurement amounted to on average 30.67 PLN per dt. On a monthly basis the fall in prices by 1.1% was recorded and in annual terms – by 22.8%.

The price of **cattle for slaughter** was at the level of 6.40 PLN per kg and was lower by 0.7% than in October 2020 but was higher in comparison with November 2019 - by 1.0%

In November 2020 price of **pigs for slaughter** (4.18 PLN per kg) decreased on a monthly basis (by 7.3%) as well as on an annual basis (by 28.8%).

Procurement price of **poultry for slaughter** on a monthly basis dropped by 3.3% to the level 3.36 PLN per kg and as related to the corresponding month of the last year – by 11.2%.

In November 2020 149.98 PLN was paid per 1 hl of **cows' milk** in procurement i.e more in comparison with the previous month (by 3.7%) as well as with November last year (by 8.5%).

In November this year both as related to October 2020 and to the corresponding month of the previous year prices of potatoes, pigs for slaughter and poultry decreased

² Procurement prices – excluding sowing seed.

Chart 3. Procurement and marketplaces prices of wheat and rye

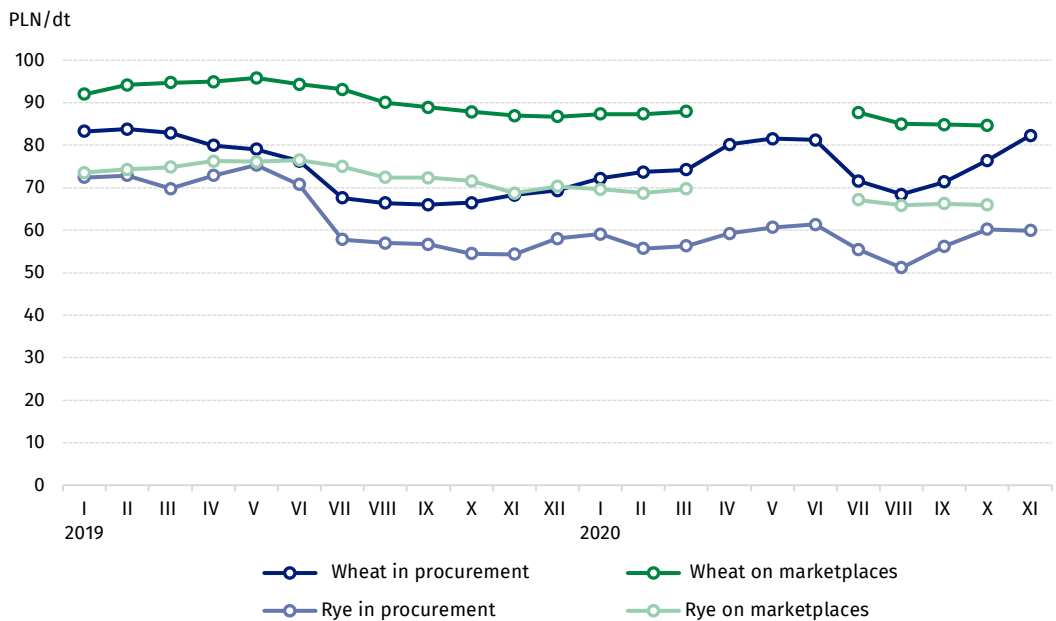


Chart 4. Procurement and marketplaces prices of potatoes



Chart 5. Procurement and marketplaces prices of cattle for slaughter and pigs for slaughter

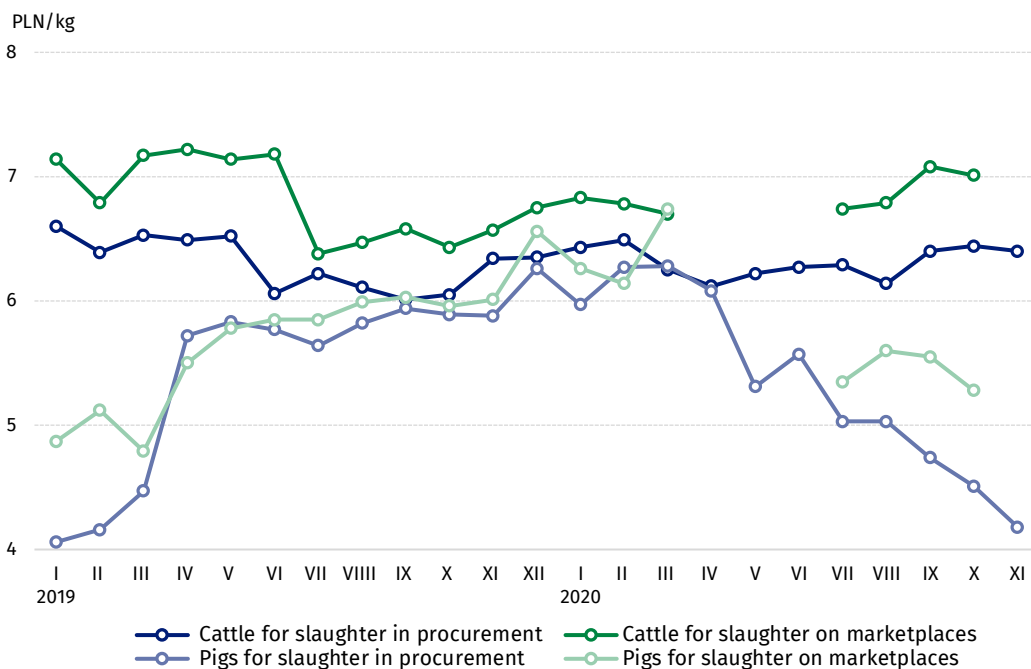
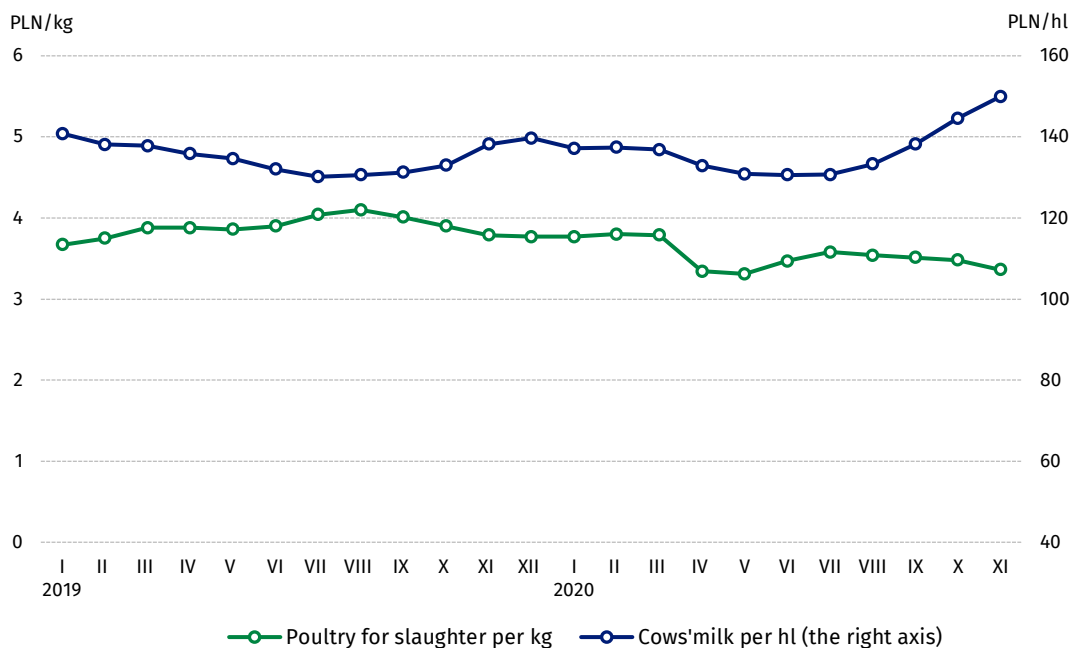


Chart 6. Procurement prices of poultry for slaughter and cows' milk



The differentiation of the level of procurement prices of basic agricultural products in particular voivodships is presented in Table 2. (Excel sheet).

In case of quoting Statistics Poland data, please provide information: "Source of data: Statistics Poland", and in case of publishing calculations made on data published by Statistics Poland, please include the following disclaimer: "Own study based on figures from Statistics Poland".

Prepared by:

Trade and Services Department

Director Ewa Adach-Stankiewicz

Office: tel. (+48 22) 608 30 67

Issued by:

The Spokesperson for the President

Of Statistics Poland

Karolina Banaszek

Mobile: (+48) 695 255 011

Press Office

Office: Tel.+48 22) 608 34 91. 22 608 38 04

e-mail: obslugaprasowa@stat.gov.pl



www.stat.gov.pl/en/



[@StatPoland](https://twitter.com/StatPoland)



[@GlownyUrzadStatystyczny](https://www.facebook.com/GlownyUrzadStatystyczny)

Related information

[Information on the socio-economic situation of the country in 2020](#)

[Procurement and prices of agricultural products in 2019](#)

[Prices in the national economy in 2014-2018](#)

Data available in databases

[BDL - Prices in agriculture \(monthly and annual data\)](#)

[DBW - Prices in agriculture \(monthly and annual data\)](#)

Terms used in official statistics

[Procurement of agricultural products](#)

[Procurement prices](#)

[Marketplace](#)

[Marketplace prices](#)