

23.11.2020

Prices of agricultural products in October 2020

↓ 3.8%

a decrease in procurement prices of basic agricultural products in comparison with October 2019

Procurement prices of basic agricultural products¹ increased in October 2020 as related to the previous month by 1.4%, while were still lower compared with the corresponding period of the previous year decreased - by 3.8%.

Chart 1. Changes in procurement prices of basic agricultural products in relation to the previous month

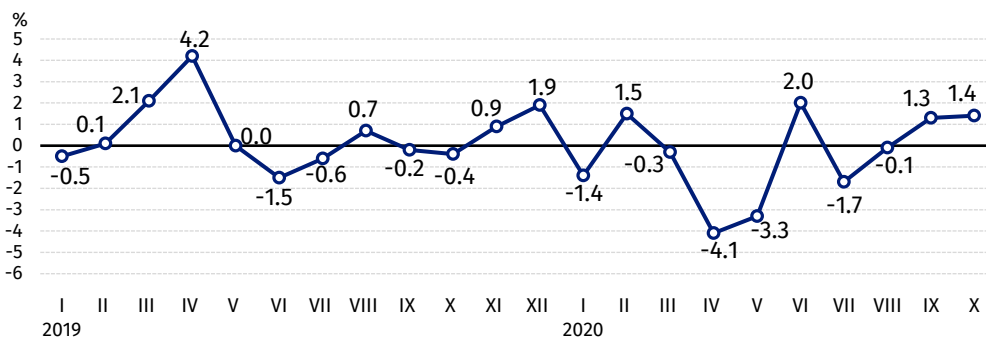
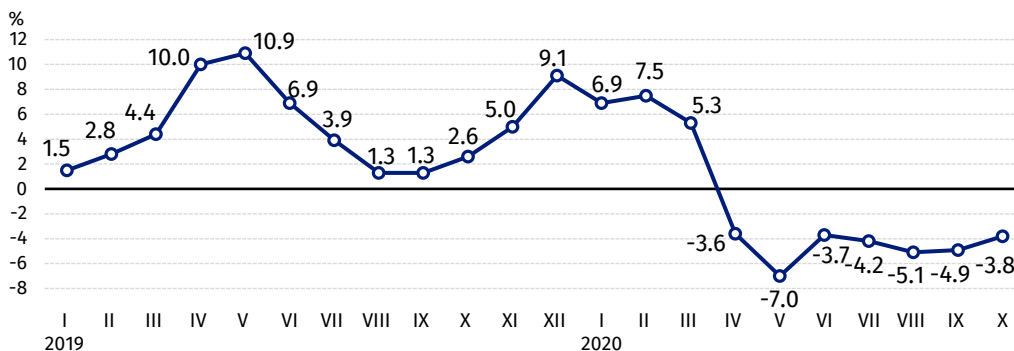


Chart 2. Changes in procurement prices of basic agricultural products in relation to the corresponding month of the previous year



Higher procurement prices of basic agricultural products in October 2020 in relation to September 2020 were the result of prices growth of wheat, rye, cattle for slaughter and cow's milk

The fall in procurement prices of basic agricultural products in October this year compared to the same month of the last year was mainly related to pigs for slaughter and poultry prices

Procurement prices and marketplace prices received by farmers

In October 2020 compared to the September this year, procurement prices of most agricultural products increased except maize and poultry prices. However decrease in prices of most agricultural products was observed on marketplaces. On both markets were less paid for potatoes and pigs for slaughter.

Compared with the corresponding month of the previous year, in October 2020, in procurement the prices of most agricultural products were higher, except prices of poultry. In marketplace transactions the prices of most agricultural products were lower. On both markets the prices of oats, potatoes and pigs for slaughter decreased but prices of maize and cattle for slaughter increased.

¹ Wheat, rye, cattle for slaughter, pigs for slaughter, poultry, cows' milk

Table 1. Prices of agricultural products (excluding VAT) in October 2020

| SPECIFICATION | Procurement prices | | | Marketplaces prices | | |
|---|--------------------|----------------|---------------|---------------------|----------------|---------------|
| | X 2020 | | | X 2020 | | |
| | in zloty | IX 2020=100 | X 2019=100 | in zloty | IX 2020=100 | X 2019=100 |
| Cereal grain² – per 1 dt | | | | | | |
| Wheat | 76.42 | 107.1 | 115.0 | 84.62 | 99.7 | 96.3 |
| Rye | 60.24 | 107.2 | 110.5 | 65.92 | 99.5 | 92.1 |
| Barley | 66.38 | 101.7 | 101.7 | 77.79 | 98.9 | 93.9 |
| Triticale | 63.53 | 104.1 | 102.4 | 73.81 | 99.1 | 95.5 |
| Oat | 56.07 | 101.0 | 92.3 | 67.86 | 98.0 | 92.4 |
| Maize | 50.88 | 62.5 | 103.7 | 106.73 | 102.0 | 108.3 |
| Potatoes³– per 1 dt | 31.00 | 95.4 | 83.7 | 106.12 | 95.3 | 49.3 |
| Animals for slaughter⁴ – per kg | | | | | | |
| Cattle (excluding calves) | 6.44 | 100.7 | 106.4 | 7.01 | 99.0 | 109.0 |
| of which young cattle | 6.61 | 101.2 | 107.2 | 7.34 | 99.5 | 109.1 |
| Pigs | 4.51 | 95.1 | 76.6 | 5.28 | 95.1 | 88.6 |
| Poultry | 3.48 | 99.2 | 89.1 | . | . | . |
| Cows' milk – per 1 hl | 144.59 | 104.7 | 108.8 | . | . | . |

Data on procurement prices were calculated on the basis of information on value and quantity of procurement by legal persons and independent organizational entities without legal personality (without natural persons). Indices of procurement prices and prices received by farmers on marketplaces were calculated on the basis of absolute data expressed with more precision than in the tables.

Prices of major agricultural products in October 2020

In October 2020 procurement prices of wheat (76.42 PLN/dt) were higher both in relation to the previous month and in annual terms – respectively by 7.1% and by 15.0%. On marketplaces per 1 dt of wheat was paid 84.62 PLN, i.e. less in comparison with September this year (by 0.3%) as well as with October last year (by 3.7%).

For **rye** in procurement was paid 60.24 PLN/dt i.e. by 7.2% more than in September this year and by 10.5% more compared to the same month of the last year. However in marketplace transactions the prices of rye decreased to 65.92 PLN per dt, i.e. on a monthly basis were lower by 0.5%, and in an annual terms – by 7.9%.

In October 2020 for **potatoes** in procurement was paid on average 31.00 PLN/ -per dt. On a monthly basis the fall in prices amounted to 4.6% and in annual terms –16.3%. The price of potatoes on marketplaces (106.12 PLN/per dt) was also lower in comparison with the previous month (by 4,7%) as well as with October last year (by 50.7%).

Procurement price of **cattle for slaughter** was at the level 6.44 PLN/per kg and was higher than in September this year by 0,7% and in annual terms – by 6.4%. In marketplace transactions for cattle for slaughter was paid 7.01 PLN/per kg i.e. by 1.0% less than in September this year and by 9.0% more than in a year ago.

In October this year the price of **pigs for slaughter** in procurement amounted to 4.51 PLN/per kg and was lower both on a monthly basis and in annual terms – respectively by 4.9% and by

In October this year both as related to September 2020 and to the corresponding month of the previous year on the both markets prices of potatoes and pigs for slaughter decreased

² Procurement prices – excluding sowing seed.

³ Marketplaces prices – edible excluding early kinds.

⁴ Marketplaces prices – average weighted price of cattle for slaughter calculated with the adoption of the structure of procurement quantity of young cattle and cows for slaughter.

23.4%. Prices of pigs for slaughter dropped also on marketplaces, 5.28 PLN was paid for 1 kg of livestock. i.e. by 4.9% less than in September this year and by 11.4% less than a year ago.

Procurement prices of **poultry for slaughter** on a monthly basis dropped by 0.8% to the level 3.48 PLN/per kg, and were lower by 10.9% in comparison with the corresponding month of the last year.

In October 2020 for 1 hl of **cows' milk** in procurement was paid 144.59 PLN i.e. more than in comparison with the previous month (by 4.7%) as well as with October last year (by 8.8%).

Chart 3. Procurement and marketplaces prices of wheat and rye

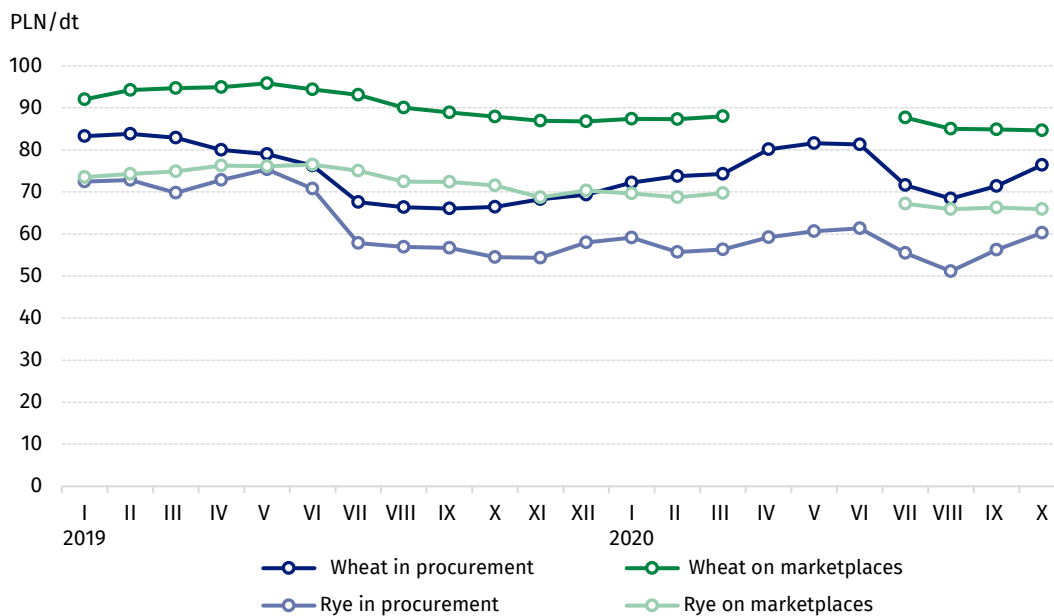


Chart 4. Procurement and marketplaces prices of potatoes

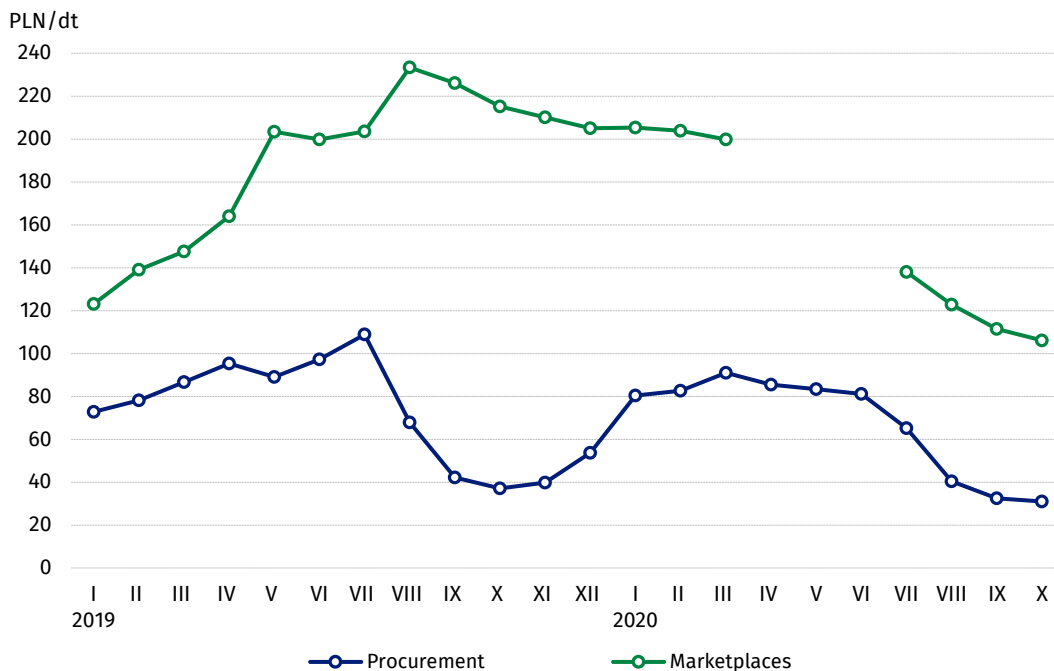


Chart 5. Procurement and marketplaces prices of cattle for slaughter and pigs for slaughter

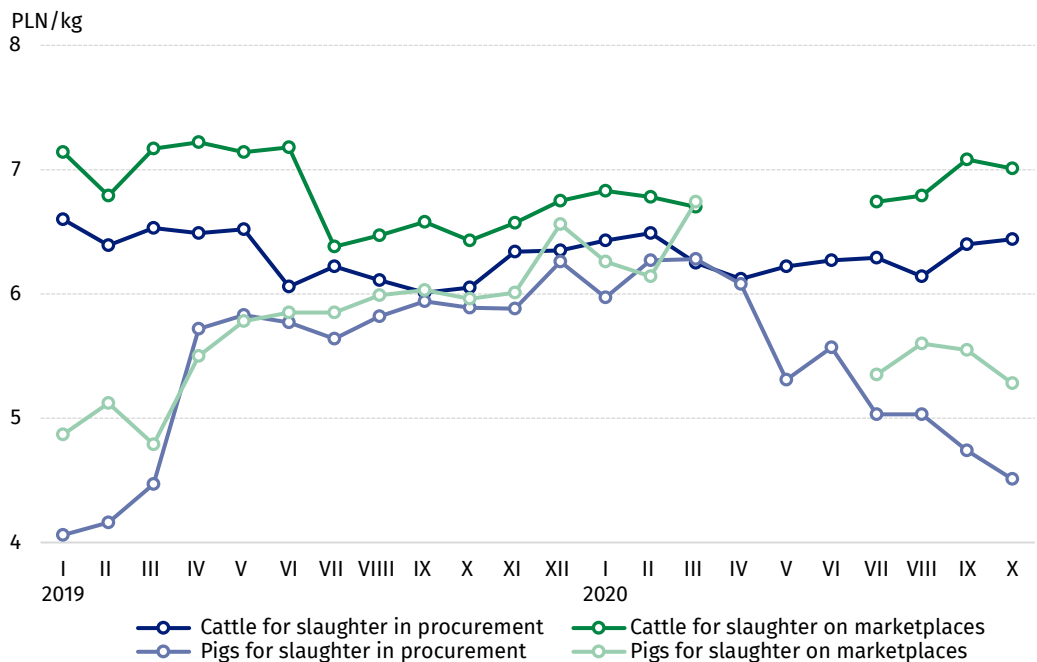
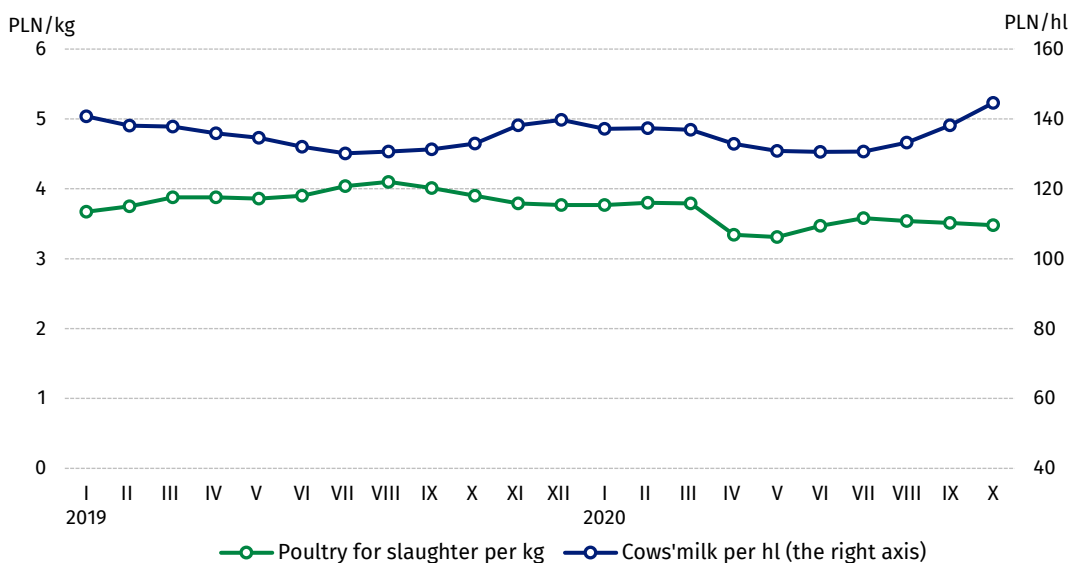


Chart 6. Procurement prices of poultry for slaughter and cows' milk



The differentiation of the level of prices of basic agricultural products in particular voivodships is presented in Table 2 for procurement prices and in Table 3 for prices obtained by farmers on marketplaces (Excel sheet).

In case of quoting Statistics Poland data, please provide information: "Source of data: Statistics Poland", and in case of publishing calculations made on data published by Statistics Poland, please include the following disclaimer: "Own study based on figures from Statistics Poland".

Prepared by:

Trade and Services Department
Director Ewa Adach-Stankiewicz

Office: tel. (+48 22) 608 30 67

Issued by:

The Spokesperson for the President
Of Statistics Poland

Karolina Banaszek

Mobile: (+48) 695 255 011

Press Office

Office: tel. (+48 22) 608 34 91, 608 38 04

e-mail: obslugaprasowa@stat.gov.pl



www.stat.gov.pl/en/



[@StatPoland](https://twitter.com/StatPoland)



[@GlownyUrzadStatystyczny](https://www.facebook.com/GlownyUrzadStatystyczny)

Related information

[Information on the socio-economic situation of the country in 2020](#)

[Procurement and prices of agricultural products in 2019](#)

[Prices in the national economy in 2014-2018](#)

Data available in databases

[BDL - Prices in agriculture \(monthly and annual data\)](#)

[DBW - Prices in agriculture \(monthly and annual data\)](#)

Terms used in official statistics

[Procurement of agricultural products](#)

[Procurement prices](#)

[Marketplace](#)

[Marketplace prices](#)