

Price indices of sold production of industry in March 2020

21.04.2020


0.5%

the drop of producer prices in industry in comparison with March 2019

According to preliminary data in March 2020 the prices of sold production of industry decreased both compared to the same month of the previous year and compared to February 2020 by 0.5% each.

Table 1. Price indices of sold production of industry in March 2020

SPECIFICATION	II 2020=100		III 2020=100		I-III 2020	
	I 2020=100	corresponding period 2019=100	II 2020=100	XII 2019=100	I-III 2019	
TOTAL	99.8	100.2*	99.5	99.5	99.4	100.2
Mining and quarrying	99.0*	97.1*	95.3	97.6	97.0	98.0
Manufacturing	99.7	99.8	99.2	99.5	99.1	99.8
Electricity, gas, steam and air conditioning supply	100.7	103.5	103.3	100.0	102.2	103.2
Water supply; sewerage, waste management and remediation activities	100.4*	105.6*	105.9	100.4	103.9	105.7

* Data revised.

According to preliminary data, **the prices of sold production of industry** in March 2020 fell by 0.5% in comparison with the previous month. The deepest drop of prices was recorded in **mining and quarrying** by 2.4%, of which in mining of metal ores by 6.7% with the growth of prices in mining of coal and lignite by 0.8%. The prices in **manufacturing** decreased by 0.5%. The deepest drop of prices was recorded in manufacture of coke and refined petroleum products (by 16.7%). The drop of prices was also in manufacture of tobacco products (by 0.2%). The prices in manufacture of beverages remained unchanged in comparison with month before. However, the growth of prices was recorded, among others, in manufacture: of textiles (by 0.2%), of rubber and plastic products, of computer, electronic and optical products (by 0.3% each), of leather and related products, of chemicals and chemical products, of electrical equipment (by 0.4% each), of paper and paper products, of other transport equipment (by 0.5% each), of other non-metallic mineral products, of metal products, of machinery and equipment, of furniture (by 0.6% each), of wearing apparel, printing and reproduction of recorded media, of motor vehicles, trailers and semi-trailers (by 0.7% each), of pharmaceutical products (by 0.8%), of food products (by 0.9%), of products of wood, cork, straw and wicker (by 1.0%), of basic metals (by 1.3%). The prices in section **electricity, gas, steam and air conditioning supply** remained unchanged in comparison with month before. The prices in section **water supply; sewerage, waste management and remediation activities** increased by 0.4%.

Among divisions of manufacturing in March 2020 in comparison with the previous month the prices the most decreased in manufacture of coke and refined petroleum products by 16.7%

In March 2020 **the prices of sold production of industry** were lower by 0.5% than a year earlier. The deepest drop of prices was recorded in **mining and quarrying** by 4.7%, of which in mining of metal ores by 9.6% and in mining of coal and lignite by 1.5%. The prices in **manufacturing** decreased by 0.8%. The deepest prices drop was recorded in manufacture of coke and refined petroleum products (by 21.6%). The prices also decreased, among other things, in manufacture: of basic metals (by 6.4%), of chemicals and chemical products (by 3.9%), of paper and paper products (by 3.5%), of computer, electronic and optical products (by 2.4%), of rubber and plastic products (by 0.8%), of printing and reproduction of recorded media, of machinery and equipment (by 0.7% each), of furniture (by 0.4%), of products of wood, cork, straw and wicker, of metal products (by 0.3% each), of textiles (by 0.1%). However, the growth of prices was recorded, among other things, in manufacture: of wearing apparel, of leather and related products (by 0.7% each), of other non-metallic mineral products (by 1.3%), of electrical equipment (by 1.5%), of beverages (by 1.7%), of motor vehicles, trailers and semi-trailers (by 2.3%), of other transport equipment (by 2.4%), of tobacco products (by 4.0%), of pharmaceutical products (by 4.6%). The highest prices growth was recorded in food products (by 4.9%). The prices in section **water supply; sewerage, waste management and remediation activities** increased by 5.9% and in section **electricity, gas, steam and air conditioning supply** rose by 3.3%.

In March 2020, compared to the same month of the previous year, the deepest decrease in prices was recorded in manufacture of coke and refined petroleum products by 21.6 %

Chart 1. Prices changes of sold production of industry in 2018-2020 in relation to the previous period (in %)

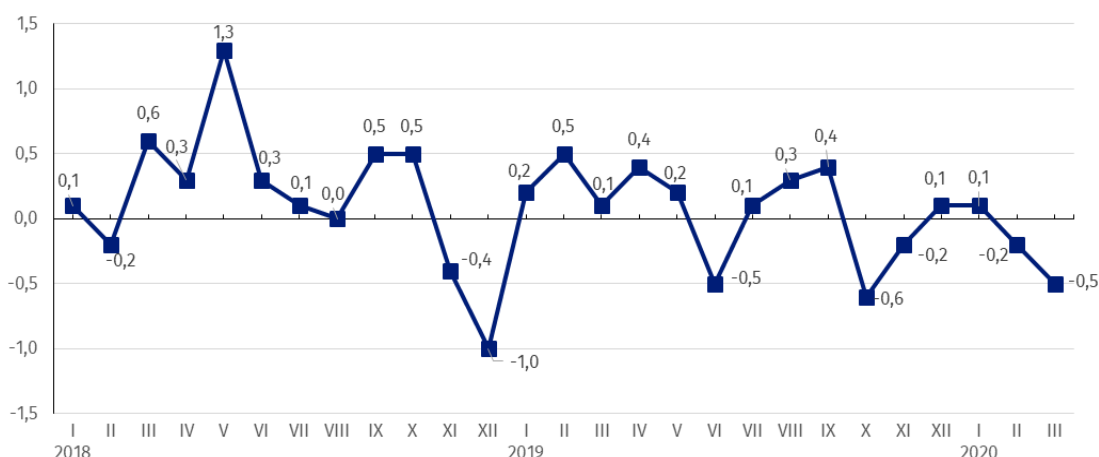


Chart 2. Prices changes of sold production of industry in 2018-2020 in relation to the same period of the previous year (in %)

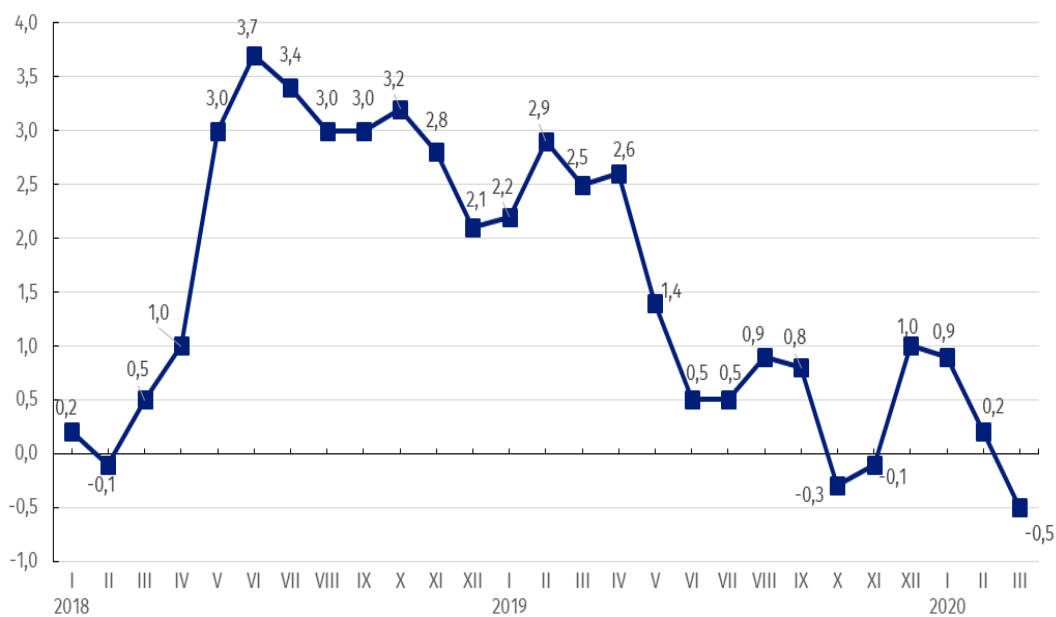
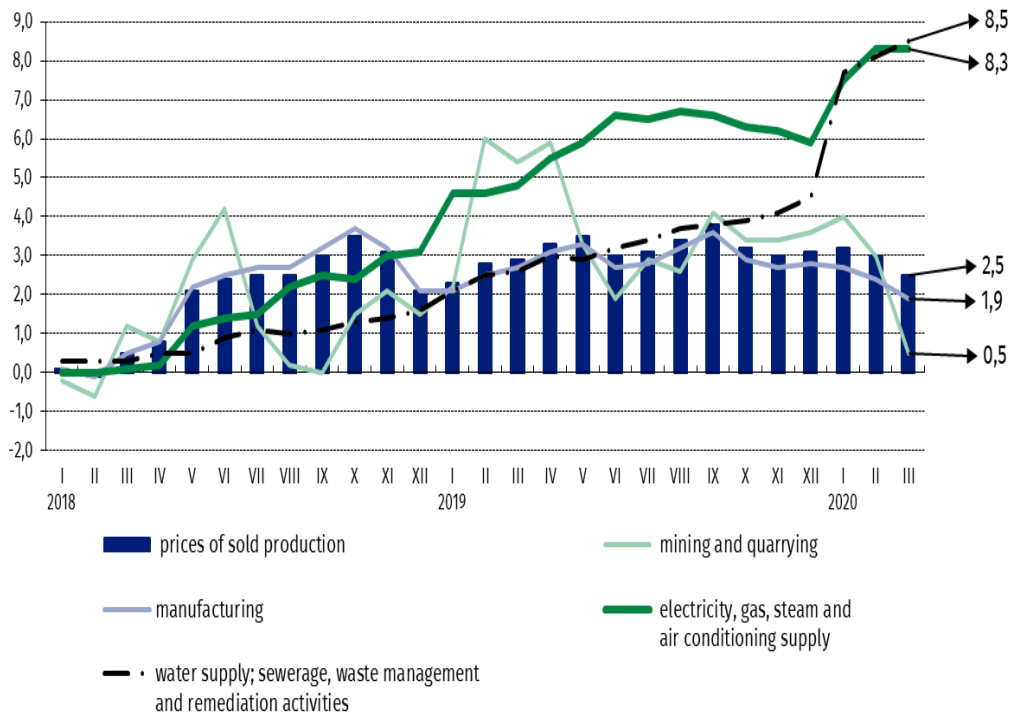


Chart 3. Prices changes of sold production of industry by sections NACE in 2018-2020 in relation to XII 2017 (in %)



Prepared by:

The Trade and Services Department

Director Ewa Adach-Stankiewicz

Office: tel. (+48 22) 608 31 24

Issued by:

The Spokesperson for the President

of Statistics Poland

Karolina Banaszek

Mobile: (+48) 695 255 011

Press Office

Office: tel. (+48 22) 608 34 91, 608 38 04

e-mail: obslugaprasowa@stat.gov.pl



www.stat.gov.pl/en/



[@StatPoland](https://twitter.com/StatPoland)



[@GlownyUrzadStatystyczny](https://www.facebook.com/GlownyUrzadStatystyczny)

Related information

[Statistical Bulletin](#)

[News Releases](#)

Data available in databases

[Analytical Platform - Knowledge Databases](#)

[Macroeconomic Data Bank](#)

[Prices indices \(Topics: Prices, Trade\)](#)

Terms used in official statistics

[Price index of sold production of industry](#)